

SUMMARY REPORT  
 RUN DATE:04/16/18  
 RUN TIME:06:22 PM

GENERAL MUNICIPAL ELECTION  
 ST. LOUIS COUNTY, MISSOURI  
 TUESDAY, APRIL 3, 2018

OFFICIAL FINAL RESULTS

	VOTES	PERCENT
PRECINCTS COUNTED (OF 781) . . . . .	781	100.00
REGISTERED VOTERS - TOTAL ST. LOUIS CO.	618,726	
BALLOTS CAST - TOTAL ST. LOUIS COUNTY .	91,802	
VOTER TURNOUT - TOTAL ST. LOUIS COUNTY		14.84
ALDERPERSON BALLWIN WARD 1 (Vote for ) 1 (WITH 6 OF 6 COUNTED)		
MICHAEL FINLEY . . . . .	387	96.03
INVALID WRITE-IN . . . . .	16	3.97
ALDERPERSON BALLWIN WARD 2 (Vote for ) 1 (WITH 7 OF 7 COUNTED)		
KEVIN M. ROACH. . . . .	209	65.72
KATIE M. ZAITZ-FINK . . . . .	106	33.33
INVALID WRITE-IN . . . . .	3	.94
ALDERPERSON BALLWIN WARD 3 (Vote for ) 1 (WITH 9 OF 9 COUNTED)		
FRANK FLEMING. . . . .	882	96.39
INVALID WRITE-IN . . . . .	33	3.61
ALDERPERSON BALLWIN WARD 4 (Vote for ) 1 (WITH 8 OF 8 COUNTED)		
RAYMOND L. KERLAGON . . . . .	207	92.83
INVALID WRITE-IN . . . . .	16	7.17
MAYOR BEL-NOR (Vote for ) 1 (WITH 2 OF 2 COUNTED)		
RITA HEARD DAYS . . . . .	239	48.19
WILLIAM D. HOOK . . . . .	257	51.81
INVALID WRITE-IN . . . . .	0	
ALDERMEN BEL NOR WARD 1 (Vote for ) 1 (WITH 1 OF 1 COUNTED)		
JOSEPH M. RIEBOLD. . . . .	99	54.40
GREG LANDRUM . . . . .	78	42.86
INVALID WRITE-IN . . . . .	5	2.75
ALDERMEN BEL NOR WARD 2 (Vote for ) 1 (WITH 1 OF 1 COUNTED)		
DOUGLAS ANDERS. . . . .	202	98.06
INVALID WRITE-IN . . . . .	4	1.94
MAYOR BEL-RIDGE (Vote for ) 1 (WITH 3 OF 3 COUNTED)		
WILLIE FAIR . . . . .	215	56.14
RACHEL WHITE . . . . .	167	43.60
INVALID WRITE-IN . . . . .	1	.26
ALDERMEN BEL-RIDGE WARD 1 (Vote for ) 1 (WITH 1 OF 1 COUNTED)		
MIKE RUFF . . . . .	36	92.31
INVALID WRITE-IN . . . . .	3	7.69
ALDERMEN BEL-RIDGE WARD 2 (Vote for ) 1 (WITH 1 OF 1 COUNTED)		
MARY MANS . . . . .	72	40.91
GLENN TOPE . . . . .	104	59.09
INVALID WRITE-IN . . . . .	0	
ALDERMEN BEL-RIDGE WARD 3 (Vote for ) 1 (WITH 1 OF 1 COUNTED)		
WILMA ABERNATHY . . . . .	85	56.67
TAMMY LOVE . . . . .	65	43.33
INVALID WRITE-IN . . . . .	0	
BEL-RIDGE - PROPOSITION 1 ** (ORDINANCE - TERM CHANGE) ** (Vote for ) 1		

(WITH 3 OF 3 COUNTED)		
YES . . . . .	142	37.77
NO. . . . .	234	62.23
ALDERPERSON BELLA VILLA WARD 2		
(Vote for ) 1		
(WITH 1 OF 1 COUNTED)		
NO CANDIDATE FILED . . . . .	0	
GREY (1) YATES (1) OF . . . . .	2	100.00
ALDERPERSON BELLA VILLA WARD 3		
(Vote for ) 1		
(WITH 1 OF 1 COUNTED)		
JEFFREY S. ROBINSON . . . . .	21	95.45
INVALID WRITE-IN . . . . .	1	4.55
ALDERPERSON BELLEFONTAINE NEIGHBORS WARD 1		
(Vote for ) 1		
(WITH 2 OF 2 COUNTED)		
BARBARA WEST . . . . .	143	52.57
SHIRLEY D. PARO . . . . .	128	47.06
INVALID WRITE-IN . . . . .	1	.37
ALDERPERSON BELLEFONTAINE NEIGHBORS WARD 2		
(Vote for ) 1		
(WITH 3 OF 3 COUNTED)		
SCOTT A. SCHULTZ . . . . .	99	45.21
THERESA REED . . . . .	117	53.42
INVALID WRITE-IN . . . . .	3	1.37
ALDERPERSON BELLEFONTAINE NEIGHBORS WARD 3		
(Vote for ) 1		
(WITH 3 OF 3 COUNTED)		
JAMES (JIM) CHRISTIAN . . . . .	110	96.49
INVALID WRITE-IN . . . . .	4	3.51
ALDERPERSON BELLEFONTAINE NEIGHBORS WARD 4		
(Vote for ) 1		
(WITH 1 OF 1 COUNTED)		
MIRANDA AVANT-ELLIOTT . . . . .	167	97.09
INVALID WRITE-IN . . . . .	5	2.91
MAYOR BELLERIVE ACRES		
(Vote for ) 1		
(WITH 1 OF 1 COUNTED)		
ANN KNAPP . . . . .	36	45.57
CLAYTON KLEIN (40) OF . . . . .	43	54.43
ALDERMEN BELLERIVE ACRES		
(Vote for ) 2		
(WITH 1 OF 1 COUNTED)		
WILLIAM (BILL) McCRARY, JR. . . . .	55	37.93
THOMAS KIELY . . . . .	33	22.76
KATRINA THOMPSON MOORE . . . . .	56	38.62
INVALID WRITE-IN . . . . .	1	.69
COUNCIL MEMBER-AT-LARGE BERKELEY		
(Vote for ) 1		
(WITH 8 OF 8 COUNTED)		
BABATUNDE DEINBO. . . . .	303	48.56
MARGARET (MARGO) GREENE. . . . .	319	51.12
INVALID WRITE-IN . . . . .	2	.32
COUNCIL MEMBER BERKELEY WARD 1		
(Vote for ) 1		
(WITH 1 OF 1 COUNTED)		
BARBARA JEAN HOLMES . . . . .	99	46.48
EMMALENE MITCHELL . . . . .	114	53.52
INVALID WRITE-IN . . . . .	0	
COUNCIL MEMBER BERKELEY WARD 3		
(Vote for ) 1		
(WITH 3 OF 3 COUNTED)		
LEE ETTA HOSKINS . . . . .	87	68.50
WILLIE MAE (WOODY) HARRIS . . . . .	39	30.71
INVALID WRITE-IN . . . . .	1	.79
COUNCIL MEMBER BERKELEY WARD 5		
(Vote for ) 1		
(WITH 1 OF 1 COUNTED)		
WANDA BROWN . . . . .	35	34.31
ELIAS HINDELEH . . . . .	59	57.84
TRACY M. SMITH. . . . .	8	7.84
INVALID WRITE-IN . . . . .	0	
ALDERPERSON BEVERLY HILLS WARD 1		
(Vote for ) 1		
(WITH 1 OF 1 COUNTED)		

RITA FORD . . . . .	9	100.00
INVALID WRITE-IN . . . . .	0	
ALDERPERSON BEVERLY HILLS WARD 2		
(Vote for ) 1		
(WITH 1 OF 1 COUNTED)		
NO CANDIDATE FILED . . . . .	0	
LEACH (1) FORD (1) OF . . . . .	2	100.00
COUNCIL MEMBER BLACK JACK WARD 1		
(Vote for ) 1		
(WITH 1 OF 1 COUNTED)		
DONALD (DON) KRANK . . . . .	79	98.75
INVALID WRITE-IN . . . . .	1	1.25
COUNCIL MEMBER BLACK JACK WARD 2		
(Vote for ) 1		
(WITH 2 OF 2 COUNTED)		
SANDRA (SANDY) K. MULLER . . . . .	74	94.87
INVALID WRITE-IN . . . . .	4	5.13
COUNCIL MEMBER BLACK JACK WARD 3		
(Vote for ) 1		
(WITH 1 OF 1 COUNTED)		
ARNOLD HINKLE. . . . .	152	68.78
LEO SIMMONS . . . . .	12	5.43
KENNETH W. McCLENDON. . . . .	57	25.79
INVALID WRITE-IN . . . . .	0	
COUNCIL MEMBER BLACK JACK WARD 4		
(Vote for ) 1		
(WITH 2 OF 2 COUNTED)		
BENJAMIN T. (BEN) ALLEN, SR. . . . .	87	98.86
INVALID WRITE-IN . . . . .	1	1.14
COUNCIL MEMBER BRECKENRIDGE HILLS WARD 1		
(Vote for ) 1		
(WITH 1 OF 1 COUNTED)		
RACHEL PFEIFFER . . . . .	11	100.00
INVALID WRITE-IN . . . . .	0	
COUNCIL MEMBER BRECKENRIDGE HILLS WARD 2		
(Vote for ) 1		
(WITH 1 OF 1 COUNTED)		
ROSE M. CASON . . . . .	20	100.00
INVALID WRITE-IN . . . . .	0	
COUNCIL MEMBER BRECKENRIDGE HILLS WARD 3		
(Vote for ) 1		
(WITH 1 OF 1 COUNTED)		
DENNIS BEEMAN. . . . .	23	95.83
INVALID WRITE-IN . . . . .	1	4.17
COUNCIL MEMBER BRECKENRIDGE HILLS WARD 4		
(Vote for ) 1		
(WITH 1 OF 1 COUNTED)		
KEN BLANKENSHIP . . . . .	18	94.74
INVALID WRITE-IN . . . . .	1	5.26
ALDERPERSON BRENTWOOD WARD 1		
(Vote for ) 1		
(WITH 2 OF 2 COUNTED)		
DAVID A. DIMMITT . . . . .	411	97.62
INVALID WRITE-IN . . . . .	10	2.38
ALDERPERSON BRENTWOOD WARD 2		
(Vote for ) 1		
(WITH 1 OF 1 COUNTED)		
SUNNY SIMS. . . . .	269	97.11
INVALID WRITE-IN . . . . .	8	2.89
ALDERPERSON BRENTWOOD WARD 3		
(Vote for ) 1		
(WITH 2 OF 2 COUNTED)		
ANDREW G. LEAHY . . . . .	296	93.08
INVALID WRITE-IN . . . . .	22	6.92
ALDERPERSON BRENTWOOD WARD 4		
(Vote for ) 1		
(WITH 1 OF 1 COUNTED)		
KATHY ONEILL . . . . .	138	100.00
INVALID WRITE-IN . . . . .	0	
COUNCIL MEMBER BRIDGETON WARD 1		
(Vote for ) 1		
(WITH 5 OF 5 COUNTED)		
SCOTT ZIMMER . . . . .	99	96.12
INVALID WRITE-IN . . . . .	4	3.88

COUNCIL MEMBER BRIDGETON WARD 2		
(Vote for ) 1		
(WITH 2 OF 2 COUNTED)		
ANDREW D. PURCELL. . . . .	160	97.56
INVALID WRITE-IN . . . . .	4	2.44
COUNCIL MEMBER BRIDGETON WARD 3		
(Vote for ) 1		
(WITH 5 OF 5 COUNTED)		
RANDY HEIN. . . . .	227	99.56
INVALID WRITE-IN . . . . .	1	.44
COUNCIL MEMBER BRIDGETON WARD 4		
(Vote for ) 1		
(WITH 3 OF 3 COUNTED)		
BARBARA ABRAM. . . . .	244	94.57
INVALID WRITE-IN . . . . .	14	5.43
BRIDGETON - PROPOSITION A		
**(BUSINESS LICENSE TAX)**		
(Vote for ) 1		
(WITH 15 OF 15 COUNTED)		
YES . . . . .	549	67.86
NO. . . . .	260	32.14
ALDERMEN CALVERTON PARK WARD 1		
(Vote for ) 1		
(WITH 1 OF 1 COUNTED)		
MICHAEL POROPAT . . . . .	37	94.87
INVALID WRITE-IN . . . . .	2	5.13
ALDERMEN CALVERTON PARK WARD 2		
(Vote for ) 1		
(WITH 1 OF 1 COUNTED)		
DIANE ARNOLD . . . . .	43	97.73
INVALID WRITE-IN . . . . .	1	2.27
CALVERTON PARK - PROPOSITION 1		
**(BUSINESS LICENSE FEE)**		
(Vote for ) 1		
(WITH 2 OF 2 COUNTED)		
YES . . . . .	76	87.36
NO. . . . .	11	12.64
ALDERPERSON CHARLACK WARD 1		
(Vote for ) 1		
(WITH 2 OF 2 COUNTED)		
TOM BONZO . . . . .	16	94.12
INVALID WRITE-IN . . . . .	1	5.88
ALDERPERSON CHARLACK WARD 2		
(Vote for ) 1		
(WITH 1 OF 1 COUNTED)		
BRUCE KLEMA . . . . .	38	58.46
FRANK E. MATTINGLY . . . . .	27	41.54
INVALID WRITE-IN . . . . .	0	
COUNCIL MEMBER CHESTERFIELD WARD 1		
(Vote for ) 1		
(WITH 7 OF 7 COUNTED)		
BARRY FLACHSBART. . . . .	1,474	95.90
INVALID WRITE-IN . . . . .	63	4.10
COUNCIL MEMBER CHESTERFIELD WARD 2		
(Vote for ) 1		
(WITH 7 OF 7 COUNTED)		
JAMI DOLBY. . . . .	553	34.96
MARY ANN MASTORAKOS . . . . .	1,025	64.79
INVALID WRITE-IN . . . . .	4	.25
COUNCIL MEMBER CHESTERFIELD WARD 3		
(Vote for ) 1		
(WITH 10 OF 10 COUNTED)		
RANDY LOGAN . . . . .	802	48.72
MICHAEL MOORE. . . . .	837	50.85
INVALID WRITE-IN . . . . .	7	.43
COUNCIL MEMBER CHESTERFIELD WARD 4		
(Vote for ) 1		
(WITH 9 OF 9 COUNTED)		
WILLIAM (BILL) LAWSON . . . . .	631	46.98
TOM DECAMPI . . . . .	710	52.87
INVALID WRITE-IN . . . . .	2	.15
ALDERPERSON CLARKSON VALLEY WARD 1		
(Vote for ) 1		
(WITH 1 OF 1 COUNTED)		

SUE McNAMARA . . . . .	31	96.88
INVALID WRITE-IN . . . . .	1	3.13
ALDERPERSON CLARKSON VALLEY WARD 2		
(Vote for ) 1		
(WITH 1 OF 1 COUNTED)		
AMY ASPEN SETNICKA . . . . .	23	92.00
INVALID WRITE-IN . . . . .	2	8.00
ALDERPERSON CLARKSON VALLEY WARD 3		
(Vote for ) 1		
(WITH 1 OF 1 COUNTED)		
LIN MIDYETT . . . . .	24	92.31
INVALID WRITE-IN . . . . .	2	7.69
ALDERPERSON CLAYTON WARD 1		
(Vote for ) 1		
(WITH 3 OF 3 COUNTED)		
JOANNE BOULTON . . . . .	383	58.47
BLAIR IAN KAISER . . . . .	271	41.37
INVALID WRITE-IN . . . . .	1	.15
ALDERPERSON CLAYTON WARD 2		
(Vote for ) 1		
(WITH 4 OF 4 COUNTED)		
IRA BERKOWITZ . . . . .	422	97.46
INVALID WRITE-IN . . . . .	11	2.54
ALDERPERSON CLAYTON WARD 3		
(Vote for ) 1		
(WITH 4 OF 4 COUNTED)		
BRIDGET McANDREW . . . . .	538	63.82
ANDREW E. GALAKATOS . . . . .	302	35.82
INVALID WRITE-IN . . . . .	3	.36
COOL VALLEY - PROPOSITION 1		
** (SALES TAX - STORM WATER & PARKS & REC) **		
(Vote for ) 1		
(WITH 1 OF 1 COUNTED)		
YES . . . . .	66	80.49
NO. . . . .	16	19.51
COOL VALLEY - PROPOSITION 2		
** (SALES TAX - GENERAL PURPOSES) **		
(Vote for ) 1		
(WITH 1 OF 1 COUNTED)		
YES . . . . .	63	77.78
NO. . . . .	18	22.22
COOL VALLEY - PROPOSITION 3		
** (SALES TAX - ECONOMIC DEVELOPMENT) **		
(Vote for ) 1		
(WITH 1 OF 1 COUNTED)		
YES . . . . .	66	81.48
NO. . . . .	15	18.52
COOL VALLEY - PROPOSITION 4		
** (LOCAL USE TAX) **		
(Vote for ) 1		
(WITH 1 OF 1 COUNTED)		
YES . . . . .	59	73.75
NO. . . . .	21	26.25
TRUSTEE COUNTRY LIFE ACRES		
(Vote for ) 2		
(WITH 1 OF 1 COUNTED)		
MICHAEL W. MEGOWN . . . . .	8	47.06
LAWRENCE V. BOVERI . . . . .	9	52.94
INVALID WRITE-IN . . . . .	0	
ALDERPERSON CRESTWOOD WARD 1		
(Vote for ) 1		
(WITH 3 OF 3 COUNTED)		
MIMI DUNCAN . . . . .	145	95.39
INVALID WRITE-IN . . . . .	7	4.61
ALDERPERSON CRESTWOOD WARD 2		
(Vote for ) 1		
(WITH 3 OF 3 COUNTED)		
JUSTIN CHARBONEAU . . . . .	172	95.03
INVALID WRITE-IN . . . . .	9	4.97
ALDERPERSON CRESTWOOD WARD 3		
(Vote for ) 1		
(WITH 3 OF 3 COUNTED)		
GRANT MABIE . . . . .	354	75.97
BILL BOSTON . . . . .	108	23.18
INVALID WRITE-IN . . . . .	4	.86

ALDERPERSON CRESTWOOD WARD 4		
(Vote for ) 1		
(WITH 2 OF 2 COUNTED)		
ISMAINE AYOUAZ . . . . .	420	58.91
TIMOTHY ANDERSON . . . . .	292	40.95
INVALID WRITE-IN . . . . .	1	.14
MAYOR CREVE COEUR		
(Vote for ) 1		
(WITH 18 OF 18 COUNTED)		
BARRY L. GLANTZ . . . . .	1,836	95.38
INVALID WRITE-IN . . . . .	89	4.62
COUNCIL MEMBER CREVE COEUR WARD 1		
(Vote for ) 1		
(WITH 5 OF 5 COUNTED)		
HEATHER P. SILVERMAN . . . . .	345	55.65
JAMES FARON . . . . .	269	43.39
INVALID WRITE-IN . . . . .	6	.97
COUNCIL MEMBER CREVE COEUR WARD 2		
(Vote for ) 1		
(WITH 5 OF 5 COUNTED)		
A. JAMES WANG . . . . .	384	96.24
INVALID WRITE-IN . . . . .	15	3.76
COUNCIL MEMBER CREVE COEUR WARD 3		
(Vote for ) 1		
(WITH 4 OF 4 COUNTED)		
ROBERT HOFFMAN . . . . .	432	98.18
INVALID WRITE-IN . . . . .	8	1.82
COUNCIL MEMBER CREVE COEUR WARD 4		
(Vote for ) 1		
(WITH 4 OF 4 COUNTED)		
SUE BASELEY . . . . .	475	96.54
INVALID WRITE-IN . . . . .	17	3.46
MAYOR CRYSTAL LAKE PARK		
(Vote for ) 1		
(WITH 2 OF 2 COUNTED)		
PHILLIP BRYANT . . . . .	125	83.33
INVALID WRITE-IN . . . . .	25	16.67
ALDERPERSON CRYSTAL LAKE PARK WARD 1		
(Vote for ) 1		
(WITH 1 OF 1 COUNTED)		
JIM HAYES . . . . .	64	55.65
CAROL ANN GIOVANDO . . . . .	51	44.35
INVALID WRITE-IN . . . . .	0	
ALDERPERSON CRYSTAL LAKE PARK WARD 2		
(Vote for ) 1		
(WITH 1 OF 1 COUNTED)		
SUSAN M. KUSAMA . . . . .	47	97.92
INVALID WRITE-IN . . . . .	1	2.08
ALDERPERSON DELLWOOD WARD 1		
(Vote for ) 1		
(WITH 2 OF 2 COUNTED)		
LORETTA JOHNSON . . . . .	53	94.64
INVALID WRITE-IN . . . . .	3	5.36
ALDERPERSON DELLWOOD WARD 2		
(Vote for ) 1		
(WITH 1 OF 1 COUNTED)		
SELENA MELTON . . . . .	78	100.00
INVALID WRITE-IN . . . . .	0	
ALDERPERSON DELLWOOD WARD 3		
(Vote for ) 1		
(WITH 2 OF 2 COUNTED)		
GWENDOLYN ARTIS . . . . .	63	94.03
INVALID WRITE-IN . . . . .	4	5.97
ALDERPERSON DELLWOOD WARD 4		
(Vote for ) 1		
(WITH 3 OF 3 COUNTED)		
MIKE HEIL . . . . .	72	97.30
INVALID WRITE-IN . . . . .	2	2.70
MAYOR DES PERES		
(Vote for ) 1		
(WITH 7 OF 7 COUNTED)		
MARK BECKER . . . . .	1,114	97.89
INVALID WRITE-IN . . . . .	24	2.11

ALDERMAN DES PERES WARD 1		
(Vote for )	1	
(WITH 2 OF 2 COUNTED)		
JOHN E. POUND . . . . .	277	95.52
INVALID WRITE-IN . . . . .	13	4.48
ALDERMAN DES PERES WARD 2		
(Vote for )	1	
(WITH 2 OF 2 COUNTED)		
DEAN C. FITZPATRICK . . . . .	495	99.40
INVALID WRITE-IN . . . . .	3	.60
ALDERMAN DES PERES WARD 3		
(Vote for )	1	
(WITH 3 OF 3 COUNTED)		
PATRICK BARRETT . . . . .	328	98.50
INVALID WRITE-IN . . . . .	5	1.50
DES PERES - PROPOSITION L		
** (CONTINUANCE SALES TAX - PARKS & REC) **		
(Vote for )	1	
(WITH 7 OF 7 COUNTED)		
YES . . . . .	1,104	86.45
NO. . . . .	173	13.55
MAYOR ELLISVILLE		
(Vote for )	1	
(WITH 11 OF 11 COUNTED)		
MIKE ROEMERMAN . . . . .	764	48.35
MICK CAHILL . . . . .	400	25.32
CYNTHIA (CINDY) POOL . . . . .	415	26.27
INVALID WRITE-IN . . . . .	1	.06
COUNCIL MEMBER ELLISVILLE DISTRICT 1		
** UNEXPIRED TERM **		
(Vote for )	1	
(WITH 5 OF 5 COUNTED)		
STEPHEN CHISMARICH . . . . .	275	56.94
ERIC HUESEMANN . . . . .	204	42.24
INVALID WRITE-IN . . . . .	4	.83
ELLISVILLE - PROPOSITION 1		
** (SUPPORT COUNTY - CITY MERGE) **		
(Vote for )	1	
(WITH 11 OF 11 COUNTED)		
YES . . . . .	302	18.98
NO. . . . .	1,289	81.02
ELLISVILLE - PROPOSITION 2		
** (SUPPORT CITY AS COUNTY MUNICIPALITY) **		
(Vote for )	1	
(WITH 11 OF 11 COUNTED)		
YES . . . . .	392	24.67
NO. . . . .	1,197	75.33
ALDERPERSON EUREKA WARD 1		
(Vote for )	1	
(WITH 2 OF 2 COUNTED)		
ROBERT A. BERRY . . . . .	459	57.88
KEITH MESSMER. . . . .	330	41.61
INVALID WRITE-IN . . . . .	4	.50
ALDERPERSON EUREKA WARD 2		
(Vote for )	1	
(WITH 2 OF 2 COUNTED)		
BRYAN KIEFER . . . . .	209	51.48
LISA SMITH. . . . .	195	48.03
INVALID WRITE-IN . . . . .	2	.49
ALDERPERSON EUREKA WARD 3		
(Vote for )	1	
(WITH 1 OF 1 COUNTED)		
JERRY HOLLOWAY . . . . .	627	96.61
INVALID WRITE-IN . . . . .	22	3.39
EUREKA - PROPOSITION E		
** (SALES TAX - PUBLIC SAFETY) **		
(Vote for )	1	
(WITH 5 OF 5 COUNTED)		
YES . . . . .	1,372	70.61
NO. . . . .	571	29.39
ALDERPERSON FENTON WARD 1		
(Vote for )	1	
(WITH 1 OF 1 COUNTED)		
PAUL SEEMAYER. . . . .	158	95.76
INVALID WRITE-IN . . . . .	7	4.24

ALDERPERSON FENTON WARD 2		
(Vote for )	1	
(WITH 2 OF 2 COUNTED)		
JOE MAURATH . . . . .	199	75.09
MARCUS JEWELL. . . . .	66	24.91
INVALID WRITE-IN . . . . .	0	
ALDERPERSON FENTON WARD 3		
(Vote for )	1	
(WITH 2 OF 2 COUNTED)		
REMOVED BY COURT ORDER . . . . .	0	
BRASSES (94) PRESLAR (60) OF . . . . .	157	100.00
ALDERPERSON FENTON WARD 4		
(Vote for )	1	
(WITH 1 OF 1 COUNTED)		
RICHARD PATTON . . . . .	198	62.07
JIM NOTTELMANN . . . . .	120	37.62
INVALID WRITE-IN . . . . .	1	.31
COUNCIL MEMBER FERGUSON WARD 1		
(Vote for )	1	
(WITH 7 OF 7 COUNTED)		
ELLA JONES. . . . .	588	53.65
PAM HARTLEY . . . . .	507	46.26
INVALID WRITE-IN . . . . .	1	.09
COUNCIL MEMBER FERGUSON WARD 2		
(Vote for )	1	
(WITH 4 OF 4 COUNTED)		
LAVERNE MITCHOM . . . . .	328	39.14
J. TONI BURROW. . . . .	502	59.90
INVALID WRITE-IN . . . . .	8	.95
COUNCIL MEMBER FERGUSON WARD 3		
(Vote for )	1	
(WITH 6 OF 6 COUNTED)		
WESLEY BELL . . . . .	219	92.02
INVALID WRITE-IN . . . . .	19	7.98
ALDERPERSON FLOREDELL HILLS WARD 1		
(Vote for )	1	
(WITH 1 OF 1 COUNTED)		
ARTHUR C. HAMILTON . . . . .	8	100.00
INVALID WRITE-IN . . . . .	0	
ALDERPERSON FLOREDELL HILLS WARD 2		
(Vote for )	1	
(WITH 1 OF 1 COUNTED)		
LILLIE MOORE . . . . .	13	100.00
INVALID WRITE-IN . . . . .	0	
COUNCIL MEMBER FLORISSANT WARD 1		
(Vote for )	1	
(WITH 6 OF 6 COUNTED)		
COLLEEN CALLAHAN. . . . .	187	31.59
ANDREW HARRIS. . . . .	405	68.41
INVALID WRITE-IN . . . . .	0	
COUNCIL MEMBER FLORISSANT WARD 3		
(Vote for )	1	
(WITH 4 OF 4 COUNTED)		
JOSEPH EAGAN . . . . .	307	96.54
INVALID WRITE-IN . . . . .	11	3.46
COUNCIL MEMBER FLORISSANT WARD 5		
(Vote for )	1	
(WITH 6 OF 6 COUNTED)		
KEITH SCHILDROTH. . . . .	321	94.97
INVALID WRITE-IN . . . . .	17	5.03
COUNCIL MEMBER FLORISSANT WARD 7		
(Vote for )	1	
(WITH 5 OF 5 COUNTED)		
JACKIE BOND PAGANO . . . . .	246	97.23
INVALID WRITE-IN . . . . .	7	2.77
COUNCIL MEMBER FLORISSANT WARD 9		
(Vote for )	1	
(WITH 3 OF 3 COUNTED)		
TOMMY SIAM. . . . .	292	95.42
INVALID WRITE-IN . . . . .	14	4.58
ALDERPERSON FRONTENAC WARD 1		
(Vote for )	1	
(WITH 2 OF 2 COUNTED)		
BRIAN WARNER . . . . .	160	69.57
JERRY FRIEDMAN . . . . .	63	27.39



INVALID WRITE-IN . . . . .	7	3.04
ALDERPERSON FRONTENAC WARD 2		
(Vote for ) 1		
(WITH 1 OF 1 COUNTED)		
JAMIE GRIESEDIECK . . . . .	184	97.35
INVALID WRITE-IN . . . . .	5	2.65
ALDERPERSON FRONTENAC WARD 3		
(Vote for ) 1		
(WITH 1 OF 1 COUNTED)		
DAVID BRAY. . . . .	149	95.51
INVALID WRITE-IN . . . . .	7	4.49
FRONTENAC - PROPOSITION A		
** (PROPERTY TAX - GENERAL PURPOSES) **		
(Vote for ) 1		
(WITH 4 OF 4 COUNTED)		
YES . . . . .	315	46.19
NO. . . . .	367	53.81
TRUSTEE GLEN ECHO PARK		
(Vote for ) 2		
(WITH 1 OF 1 COUNTED)		
VICTORIA VALLE . . . . .	15	46.88
TREVA GAGE. . . . .	15	46.88
INVALID WRITE-IN . . . . .	2	6.25
ALDERPERSON GLENDALE WARD 1		
(Vote for ) 1		
(WITH 2 OF 2 COUNTED)		
THOMAS M. SCHOEMEHL . . . . .	171	97.16
INVALID WRITE-IN . . . . .	5	2.84
ALDERPERSON GLENDALE WARD 2		
(Vote for ) 1		
(WITH 2 OF 2 COUNTED)		
AARON C. NAUMAN . . . . .	149	94.30
INVALID WRITE-IN . . . . .	9	5.70
ALDERPERSON GLENDALE WARD 3		
(Vote for ) 1		
(WITH 2 OF 2 COUNTED)		
BERRY R. LANE . . . . .	132	96.35
INVALID WRITE-IN . . . . .	5	3.65
ALDERPERSON-AT-LARGE GREENDALE		
(Vote for ) 2		
(WITH 1 OF 1 COUNTED)		
TIFFANY GRAHAM . . . . .	46	56.10
DEBRA S. MILLENDER . . . . .	36	43.90
INVALID WRITE-IN . . . . .	0	
ALDERPERSON GREEN PARK WARD 1		
(Vote for ) 1		
(WITH 2 OF 2 COUNTED)		
ANTHONY POUSOSA . . . . .	43	89.58
INVALID WRITE-IN . . . . .	5	10.42
ALDERPERSON GREEN PARK WARD 2		
(Vote for ) 1		
(WITH 2 OF 2 COUNTED)		
JAMES JONES, JR. . . . .	49	100.00
INVALID WRITE-IN . . . . .	0	
ALDERPERSON GREEN PARK WARD 3		
(Vote for ) 1		
(WITH 1 OF 1 COUNTED)		
FRED BARAS. . . . .	44	100.00
INVALID WRITE-IN . . . . .	0	
TRUSTEE HANLEY HILLS		
(Vote for ) 4		
(WITH 1 OF 1 COUNTED)		
TIRAN GREER . . . . .	58	16.38
SADIE PENNINGTON. . . . .	43	12.15
JEFFREY WALTON . . . . .	74	20.90
ANNETTE HARRISON. . . . .	75	21.19
MATTHEW HILL . . . . .	41	11.58
HELENA TAYLOR. . . . .	58	16.38
INVALID WRITE-IN . . . . .	5	1.41
TRUSTEE HANLEY HILLS		
** (UNEXPIRED TERM) **		
(Vote for ) 1		
(WITH 1 OF 1 COUNTED)		
GREGORY L. ROBINSON . . . . .	84	98.82
INVALID WRITE-IN . . . . .	1	1.18

MAYOR HAZELWOOD		
(Vote for ) 1		
(WITH 14 OF 14 COUNTED)		
JEFFREY M. CHANEY. . . . .	869	36.56
MATTHEW G. ROBINSON . . . . .	1,502	63.19
INVALID WRITE-IN . . . . .	6	.25
TRUSTEE HILLSDALE		
(Vote for ) 3		
(WITH 1 OF 1 COUNTED)		
DOROTHY MOORE. . . . .	56	35.67
JON ROSS . . . . .	50	31.85
KESHA WHITLEY. . . . .	48	30.57
INVALID WRITE-IN . . . . .	3	1.91
MAYOR HUNTLEIGH		
(Vote for ) 1		
(WITH 3 OF 3 COUNTED)		
RICHARD L. NIX, JR. . . . .	31	88.57
INVALID WRITE-IN . . . . .	4	11.43
ALDERPERSON HUNTLEIGH WARD 1		
(Vote for ) 1		
(WITH 1 OF 1 COUNTED)		
JOHN RYAN . . . . .	7	87.50
INVALID WRITE-IN . . . . .	1	12.50
ALDERPERSON HUNTLEIGH WARD 2		
(Vote for ) 1		
(WITH 2 OF 2 COUNTED)		
STEVE NOLES . . . . .	25	100.00
INVALID WRITE-IN . . . . .	0	
COUNCIL MEMBER JENNINGS WARD 1		
(Vote for ) 1		
(WITH 5 OF 5 COUNTED)		
ALLAN STICHNOTE . . . . .	107	53.77
YOLONDA FOUNTAIN HENDERSON. . . . .	89	44.72
INVALID WRITE-IN . . . . .	3	1.51
COUNCIL MEMBER JENNINGS WARD 2		
(Vote for ) 1		
(WITH 4 OF 4 COUNTED)		
FRANCINE DUGGER . . . . .	205	53.95
YOLONDA (YONNEE) FORTSON . . . . .	65	17.11
DEMETRA A. LAMBERT . . . . .	109	28.68
INVALID WRITE-IN . . . . .	1	.26
COUNCIL MEMBER JENNINGS WARD 3		
(Vote for ) 1		
(WITH 3 OF 3 COUNTED)		
PHYLLIS R. ANDERSON . . . . .	98	93.33
INVALID WRITE-IN . . . . .	7	6.67
COUNCIL MEMBER JENNINGS WARD 4		
(Vote for ) 1		
(WITH 4 OF 4 COUNTED)		
RODNEY EPPS . . . . .	80	84.21
CLARENCE BRITTON, JR (4) OF . . . . .	15	15.79
JENNINGS - PROPOSITION U		
** (LOCAL USE TAX) **		
(Vote for ) 1		
(WITH 16 OF 16 COUNTED)		
YES . . . . .	260	33.64
NO. . . . .	513	66.36
COUNCIL MEMBER KIRKWOOD		
(Vote for ) 3		
(WITH 14 OF 14 COUNTED)		
CATHERINE (KARA) WURTZ . . . . .	3,412	25.19
MARK ZIMMER . . . . .	3,454	25.50
JOSH LOEFFLER. . . . .	2,730	20.15
WALLACE WARD . . . . .	3,873	28.59
INVALID WRITE-IN . . . . .	77	.57
KIRKWOOD - PROPOSITION R		
** (CHARTER REPEAL - POLICE & FIRE RETIREMENT) **		
(Vote for ) 1		
(WITH 14 OF 14 COUNTED)		
YES . . . . .	1,378	25.31
NO. . . . .	4,067	74.69
COUNCIL MEMBER LADUE WARD 1		
(Vote for ) 1		
(WITH 3 OF 3 COUNTED)		
STACEY KAMPS . . . . .	220	97.78

INVALID WRITE-IN . . . . .	5	2.22
COUNCIL MEMBER LADUE WARD 2		
(Vote for ) 1		
(WITH 3 OF 3 COUNTED)		
PATRICK W. HENSLEY . . . . .	199	97.07
INVALID WRITE-IN . . . . .	6	2.93
COUNCIL MEMBER LADUE WARD 3		
(Vote for ) 1		
(WITH 3 OF 3 COUNTED)		
HAROLD R. BURROUGHS . . . . .	166	95.95
INVALID WRITE-IN . . . . .	7	4.05
LADUE - PROPOSITION A		
** (OUT OF STATE SALES TAX - CONTINUATION) **		
(Vote for ) 1		
(WITH 9 OF 9 COUNTED)		
YES . . . . .	639	87.30
NO. . . . .	93	12.70
MAYOR LAKESHIRE		
(Vote for ) 1		
(WITH 3 OF 3 COUNTED)		
TIMOTHY A. SEHER . . . . .	31	93.94
INVALID WRITE-IN . . . . .	2	6.06
ALDERPERSON LAKESHIRE WARD 1		
(Vote for ) 1		
(WITH 1 OF 1 COUNTED)		
ROBERT A. BILZING. . . . .	9	90.00
INVALID WRITE-IN . . . . .	1	10.00
ALDERPERSON LAKESHIRE WARD 2		
(Vote for ) 1		
(WITH 1 OF 1 COUNTED)		
STEVEN A. ZUMWALT. . . . .	15	93.75
INVALID WRITE-IN . . . . .	1	6.25
ALDERPERSON LAKESHIRE WARD 3		
(Vote for ) 1		
(WITH 1 OF 1 COUNTED)		
EBONY SHEROD . . . . .	7	100.00
INVALID WRITE-IN . . . . .	0	
TRUSTEE MACKENZIE		
(Vote for ) 2		
(WITH 1 OF 1 COUNTED)		
ADINA JOHNSON. . . . .	17	38.64
DOROTHY BERRY. . . . .	11	25.00
INVALID WRITE-IN . . . . .	16	36.36
MACKENZIE - PROPOSITION A		
** (DISSOLVE CITY) **		
(Vote for ) 1		
(WITH 1 OF 1 COUNTED)		
YES . . . . .	18	54.55
NO. . . . .	15	45.45
MAYOR MANCHESTER		
(Vote for ) 1		
(WITH 18 OF 18 COUNTED)		
MIKE CLEMENT . . . . .	2,114	67.65
DAVID L. WILLSON . . . . .	998	31.94
INVALID WRITE-IN . . . . .	13	.42
ALDERPERSON MANCHESTER WARD 1		
(Vote for ) 1		
(WITH 7 OF 7 COUNTED)		
NELSON D. NOLTE . . . . .	686	97.44
INVALID WRITE-IN . . . . .	18	2.56
ALDERPERSON MANCHESTER WARD 2		
(Vote for ) 1		
(WITH 6 OF 6 COUNTED)		
MARILYN L. OTTENAD . . . . .	962	96.88
INVALID WRITE-IN . . . . .	31	3.12
ALDERPERSON MANCHESTER WARD 3		
(Vote for ) 1		
(WITH 5 OF 5 COUNTED)		
JEROME (JERRY) MEYER . . . . .	535	45.77
BENJAMIN TOBEN . . . . .	632	54.06
INVALID WRITE-IN . . . . .	2	.17

MANCHESTER - BOND ELECTION - PROPOSITION S  
 \*\* (BONDS - CAPITAL IMPROV (57.15% NEEDED) \*\*  
 (Vote for ) 1

(WITH 18 OF 18 COUNTED)		
YES . . . . .	2,129	67.12
NO. . . . .	1,043	32.88
COUNCIL MEMBER MAPLEWOOD WARD 1		
**(UNEXPIRED TERM)**		
(Vote for ) 1		
(WITH 2 OF 2 COUNTED)		
OWEN SKOLER. . . . .	75	26.88
KYLE OBERLE. . . . .	43	15.41
SANDI L. PHILLIPS. . . . .	161	57.71
INVALID WRITE-IN . . . . .	0	
MAPLEWOOD - PROPOSITION T		
**(PROPERTY TAX -TRASH & RECYCLING SERVICES)**		
(Vote for ) 1		
(WITH 6 OF 6 COUNTED)		
YES . . . . .	679	83.52
NO. . . . .	134	16.48
TRUSTEE MARLBOROUGH		
(Vote for ) 2		
(WITH 1 OF 1 COUNTED)		
JAN BOERGADINE . . . . .	31	43.06
JOAN DOEBBER . . . . .	40	55.56
INVALID WRITE-IN . . . . .	1	1.39
MAYOR MARYLAND HEIGHTS		
(Vote for ) 1		
(WITH 24 OF 24 COUNTED)		
MICHAEL (MIKE) MOELLER . . . . .	2,131	55.93
MARY NICHOLS . . . . .	1,114	29.24
SUDHIR RATHOD. . . . .	553	14.51
INVALID WRITE-IN . . . . .	12	.31
COUNCIL MEMBER MARYLAND HEIGHTS WARD 1		
(Vote for ) 1		
(WITH 7 OF 7 COUNTED)		
GAVIN GREGORY PARK . . . . .	308	57.89
VIA (163) OSTROWSKI (12) WAITE (8) OF .	224	42.11
COUNCIL MEMBER MARYLAND HEIGHTS WARD 2		
(Vote for ) 1		
(WITH 7 OF 7 COUNTED)		
KIMBERLY (KIM) BAKER. . . . .	680	85.00
KEITH EMERSON, SR. . . . .	119	14.88
INVALID WRITE-IN . . . . .	1	.13
COUNCIL MEMBER MARYLAND HEIGHTS WARD 3		
(Vote for ) 1		
(WITH 6 OF 6 COUNTED)		
CHARLES G. (CHUCK) CAVERLY, II . . . .	965	96.60
INVALID WRITE-IN . . . . .	34	3.40
COUNCIL MEMBER MARYLAND HEIGHTS WARD 4		
(Vote for ) 1		
(WITH 4 OF 4 COUNTED)		
JAMES E. (JIMMY) CARVER. . . . .	787	76.48
MATTHEW DURHAM . . . . .	238	23.13
INVALID WRITE-IN . . . . .	4	.39
ALDERPERSON MOLINE ACRES WARD 1		
(Vote for ) 1		
(WITH 2 OF 2 COUNTED)		
ROBERT HESTER. . . . .	76	96.20
INVALID WRITE-IN . . . . .	3	3.80
ALDERPERSON MOLINE ACRES WARD 2		
(Vote for ) 1		
(WITH 2 OF 2 COUNTED)		
JENNIFER ERBY. . . . .	80	98.77
INVALID WRITE-IN . . . . .	1	1.23
MOLINE ACRES - PROPOSITION A		
**(PROPERTY TAX - GENERAL PURPOSES)**		
(Vote for ) 1		
(WITH 4 OF 4 COUNTED)		
YES . . . . .	118	63.78
NO. . . . .	67	36.22
COUNCIL MEMBER NORMANDY WARD 1		
(Vote for ) 1		
(WITH 1 OF 1 COUNTED)		
WALTER MOSS . . . . .	47	97.92
INVALID WRITE-IN . . . . .	1	2.08
COUNCIL MEMBER NORMANDY WARD 2		
(Vote for ) 1		

(WITH 2 OF 2 COUNTED)			
ANTHONY EVANS. . . . .	30	93.75	
INVALID WRITE-IN . . . . .	2	6.25	
COUNCIL MEMBER NORMANDY WARD 3			
(Vote for ) 1			
(WITH 1 OF 1 COUNTED)			
MAURICE J. HUNT . . . . .	61	93.85	
INVALID WRITE-IN . . . . .	4	6.15	
COUNCIL MEMBER NORMANDY WARD 4			
(Vote for ) 1			
(WITH 1 OF 1 COUNTED)			
BOB REID . . . . .	16	94.12	
INVALID WRITE-IN . . . . .	1	5.88	
ALDERPERSON NORTHWOODS WARD 1			
(Vote for ) 1			
(WITH 1 OF 1 COUNTED)			
LaVINCENT HOOKER. . . . .	98	45.58	
MARVALDA JONES . . . . .	117	54.42	
INVALID WRITE-IN . . . . .	0		
ALDERPERSON NORTHWOODS WARD 2			
(Vote for ) 1			
(WITH 1 OF 1 COUNTED)			
JACK CHASE. . . . .	93	79.49	
KRISTINA L. HAZLEY . . . . .	22	18.80	
INVALID WRITE-IN . . . . .	2	1.71	
ALDERPERSON NORTHWOODS WARD 3			
(Vote for ) 1			
(WITH 1 OF 1 COUNTED)			
SHIRLEY JOHNSON . . . . .	62	95.38	
INVALID WRITE-IN . . . . .	3	4.62	
ALDERPERSON NORTHWOODS WARD 4			
(Vote for ) 1			
(WITH 1 OF 1 COUNTED)			
DOROTHY NORTH. . . . .	47	97.92	
INVALID WRITE-IN . . . . .	1	2.08	
TRUSTEE NORWOOD COURT			
(Vote for ) 2			
(WITH 1 OF 1 COUNTED)			
GARLAND HOLLINS . . . . .	20	48.78	
TERESE (TERRI) MARSHALL . . . . .	18	43.90	
INVALID WRITE-IN . . . . .	3	7.32	
NORWOOD COURT - PROPOSITION A			
** (OUT OF STATE SALES TAX - DISCONTINUED) **			
(Vote for ) 1			
(WITH 1 OF 1 COUNTED)			
YES . . . . .	2	8.33	
NO. . . . .	22	91.67	
ALDERPERSON OAKLAND WARD 1			
(Vote for ) 1			
(WITH 1 OF 1 COUNTED)			
JIM HENSLEY . . . . .	77	97.47	
INVALID WRITE-IN . . . . .	2	2.53	
ALDERPERSON OAKLAND WARD 2			
(Vote for ) 1			
(WITH 1 OF 1 COUNTED)			
ANDREW M. STEWART. . . . .	51	92.73	
INVALID WRITE-IN . . . . .	4	7.27	
COUNCIL MEMBER OLIVETTE			
(Vote for ) 1			
(WITH 4 OF 4 COUNTED)			
SIDNEY CLARK . . . . .	691	83.45	
MORTON M. BERTISH. . . . .	132	15.94	
INVALID WRITE-IN . . . . .	5	.60	
MAYOR OVERLAND			
(Vote for ) 1			
(WITH 13 OF 13 COUNTED)			
MIKE SCHNEIDER . . . . .	740	94.15	
INVALID WRITE-IN . . . . .	46	5.85	
COUNCIL MEMBER OVERLAND WARD 1			
(Vote for ) 1			
(WITH 3 OF 3 COUNTED)			
MARVIN K. DILLON . . . . .	90	36.59	
CATHY WALL. . . . .	40	16.26	
TOM ENNIS . . . . .	115	46.75	
INVALID WRITE-IN . . . . .	1	.41	

COUNCIL MEMBER OVERLAND WARD 2		
(Vote for ) 1		
(WITH 3 OF 3 COUNTED)		
LISA RIDOLFI . . . . .	222	98.67
INVALID WRITE-IN . . . . .	3	1.33
COUNCIL MEMBER OVERLAND WARD 3		
(Vote for ) 1		
(WITH 3 OF 3 COUNTED)		
KEN OWENSBY . . . . .	95	88.79
INVALID WRITE-IN . . . . .	12	11.21
COUNCIL MEMBER OVERLAND WARD 4		
(Vote for ) 1		
(WITH 4 OF 4 COUNTED)		
LES DILLS . . . . .	206	97.63
INVALID WRITE-IN . . . . .	5	2.37
MAYOR PACIFIC		
(Vote for ) 1		
(WITH 1 OF 1 COUNTED)		
STEVE MYERS . . . . .	2	40.00
JERRY EVERSMEYER. . . . .	2	40.00
STEPHEN FLANNERY, III . . . . .	1	20.00
INVALID WRITE-IN . . . . .	0	
MUNICIPAL JUDGE PACIFIC		
(Vote for ) 1		
(WITH 1 OF 1 COUNTED)		
DAN LESLIE. . . . .	2	100.00
INVALID WRITE-IN . . . . .	0	
COLLECTOR PACIFIC		
(Vote for ) 1		
(WITH 1 OF 1 COUNTED)		
DEBBIE KELLEY. . . . .	0	
SHELIA R. GRIPPO . . . . .	4	80.00
KANDI WOLF. . . . .	1	20.00
SHARON BOEDGES . . . . .	0	
INVALID WRITE-IN . . . . .	0	
MARSHAL PACIFIC		
(Vote for ) 1		
(WITH 1 OF 1 COUNTED)		
MATT MANSELL . . . . .	2	100.00
INVALID WRITE-IN . . . . .	0	
ALDERMAN PACIFIC WARD 1		
(Vote for ) 1		
(WITH 1 OF 1 COUNTED)		
NICHOLAS CHLEBOWSKI. . . . .	2	40.00
ED GASS. . . . .	3	60.00
INVALID WRITE-IN . . . . .	0	
ALDERPERSON PASADENA HILLS WARD 1		
(Vote for ) 1		
(WITH 1 OF 1 COUNTED)		
ALAN DIXON. . . . .	41	93.18
INVALID WRITE-IN . . . . .	3	6.82
ALDERPERSON PASADENA HILLS WARD 2		
(Vote for ) 1		
(WITH 1 OF 1 COUNTED)		
BETTY J. MOORE. . . . .	48	96.00
INVALID WRITE-IN . . . . .	2	4.00
TRUSTEE PASADENA PARK		
(Vote for ) 2		
(WITH 1 OF 1 COUNTED)		
JACKIE KAM-BLACKARD. . . . .	28	25.45
BILL BLACKARD. . . . .	37	33.64
MARY RICH . . . . .	43	39.09
INVALID WRITE-IN . . . . .	2	1.82
ALDERPERSON PINE LAWN WARD 1		
(Vote for ) 1		
(WITH 1 OF 1 COUNTED)		
JAMES BROOKS . . . . .	28	41.18
FRED L. REEVES. . . . .	40	58.82
INVALID WRITE-IN . . . . .	0	
ALDERPERSON PINE LAWN WARD 2		
(Vote for ) 1		
(WITH 1 OF 1 COUNTED)		
BETTY BROOKS . . . . .	15	28.85
ROSLYN BROWN . . . . .	21	40.38
NICHOLE D. RIGMAIDEN. . . . .	16	30.77

INVALID WRITE-IN . . . . .	0	
ALDERPERSON PINE LAWN WARD 3		
(Vote for ) 1		
(WITH 1 OF 1 COUNTED)		
DAVID WADE. . . . .	30	40.00
GERALD L. METTS . . . . .	44	58.67
INVALID WRITE-IN . . . . .	1	1.33
ALDERPERSON PINE LAWN WARD 4		
(Vote for ) 1		
(WITH 1 OF 1 COUNTED)		
ELWYN M. WALLS. . . . .	45	69.23
CHRISTINA A. JACKSON. . . . .	19	29.23
INVALID WRITE-IN . . . . .	1	1.54
PINE LAWN - PROPOSITION U		
** (LOCAL USE TAX) **		
(Vote for ) 1		
(WITH 4 OF 4 COUNTED)		
YES . . . . .	112	46.67
NO. . . . .	128	53.33
COUNCIL MEMBER RICHMOND HEIGHTS DISTRICT 1		
(Vote for ) 1		
(WITH 3 OF 3 COUNTED)		
LISA EPPERT . . . . .	104	99.05
INVALID WRITE-IN . . . . .	1	.95
COUNCIL MEMBER RICHMOND HEIGHTS DISTRICT 2		
(Vote for ) 1		
(WITH 2 OF 2 COUNTED)		
REGINALD FINNEY . . . . .	153	96.23
INVALID WRITE-IN . . . . .	6	3.77
COUNCIL MEMBER RICHMOND HEIGHTS DISTRICT 3		
(Vote for ) 1		
(WITH 3 OF 3 COUNTED)		
DONALD DROEGE. . . . .	42	20.10
ASHLEY METCALF . . . . .	164	78.47
INVALID WRITE-IN . . . . .	3	1.44
COUNCIL MEMBER RICHMOND HEIGHTS DISTRICT 4		
(Vote for ) 1		
(WITH 5 OF 5 COUNTED)		
DAN SEBBEN. . . . .	129	94.85
INVALID WRITE-IN . . . . .	7	5.15
TRUSTEE RIVERVIEW		
(Vote for ) 2		
(WITH 1 OF 1 COUNTED)		
CRAIG BOEHMER. . . . .	72	34.78
PHYLLIS PARO . . . . .	82	39.61
WILLIAM BRIGHT . . . . .	22	10.63
THEO BROWN, SR. . . . .	29	14.01
INVALID WRITE-IN . . . . .	2	.97
MAYOR ROCK HILL		
(Vote for ) 1		
(WITH 5 OF 5 COUNTED)		
EDWARD MAHAN . . . . .	232	95.87
INVALID WRITE-IN . . . . .	10	4.13
ALDERPERSON ROCK HILL WARD 1		
(Vote for ) 1		
(WITH 2 OF 2 COUNTED)		
PHILIP E. SCHERRY. . . . .	66	98.51
INVALID WRITE-IN . . . . .	1	1.49
ALDERPERSON ROCK HILL WARD 2		
(Vote for ) 1		
(WITH 1 OF 1 COUNTED)		
JAMES KILLION. . . . .	81	96.43
INVALID WRITE-IN . . . . .	3	3.57
ALDERPERSON ROCK HILL WARD 3		
(Vote for ) 1		
(WITH 2 OF 2 COUNTED)		
ROBT A. WEIDER. . . . .	72	92.31
INVALID WRITE-IN . . . . .	6	7.69
MAYOR SHREWSBURY		
(Vote for ) 1		
(WITH 7 OF 7 COUNTED)		
SAM SCHERER . . . . .	490	95.15
INVALID WRITE-IN . . . . .	25	4.85
ALDERPERSON SHREWSBURY WARD 1		

(Vote for ) 1		
(WITH 2 OF 2 COUNTED)		
KEITH PETERS . . . . .	135	59.21
NICHOLAS LINDLEY . . . . .	91	39.91
INVALID WRITE-IN . . . . .	2	.88
ALDERPERSON SHREWSBURY WARD 2		
(Vote for ) 1		
(WITH 3 OF 3 COUNTED)		
GREGORY LAUTER . . . . .	155	75.61
KENT BARNETT . . . . .	50	24.39
INVALID WRITE-IN . . . . .	0	
ALDERPERSON SHREWSBURY WARD 3		
(Vote for ) 1		
(WITH 2 OF 2 COUNTED)		
CHRIS GORMAN . . . . .	95	95.96
INVALID WRITE-IN . . . . .	4	4.04
ALDERPERSON ST. ANN WARD 1		
(Vote for ) 1		
(WITH 3 OF 3 COUNTED)		
KATHI ASINGER CAMPBELL . . . . .	85	95.51
INVALID WRITE-IN . . . . .	4	4.49
ALDERPERSON ST. ANN WARD 2		
(Vote for ) 1		
(WITH 4 OF 4 COUNTED)		
WILLIAM (BILL) CRONEY . . . . .	108	52.17
DAN R. McCORD . . . . .	97	46.86
INVALID WRITE-IN . . . . .	2	.97
ALDERPERSON ST. ANN WARD 3		
(Vote for ) 1		
(WITH 4 OF 4 COUNTED)		
MATTHEW KYLE DIRCK . . . . .	178	97.27
INVALID WRITE-IN . . . . .	5	2.73
ALDERPERSON ST. ANN WARD 4		
(Vote for ) 1		
(WITH 3 OF 3 COUNTED)		
TIM HOOG . . . . .	56	18.48
IVEN L. SPARKS . . . . .	186	61.39
DAVID WILSON . . . . .	61	20.13
INVALID WRITE-IN . . . . .	0	
COUNCIL MEMBER ST. JOHN WARD 1		
(Vote for ) 1		
(WITH 3 OF 3 COUNTED)		
PAMELA J. HOLLENBERG . . . . .	135	77.59
DAVID M. WIEDA . . . . .	38	21.84
INVALID WRITE-IN . . . . .	1	.57
COUNCIL MEMBER ST. JOHN WARD 2		
(Vote for ) 1		
(WITH 2 OF 2 COUNTED)		
MARY E. HALASKA . . . . .	111	96.52
INVALID WRITE-IN . . . . .	4	3.48
ST. JOHN - PROPOSITION U		
** (LOCAL USE TAX) **		
(Vote for ) 1		
(WITH 5 OF 5 COUNTED)		
YES . . . . .	165	54.64
NO . . . . .	137	45.36
MAYOR SUNSET HILLS		
(Vote for ) 1		
(WITH 13 OF 13 COUNTED)		
PATRICIA FRIBIS . . . . .	879	96.91
INVALID WRITE-IN . . . . .	28	3.09
ALDERMAN SUNSET HILLS WARD 1		
(Vote for ) 1		
(WITH 3 OF 3 COUNTED)		
JOSEPH C. STEWART, III . . . . .	125	41.67
ANN McMUNN . . . . .	175	58.33
INVALID WRITE-IN . . . . .	0	
ALDERMAN SUNSET HILLS WARD 2		
(Vote for ) 1		
(WITH 3 OF 3 COUNTED)		
CASEY F. WONG . . . . .	158	98.14
INVALID WRITE-IN . . . . .	3	1.86
ALDERMAN SUNSET HILLS WARD 3		
(Vote for ) 1		
(WITH 4 OF 4 COUNTED)		



KURT KRUEGER . . . . .	161	95.27
INVALID WRITE-IN . . . . .	8	4.73
ALDERMAN SUNSET HILLS WARD 4		
(Vote for ) 1		
(WITH 3 OF 3 COUNTED)		
THOMPSON PRICE . . . . .	262	98.87
INVALID WRITE-IN . . . . .	3	1.13
ALDERMAN TOWN AND COUNTRY WARD 1		
(Vote for ) 1		
(WITH 5 OF 5 COUNTED)		
RICHARD (SKIP) MANGE . . . . .	193	91.90
INVALID WRITE-IN . . . . .	17	8.10
ALDERMAN TOWN AND COUNTRY WARD 2		
(Vote for ) 1		
(WITH 3 OF 3 COUNTED)		
LINDSEY BUTLER . . . . .	377	57.65
WILLIAM McKNIGHT . . . . .	276	42.20
INVALID WRITE-IN . . . . .	1	.15
ALDERMAN TOWN AND COUNTRY WARD 3		
(Vote for ) 1		
(WITH 3 OF 3 COUNTED)		
GUSSIE CRAWFORD . . . . .	208	36.68
MATT REUTER . . . . .	359	63.32
INVALID WRITE-IN . . . . .	0	
ALDERMAN TOWN AND COUNTRY WARD 4		
(Vote for ) 1		
(WITH 2 OF 2 COUNTED)		
SUE ALLEN . . . . .	189	94.97
INVALID WRITE-IN . . . . .	10	5.03
ALDERMEN-AT-LARGE TWIN OAKS		
(Vote for ) 2		
(WITH 1 OF 1 COUNTED)		
TIM C. STOECKL . . . . .	52	31.33
JEFFREY LYNN GRAVES . . . . .	31	18.67
FRANK VENTURELLA . . . . .	18	10.84
APRIL MILNE . . . . .	63	37.95
INVALID WRITE-IN . . . . .	2	1.20
MAYOR UNIVERSITY CITY		
(Vote for ) 1		
(WITH 19 OF 19 COUNTED)		
TERRY CROW . . . . .	2,649	93.31
INVALID WRITE-IN . . . . .	190	6.69
COUNCIL MEMBER UNIVERSITY CITY WARD 1		
(Vote for ) 1		
(WITH 7 OF 7 COUNTED)		
STEVE McMAHON . . . . .	964	94.79
INVALID WRITE-IN . . . . .	53	5.21
COUNCIL MEMBER UNIVERSITY CITY WARD 2		
(Vote for ) 1		
(WITH 6 OF 6 COUNTED)		
TIM CUSICK . . . . .	572	50.98
JERROLD TIERS . . . . .	547	48.75
INVALID WRITE-IN . . . . .	3	.27
COUNCIL MEMBER UNIVERSITY CITY WARD 3		
(Vote for ) 1		
(WITH 6 OF 6 COUNTED)		
STACY CLAY . . . . .	818	98.55
INVALID WRITE-IN . . . . .	12	1.45
TRUSTEE UPLANDS PARK		
(Vote for ) 3		
(WITH 1 OF 1 COUNTED)		
JOHNETTA WILLIAMS . . . . .	25	28.74
CHRISTINA MOORE . . . . .	35	40.23
BARNEY W. SHELTON . . . . .	25	28.74
INVALID WRITE-IN . . . . .	2	2.30
MAYOR VALLEY PARK		
(Vote for ) 1		
(WITH 12 OF 12 COUNTED)		
CHARLES (RICK) WILKEN . . . . .	474	45.66
CHANDRA WEBSTER . . . . .	562	54.14
INVALID WRITE-IN . . . . .	2	.19
MARSHAL VALLEY PARK		
(Vote for ) 1		
(WITH 12 OF 12 COUNTED)		
WM. SCOTT RUE . . . . .	610	65.66

RICHARD (DIXIE) NICOLAS . . . . .	312	33.58
INVALID WRITE-IN . . . . .	7	.75
ALDERPERSON VALLEY PARK WARD 1		
(Vote for ) 1		
(WITH 5 OF 5 COUNTED)		
DONALD CHADD . . . . .	97	51.32
LLOYD G. FORD . . . . .	90	47.62
INVALID WRITE-IN . . . . .	2	1.06
ALDERPERSON VALLEY PARK WARD 2		
(Vote for ) 1		
(WITH 2 OF 2 COUNTED)		
BETTY HALKER . . . . .	143	96.62
INVALID WRITE-IN . . . . .	5	3.38
ALDERPERSON VALLEY PARK WARD 3		
(Vote for ) 1		
(WITH 3 OF 3 COUNTED)		
MARGUERITE WILBURN . . . . .	104	31.80
JON YOUNG . . . . .	222	67.89
INVALID WRITE-IN . . . . .	1	.31
ALDERPERSON VALLEY PARK WARD 4		
(Vote for ) 1		
(WITH 2 OF 2 COUNTED)		
JON COCHRAN . . . . .	134	40.85
MIKE WHITE . . . . .	194	59.15
INVALID WRITE-IN . . . . .	0	
ALDERPERSON VELDA CITY WARD 1		
(Vote for ) 1		
(WITH 1 OF 1 COUNTED)		
WILLIE MAE WEAVER . . . . .	23	95.83
INVALID WRITE-IN . . . . .	1	4.17
ALDERPERSON VELDA CITY WARD 2		
(Vote for ) 1		
(WITH 1 OF 1 COUNTED)		
ALESHIA VAUGHN . . . . .	32	96.97
INVALID WRITE-IN . . . . .	1	3.03
ALDERMAN VELDA VILLAGE HILLS WARD 1		
(Vote for ) 1		
(WITH 1 OF 1 COUNTED)		
HENRY BROOKS . . . . .	32	100.00
INVALID WRITE-IN . . . . .	0	
ALDERMAN VELDA VILLAGE HILLS WARD 2		
(Vote for ) 1		
(WITH 1 OF 1 COUNTED)		
JIMMIE ROSS . . . . .	33	64.71
WILLIE FLOWERS . . . . .	18	35.29
INVALID WRITE-IN . . . . .	0	
VELDA VILLAGE HILLS - PROPOSITION U		
**(LOCAL USE TAX)**		
(Vote for ) 1		
(WITH 2 OF 2 COUNTED)		
YES . . . . .	38	46.34
NO . . . . .	44	53.66
MAYOR VINITA PARK		
(Vote for ) 1		
(WITH 8 OF 8 COUNTED)		
GERALD B. FRENCH, SR. . . . .	271	65.14
BRIAN JOSEPH GREMAUD . . . . .	145	34.86
INVALID WRITE-IN . . . . .	0	
COLLECTOR VINITA PARK		
(Vote for ) 1		
(WITH 8 OF 8 COUNTED)		
JEANETTE BLANKS CARRIDINE . . . . .	326	97.31
INVALID WRITE-IN . . . . .	9	2.69
ALDERPERSON VINITA PARK WARD 1		
(Vote for ) 1		
(WITH 1 OF 1 COUNTED)		
RICH REDEL . . . . .	114	97.44
INVALID WRITE-IN . . . . .	3	2.56
ALDERPERSON VINITA PARK WARD 2		
(Vote for ) 1		
(WITH 3 OF 3 COUNTED)		
ORA M. STOKES . . . . .	87	75.00
HARVEY LINDSEY . . . . .	29	25.00
INVALID WRITE-IN . . . . .	0	

ALDERPERSON VINITA PARK WARD 3  
 (Vote for ) 1  
 (WITH 3 OF 3 COUNTED)  
 CELESTE McGEE. . . . . 73 67.59  
 RODERICK HERRON, SR. . . . . 35 32.41  
 INVALID WRITE-IN . . . . . 0

ALDERPERSON VINITA PARK WARD 4  
 \*\* (FOUR YEAR MOST VOTES/THREE YEAR NEXT MOST VOTES) \*\*  
 (Vote for ) 2  
 (WITH 1 OF 1 COUNTED)  
 DIANNE BRYANT-MILLER. . . . . 27 29.35  
 JOHN R. PHILLIPS, II. . . . . 41 44.57  
 WILLARD D. MAYTUBBY . . . . . 23 25.00  
 INVALID WRITE-IN . . . . . 1 1.09

VINITA PARK - PROPOSITION U  
 \*\* (BUSINESS LICENSE TAX - UTILITIES) \*\*  
 (Vote for ) 1  
 (WITH 8 OF 8 COUNTED)  
 YES . . . . . 232 57.14  
 NO. . . . . 174 42.86

MAYOR WARSON WOODS  
 (Vote for ) 1  
 (WITH 4 OF 4 COUNTED)  
 LAURANCE M. HOWE . . . . . 161 70.61  
 INVALID WRITE-IN . . . . . 67 29.39

ALDERPERSON WARSON WOODS WARD 1  
 (Vote for ) 1  
 (WITH 1 OF 1 COUNTED)  
 DEBORAH PENTLAND. . . . . 55 94.83  
 INVALID WRITE-IN . . . . . 3 5.17

ALDERPERSON WARSON WOODS WARD 1  
 \*\* (UNEXPIRED TERM) \*\*  
 (Vote for ) 1  
 (WITH 1 OF 1 COUNTED)  
 DAWN BICKFORD . . . . . 49 89.09  
 INVALID WRITE-IN . . . . . 6 10.91

ALDERPERSON WARSON WOODS WARD 2  
 (Vote for ) 1  
 (WITH 1 OF 1 COUNTED)  
 MARK J. THOMPSON . . . . . 55 93.22  
 INVALID WRITE-IN . . . . . 4 6.78

ALDERPERSON WARSON WOODS WARD 3  
 (Vote for ) 1  
 (WITH 1 OF 1 COUNTED)  
 GEORGE R. BRUENNING . . . . . 34 97.14  
 INVALID WRITE-IN . . . . . 1 2.86

ALDERPERSON WARSON WOODS WARD 4  
 \*\* (FOUR YEAR MOST VOTES/THREE YEAR NEXT MOST VOTES) \*\*  
 (Vote for ) 1  
 (WITH 1 OF 1 COUNTED)  
 MICHAEL J. DELL'ORCO. . . . . 70 100.00  
 INVALID WRITE-IN . . . . . 0

MAYOR WEBSTER GROVES  
 (Vote for ) 1  
 (WITH 13 OF 13 COUNTED)  
 KEN BURNS . . . . . 1,907 40.64  
 GERRY WELCH . . . . . 2,767 58.97  
 INVALID WRITE-IN . . . . . 18 .38

COUNCIL MEMBER WEBSTER GROVES  
 (Vote for ) 3  
 (WITH 13 OF 13 COUNTED)  
 GREGORY HAUG . . . . . 1,631 12.73  
 LAURA ARNOLD . . . . . 3,591 28.02  
 PAMELA BLISS . . . . . 3,075 23.99  
 WESTON R. ACKERMANN . . . . . 694 5.41  
 DAVID FRANKLIN . . . . . 2,156 16.82  
 RON ZAGER . . . . . 1,613 12.58  
 INVALID WRITE-IN . . . . . 57 .44

MAYOR WELLSTON  
 (Vote for ) 1  
 (WITH 4 OF 4 COUNTED)  
 SHERRY McINTEE . . . . . 35 14.96  
 NATE GRIFFIN . . . . . 150 64.10  
 JANET DIXON . . . . . 47 20.09  
 INVALID WRITE-IN . . . . . 2 .85

COUNCIL MEMBER WELLSTON WARD 2

(Vote for ) 1			
(WITH 1 OF 1 COUNTED)			
NO CANDIDATE FILED . . . . .	0		
REID (23) REYNOLDS (22) OF . . . . .	50	100.00	
COUNCIL MEMBER WELLSTON WARD 4			
(Vote for ) 1			
(WITH 1 OF 1 COUNTED)			
SAMUEL SHANNON . . . . .	39	90.70	
INVALID WRITE-IN . . . . .	4	9.30	
COUNCIL MEMBER WELLSTON WARD 6			
(Vote for ) 1			
(WITH 1 OF 1 COUNTED)			
NO CANDIDATE FILED . . . . .	0		
GLORIA BROWN (7) OF . . . . .	11	100.00	
TRUSTEE WESTWOOD			
(Vote for ) 2			
(WITH 2 OF 2 COUNTED)			
FRED BERGER . . . . .	18	43.90	
REED SHAFER . . . . .	22	53.66	
INVALID WRITE-IN . . . . .	1	2.44	
TRUSTEE WILBUR PARK			
(Vote for ) 2			
(WITH 1 OF 1 COUNTED)			
JC WHEELER. . . . .	47	71.21	
NO CANDIDATE FILED . . . . .	0		
EDWARDS (6) COLVIN (4) BRADY (2) OF . . . . .	19	28.79	
COUNCIL MEMBER WILDWOOD WARD 1			
(Vote for ) 1			
(WITH 5 OF 5 COUNTED)			
GLEN DeHART . . . . .	271	45.70	
JOHN GRAGNANI. . . . .	320	53.96	
INVALID WRITE-IN . . . . .	2	.34	
COUNCIL MEMBER WILDWOOD WARD 2			
(Vote for ) 1			
(WITH 2 OF 2 COUNTED)			
RAY MANTON. . . . .	318	60.92	
TONY SALVATORE . . . . .	202	38.70	
INVALID WRITE-IN . . . . .	2	.38	
COUNCIL MEMBER WILDWOOD WARD 3			
(Vote for ) 1			
(WITH 4 OF 4 COUNTED)			
JIM BAUGUS. . . . .	205	43.07	
KEVIN J. DILLARD . . . . .	270	56.72	
INVALID WRITE-IN . . . . .	1	.21	
COUNCIL MEMBER WILDWOOD WARD 4			
(Vote for ) 1			
(WITH 4 OF 4 COUNTED)			
ANDREW BOLAZINA . . . . .	224	46.38	
STEVE TAYLOR . . . . .	258	53.42	
INVALID WRITE-IN . . . . .	1	.21	
COUNCIL MEMBER WILDWOOD WARD 5			
(Vote for ) 1			
(WITH 3 OF 3 COUNTED)			
DEBRA SMITH McCUTCHEN . . . . .	219	89.75	
INVALID WRITE-IN . . . . .	25	10.25	
COUNCIL MEMBER WILDWOOD WARD 6			
(Vote for ) 1			
(WITH 5 OF 5 COUNTED)			
CHERYL JORDAN. . . . .	452	74.83	
BRIAN RULL. . . . .	152	25.17	
INVALID WRITE-IN . . . . .	0		
COUNCIL MEMBER WILDWOOD WARD 7			
(Vote for ) 1			
(WITH 3 OF 3 COUNTED)			
TIM D. WOERTHER . . . . .	269	65.61	
JEFFREY LEVITT . . . . .	141	34.39	
INVALID WRITE-IN . . . . .	0		
COUNCIL MEMBER WILDWOOD WARD 8			
(Vote for ) 1			
(WITH 4 OF 4 COUNTED)			
ROB MEINERT . . . . .	283	48.54	
NILES STEPHENS . . . . .	299	51.29	
INVALID WRITE-IN . . . . .	1	.17	

WILDWOOD - CHARTER AMENDMENT 1  
 \*\* (TERM LIMIT - CITY COUNCIL) \*\*

(Vote for ) 1		
(WITH 30 OF 30 COUNTED)		
YES . . . . .	3,017	76.55
NO. . . . .	924	23.45
WILDWOOD - CHARTER AMENDMENT 2		
** (TERM LIMIT - MAYOR) **		
(Vote for ) 1		
(WITH 30 OF 30 COUNTED)		
YES . . . . .	3,067	77.72
NO. . . . .	879	22.28
WILDWOOD - CHARTER AMENDMENT 3		
** (PROCEDURES OF APPOINTMENTS) **		
(Vote for ) 1		
(WITH 30 OF 30 COUNTED)		
YES . . . . .	3,040	77.93
NO. . . . .	861	22.07
WILDWOOD - CHARTER AMENDMENT 4		
** (VOTER APPROVAL - CERTAIN CAPITAL IMPROVEMENTS) **		
(Vote for ) 1		
(WITH 30 OF 30 COUNTED)		
YES . . . . .	2,562	65.04
NO. . . . .	1,377	34.96
WILDWOOD - CHARTER AMENDMENT 5		
** (TERM LIMIT - BOARDS, COMMISSIONS, COMMITTEES) **		
(Vote for ) 1		
(WITH 30 OF 30 COUNTED)		
YES . . . . .	2,762	70.60
NO. . . . .	1,150	29.40
ALDERPERSON WINCHESTER WARD 1		
(Vote for ) 1		
(WITH 2 OF 2 COUNTED)		
CAROL J. KRAFT. . . . .	30	100.00
INVALID WRITE-IN . . . . .	0	
ALDERPERSON WINCHESTER WARD 2		
(Vote for ) 1		
(WITH 1 OF 1 COUNTED)		
MICHAEL SCHMIDT . . . . .	34	97.14
INVALID WRITE-IN . . . . .	1	2.86
WINCHESTER - PROPOSITION U		
** (LOCAL USE TAX) **		
(Vote for ) 1		
(WITH 3 OF 3 COUNTED)		
YES . . . . .	25	34.72
NO. . . . .	47	65.28
MAYOR WOODSON TERRACE		
(Vote for ) 1		
(WITH 7 OF 7 COUNTED)		
LAWRENCE (BUTCH) BESMER. . . . .	118	93.65
INVALID WRITE-IN . . . . .	8	6.35
ALDERPERSON WOODSON TERRACE WARD 1		
(Vote for ) 1		
(WITH 3 OF 3 COUNTED)		
CAROLINE MARTIN . . . . .	33	89.19
INVALID WRITE-IN . . . . .	4	10.81
ALDERPERSON WOODSON TERRACE WARD 2		
(Vote for ) 1		
(WITH 2 OF 2 COUNTED)		
ROBERT J. WELBY . . . . .	32	100.00
INVALID WRITE-IN . . . . .	0	
ALDERPERSON WOODSON TERRACE WARD 2		
** (UNEXPIRED TERM) **		
(Vote for ) 1		
(WITH 2 OF 2 COUNTED)		
NICHOLAS J. GOODALL . . . . .	26	100.00
INVALID WRITE-IN . . . . .	0	
ALDERPERSON WOODSON TERRACE WARD 3		
(Vote for ) 1		
(WITH 1 OF 1 COUNTED)		
JOAN WILLEY . . . . .	25	100.00
INVALID WRITE-IN . . . . .	0	
ALDERPERSON WOODSON TERRACE WARD 3		
** (UNEXPIRED TERM) **		
(Vote for ) 1		
(WITH 1 OF 1 COUNTED)		
GREGORY MILLS. . . . .	21	100.00

INVALID WRITE-IN . . . . .	0	
ALDERPERSON WOODSON TERRACE WARD 4		
(Vote for ) 1		
(WITH 1 OF 1 COUNTED)		
MARYANNE ZAIZ. . . . .	23	95.83
INVALID WRITE-IN . . . . .	1	4.17
WOODSON TERRACE - PROPOSITION A		
** (BUSINESS LICENSE FEE - MOTOR VEHICLE RENTAL) **		
(Vote for ) 1		
(WITH 7 OF 7 COUNTED)		
YES . . . . .	94	66.67
NO. . . . .	47	33.33
BAYLESS SCHOOL DIST - BOND ELECTION - PROPOSITION A		
** (BONDS - CAPITAL IMPROV (57.15% NEEDED) **		
(Vote for ) 1		
(WITH 8 OF 8 COUNTED)		
YES . . . . .	650	54.35
NO. . . . .	546	45.65
BAYLESS SCHOOL DIST - PROPOSITION S		
** (OPERATING TAX LEVY) **		
(Vote for ) 1		
(WITH 8 OF 8 COUNTED)		
YES . . . . .	649	54.04
NO. . . . .	552	45.96
DIRECTOR BRENTWOOD SCHOOL DISTRICT		
(Vote for ) 2		
(WITH 7 OF 7 COUNTED)		
JOE MISSEY . . . . .	174	7.28
LOIS TRUMAN. . . . .	545	22.79
CHRIS PULLIAM . . . . .	118	4.94
MARK WOMER . . . . .	741	30.99
JAMIE ALLEN. . . . .	674	28.19
JASON MAYER. . . . .	131	5.48
INVALID WRITE-IN . . . . .	8	.33
BRENTWOOD SCHOOL DISTRICT - BOND ELECTION - PROP B		
** (BONDS - CAPITAL IMPROV (57.15% NEEDED) **		
(Vote for ) 1		
(WITH 7 OF 7 COUNTED)		
YES . . . . .	1,231	89.14
NO. . . . .	150	10.86
DIRECTOR CLAYTON SCHOOL DISTRICT		
(Vote for ) 2		
(WITH 16 OF 16 COUNTED)		
JENARO CENTENO. . . . .	704	18.64
AMY RUBIN . . . . .	1,618	42.85
JASON WILSON . . . . .	1,433	37.95
INVALID WRITE-IN . . . . .	21	.56
DIRECTOR FERGUSON REORGANIZED R-2 SCHOOL DISTRICT		
(Vote for ) 2		
(WITH 55 OF 55 COUNTED)		
BRIAN SCOTT EBERT. . . . .	2,630	32.13
COURTNEY GRAVES . . . . .	3,213	39.25
MILDRED CLINES. . . . .	2,271	27.74
INVALID WRITE-IN . . . . .	72	.88
DIRECTOR HAZELWOOD SCHOOL DISTRICT		
(Vote for ) 2		
(WITH 73 OF 73 COUNTED)		
ELIZABETH (BETSY) A. RACHEL . . . . .	3,996	30.41
RICHARD A. (RICK) ROBERTS . . . . .	2,052	15.62
DIANE LIVINGSTON . . . . .	4,171	31.75
DESIREE D. WHITLOCK . . . . .	2,866	21.81
INVALID WRITE-IN . . . . .	54	.41
DIRECTOR SCHOOL DISTRICT OF JENNINGS		
(Vote for ) 2		
(WITH 15 OF 15 COUNTED)		
ROSE MARY JOHNSON. . . . .	488	39.61
YOLONDA (YONNEE) FORTSON . . . . .	281	22.81
REGINALD (REGGIE) HALL . . . . .	444	36.04
INVALID WRITE-IN . . . . .	19	1.54
DIRECTOR KIRKWOOD SCHOOL DISTRICT R-7		
(Vote for ) 2		
(WITH 28 OF 28 COUNTED)		
ANGIE BERNARDI. . . . .	4,110	33.52
JEAN MARIE ANDREWS . . . . .	3,335	27.20
MEREDITH BYERS. . . . .	2,899	23.64
GREG WILLIAMS . . . . .	1,879	15.33
INVALID WRITE-IN . . . . .	38	.31

DIRECTOR SCHOOL DISTRICT OF THE CITY OF LADUE

(Vote for ) 2  
 (WITH 29 OF 29 COUNTED)  
 NANCY LEVE GOLDSTEIN. . . . . 1,937 38.73  
 SHERI GLANTZ . . . . . 2,059 41.17  
 TOM O'BRIEN. . . . . 948 18.96  
 INVALID WRITE-IN . . . . . 57 1.14

DIRECTOR LINDBERGH SCHOOLS

(Vote for ) 2  
 (WITH 43 OF 43 COUNTED)  
 KAREN ROUSH SCHUSTER. . . . . 3,489 46.85  
 MIKE SHAMIA. . . . . 2,990 40.15  
 ERIC EDWARD THIAS. . . . . 923 12.39  
 INVALID WRITE-IN . . . . . 45 .60

DIRECTOR MAPLEWOOD RICHMOND HEIGHTS SCHOOL DISTRI

(Vote for ) 2  
 (WITH 13 OF 13 COUNTED)  
 WESLEY ROBB. . . . . 713 37.23  
 RALPH E. POSLEY . . . . . 595 31.07  
 KATHLEEN S. SELINGER. . . . . 587 30.65  
 INVALID WRITE-IN . . . . . 20 1.04

DIRECTOR MAPLEWOOD RICHMOND HEIGHTS SCHOOL DISTRI

\*\* (UNEXPIRED TERM) \*\*  
 (Vote for ) 1  
 (WITH 13 OF 13 COUNTED)  
 BRANDI R. HERNDON-MILLER . . . . . 708 61.73  
 LORI KRISTJANSSON. . . . . 429 37.40  
 INVALID WRITE-IN . . . . . 10 .87

DIRECTOR MEHLVILLE SCHOOL DISTRICT R-9

(Vote for ) 2  
 (WITH 43 OF 43 COUNTED)  
 LISA MESSMER . . . . . 3,167 38.65  
 VICTORIA (TORI) BEHLKE . . . . . 3,209 39.16  
 RONALD J. FEDORCHAK . . . . . 1,777 21.69  
 INVALID WRITE-IN . . . . . 41 .50

DIRECTOR PARKWAY SCHOOL DISTRICT

(Vote for ) 2  
 (WITH 119 OF 119 COUNTED)  
 JEANIE AMES. . . . . 4,441 12.21  
 KEVIN SELTZER . . . . . 9,879 27.17  
 JONATHAN TAYLOR . . . . . 4,406 12.12  
 MATTHEW SCHINDLER. . . . . 11,026 30.32  
 AMY BONNETT. . . . . 6,535 17.97  
 INVALID WRITE-IN . . . . . 73 .20

DIRECTOR PATTONVILLE R-3 SCHOOL DISTRICT

(Vote for ) 2  
 (WITH 41 OF 41 COUNTED)  
 JEANNE SCHOTTMUELLER. . . . . 2,693 42.87  
 TOBY MEYER . . . . . 1,238 19.71  
 AMANDA LIENAU PURNELL . . . . . 2,302 36.64  
 INVALID WRITE-IN . . . . . 49 .78

DIRECTOR RITENOUR SCHOOL DISTRICT

(Vote for ) 2  
 (WITH 45 OF 45 COUNTED)  
 ORLANDO LEWIS, JR. . . . . 849 30.77  
 LISA GLOVER-JONES. . . . . 1,193 43.24  
 DAWN EDDINS-FRAZIER . . . . . 692 25.08  
 INVALID WRITE-IN . . . . . 25 .91

RIVERVIEW GARDENS SCH DIST - BOND ELECTION - PROP R

\*\* (BONDS - CAPITAL IMPROV (57.15% NEEDED) \*\*  
 (Vote for ) 1  
 (WITH 32 OF 32 COUNTED)  
 YES . . . . . 1,444 79.87  
 NO. . . . . 364 20.13

DIRECTOR SCHOOL DISTRICT OF UNIVERSITY CITY

(Vote for ) 2  
 (WITH 24 OF 24 COUNTED)  
 JOANNE SOUDAH . . . . . 2,239 38.91  
 KRISTINE HENDRIX . . . . . 1,988 34.55  
 MATT BELLOWS . . . . . 355 6.17  
 ROMERO SUMPTER. . . . . 77 1.34  
 PATRICIA WASHINGTON . . . . . 1,077 18.72  
 INVALID WRITE-IN . . . . . 18 .31

DIRECTOR VALLEY PARK SCHOOL DISTRICT

(Vote for ) 2  
 (WITH 9 OF 9 COUNTED)  
 WILLIAM T. DAINS . . . . . 535 29.97

PETER TOBIN COATES . . . . .	609	34.12
FAYE PEATS . . . . .	630	35.29
INVALID WRITE-IN . . . . .	11	.62
TRUSTEE ST. LOUIS COMMUNITY COLLEGE #1		
(Vote for ) 1		
(WITH 381 OF 381 COUNTED)		
MARSHA J. BONDS . . . . .	6,504	23.71
THEO BROWN, SR. . . . .	4,511	16.45
DORIS A. GRAHAM . . . . .	8,929	32.55
JOY J. ELLIOTT. . . . .	4,532	16.52
LONETTA M. OLIVER. . . . .	2,649	9.66
INVALID WRITE-IN . . . . .	304	1.11
FENTON FIRE DISTRICT - BOND ELECTION - PROP F		
** (BONDS - CAPITAL IMPROV (57.15% NEEDED) **		
(Vote for ) 1		
(WITH 20 OF 20 COUNTED)		
YES . . . . .	1,620	50.17
NO. . . . .	1,609	49.83
DIRECTOR KINLOCH FIRE DISTRICT		
** (UNEXPIRED TERM) **		
(Vote for ) 1		
(WITH 1 OF 1 COUNTED)		
EDNA REESE . . . . .	7	100.00
INVALID WRITE-IN . . . . .	0	
DIRECTOR KINLOCH FIRE DISTRICT		
** (UNEXPIRED TERM) **		
(Vote for ) 1		
(WITH 1 OF 1 COUNTED)		
ROSETTA E. FALLS . . . . .	9	100.00
INVALID WRITE-IN . . . . .	0	
DIRECTOR KINLOCH FIRE DISTRICT		
** (UNEXPIRED TERM) **		
(Vote for ) 1		
(WITH 1 OF 1 COUNTED)		
DEIRDRE M. PICKENS . . . . .	8	100.00
INVALID WRITE-IN . . . . .	0	
DIRECTOR METRO-NORTH FIRE DISTRICT		
(Vote for ) 1		
(WITH 17 OF 17 COUNTED)		
LOUIS F. SCHNUR . . . . .	474	64.93
DARYL SMITH . . . . .	254	34.79
INVALID WRITE-IN . . . . .	2	.27
FERGUSON LIBRARY DISTRICT - PROPOSITION L		
** (OPERATING TAX LEVY) **		
(Vote for ) 1		
(WITH 17 OF 17 COUNTED)		
YES . . . . .	1,461	66.26
NO. . . . .	744	33.74

WE, THE BOARD OF ELECTION COMMISSIONERS OF ST. LOUIS COUNTY, MISSOURI, ACTING AS THE VERIFICATION BOARD PURSUANT TO SECTION 115.507, RSMo, HEREBY CERTIFY THE FOREGOING TO BE A TRUE AND CORRECT ABSTRACT OF VOTES CAST FOR THE CANDIDATES AND ISSUES AT THE MUNICIPAL GENERAL ELECTION HELD IN ST. LOUIS COUNTY, MISSOURI, ON APRIL 3, 2018. IN TESTIMONY WHEREOF, WE HAVE HEREUNTO SET OUR HAND AT OUR OFFICE IN ST. ANN, ST. LOUIS COUNTY, MISSOURI, ON APRIL 17, 2018.

  
 SHARON BUCHANAN-MCCLURE, CHAIR

  
 TRUDI MCCOLLUM FOUSHEE, SECRETARY

  
 MATTHEW W. POTTER, COMMISSIONER

  
 PEGGY BARNHART, COMMISSIONER





FENTON FIRE DISTRICT  
 RUN DATE:04/16/18 06:44 PM

GENERAL MUNICIPAL ELECTION  
 ST. LOUIS COUNTY, MISSOURI  
 TUESDAY, APRIL 3, 2018

OFFICIAL FINAL RESULTS

	TOTAL PERCENT			TOTAL PERCENT	
01 = REGISTERED VOTERS - TOTAL ST. LOUIS CO	19,026			03 = VOTER TURNOUT - TOTAL ST. LOUIS COUNTY	17.05
02 = BALLOTS CAST - TOTAL ST. LOUIS COUNTY	3,243				
	01	02	03		
0203 BON3	468	151	32.26		
0210 BON10,25	1834	259	14.12		
0215 BON15	1388	164	11.82		
0216 BON16,20,35	1011	249	24.63		
0221 BON21	938	324	34.54		
0228 BON28	127	37	29.13		
0230 BON30 MER43 QUE9	869	96	11.05		
0237 BON37	776	192	24.74		
0238 BON38	644	228	35.40		
0239 BON39	57	29	50.88		
0601 CON1 GRA31	1212	261	21.53		
0910 GRA10,12	107	23	21.50		
1523 MER23	1836	206	11.22		
1524 MER24,31	1899	287	15.11		
1525 MER25,26,32	1763	267	15.14		
1537 MER37,38	1803	235	13.03		
1542 MER42	1449	159	10.97		
1544 MER44	5	0	.00		
2306 QUE6	823	76	9.23		
2320 QUE20	17	0	.00		

	VOTES	PERCENT
FENTON FIRE DISTRICT - BOND ELECTION - PROP F		
** (BONDS - CAPITAL IMPROV (57.15% NEEDED)**		
(Vote for ) 1		
01 = YES	1,620	50.17
02 = NO	1,609	49.83

	01	02
0203 BON3	51	98
0210 BON10,25	139	120
0215 BON15	92	72
0216 BON16,20,35	143	103
0221 BON21	120	201
0228 BON28	17	20
0230 BON30 MER43 QUE9	51	45
0237 BON37	89	102
0238 BON38	120	107
0239 BON39	12	17
0601 CON1 GRA31	160	100
0910 GRA10,12	11	12
1523 MER23	91	114
1524 MER24,31	151	136
1525 MER25,26,32	137	128
1537 MER37,38	111	124
1542 MER42	88	71
1544 MER44	0	0
2306 QUE6	37	39
2320 QUE20	0	0

WE, THE BOARD OF ELECTION COMMISSIONERS OF ST. LOUIS COUNTY, MISSOURI, ACTING AS THE VERIFICATION BOARD PURSUANT TO SECTION 115.507, RSMo, HEREBY CERTIFY THE FOREGOING TO BE A TRUE AND CORRECT ABSTRACT OF VOTES CAST FOR THE CANDIDATES AND ISSUES AT THE MUNICIPAL GENERAL ELECTION HELD IN ST. LOUIS COUNTY, MISSOURI, ON APRIL 3, 2018. IN TESTIMONY WHEREOF, WE HAVE HEREUNTO SET OUR HAND AT OUR OFFICE IN ST. ANN, ST. LOUIS COUNTY, MISSOURI, ON APRIL 17, 2018.

*Sharon Buchanan-McClure*

SHARON BUCHANAN-MCCLURE, CHAIR

*Trudi McCollum Foushee*

TRUDI MCCOLLUM FOUSHEE, SECRETARY

*Matthew W. Potter*

MATTHEW W. POTTER, COMMISSIONER

*Peggy Barnhart*

PEGGY BARNHART, COMMISSIONER



KINLOCH FIRE DISTRICT  
 RUN DATE:04/16/18 06:45 PM

GENERAL MUNICIPAL ELECTION  
 ST. LOUIS COUNTY, MISSOURI  
 TUESDAY, APRIL 3, 2018

OFFICIAL FINAL RESULTS




01 = REGISTERED VOTERS - TOTAL ST. LOUIS CO	TOTAL	PERCENT	03 = VOTER TURNOUT - TOTAL ST. LOUIS COUNTY	TOTAL	PERCENT
02 = BALLOTS CAST - TOTAL ST. LOUIS COUNTY	163				6.13
	10				
	01	02	03		
2008 NRW8,15	163	10	6.13		

		VOTES	PERCENT
DIRECTOR KINLOCH FIRE DISTRICT			
** (UNEXPIRED TERM) **			
(Vote for ) 1			
01 = EDNA REESE		7	100.00
02 = INVALID WRITE-IN		0	
	01	02	
2008 NRW8,15	7	0	

		VOTES	PERCENT
DIRECTOR KINLOCH FIRE DISTRICT			
** (UNEXPIRED TERM) **			
(Vote for ) 1			
01 = ROSETTA E. FALLS		9	100.00
02 = INVALID WRITE-IN		0	
	01	02	
2008 NRW8,15	9	0	

		VOTES	PERCENT
DIRECTOR KINLOCH FIRE DISTRICT			
** (UNEXPIRED TERM) **			
(Vote for ) 1			
01 = DEIRDRE M. PICKENS		8	100.00
02 = INVALID WRITE-IN		0	
	01	02	
2008 NRW8,15	8	0	

WE, THE BOARD OF ELECTION COMMISSIONERS OF ST. LOUIS COUNTY, MISSOURI, ACTING AS THE VERIFICATION BOARD PURSUANT TO SECTION 115.507, RSMo, HEREBY CERTIFY THE FOREGOING TO BE A TRUE AND CORRECT ABSTRACT OF VOTES CAST FOR THE CANDIDATES AND ISSUES AT THE MUNICIPAL GENERAL ELECTION HELD IN ST. LOUIS COUNTY, MISSOURI, ON APRIL 3, 2018. IN TESTIMONY WHEREOF, WE HAVE HEREUNTO SET OUR HAND AT OUR OFFICE IN ST. ANN, ST. LOUIS COUNTY, MISSOURI, ON APRIL 17, 2018.

SHARON BUCHANAN-MCCLURE, CHAIR      TRUDI MCCOLLUM FOUSHEE, SECRETARY      MATTHEW W. POTTER, COMMISSIONER      PEGGY BARNHART, COMMISSIONER



	TOTAL PERCENT			03 = VOTER TURNOUT - TOTAL ST. LOUIS COUNTY		TOTAL PERCENT
01 = REGISTERED VOTERS - TOTAL ST. LOUIS CO	9,315					8.26
02 = BALLOTS CAST - TOTAL ST. LOUIS COUNTY	769					
	01	02	03			
0706 FER6	305	27	8.85			
0707 FER7	348	33	9.48			
0708 FER8	638	75	11.76			
0709 FER9	493	50	10.14			
0710 FER10,39	206	14	6.80			
0714 FER14,43	687	28	4.08			
0727 FER27,41 NRW39	1362	88	6.46			
0728 FER28,30	776	86	11.08			
2016 NRW16	0	0				
2022 NRW22	185	17	9.19			
2023 NRW23	340	23	6.76			
2043 NRW43	648	107	16.51			
2044 NRW44	328	42	12.80			
2048 NRW48	559	33	5.90			
2402 SF2,24	641	57	8.89			
2403 SF3,22	636	29	4.56			
2404 SF4	1163	60	5.16			

DIRECTOR METRO-NORTH FIRE DISTRICT		VOTES PERCENT		VOTES PERCENT	
(Vote for ) 1					
01 = LOUIS F. SCHNUR		474	64.93		
02 = DARYL SMITH		254	34.79	03 = INVALID WRITE-IN	2 .27
		01	02	03	
0706 FER6		19	6	0	
0707 FER7		19	9	0	
0708 FER8		48	22	0	
0709 FER9		39	9	0	
0710 FER10,39		8	5	0	
0714 FER14,43		24	3	0	
0727 FER27,41 NRW39		55	30	0	
0728 FER28,30		61	25	0	
2016 NRW16		0	0	0	
2022 NRW22		10	6	0	
2023 NRW23		9	12	1	
2043 NRW43		63	31	0	
2044 NRW44		26	16	0	
2048 NRW48		14	17	0	
2402 SF2,24		30	25	0	
2403 SF3,22		15	13	0	
2404 SF4		34	25	1	

WE, THE BOARD OF ELECTION COMMISSIONERS OF ST. LOUIS COUNTY, MISSOURI, ACTING AS THE VERIFICATION BOARD PURSUANT TO SECTION 115.507,RSMo, HEREBY CERTIFY THE FOREGOING TO BE A TRUE AND CORRECT ABSTRACT OF VOTES CAST FOR THE CANDIDATES AND ISSUES AT THE MUNICIPAL GENERAL ELECTION HELD IN ST. LOUIS COUNTY, MISSOURI, ON APRIL 3, 2018. IN TESTIMONY WHEREOF, WE HAVE HEREUNTO SET OUR HAND AT OUR OFFICE IN ST. ANN, ST. LOUIS COUNTY, MISSOURI, ON APRIL 17, 2018.

*Sharon Buchanan-McClure*  
 SHARON BUCHANAN-MCCLURE, CHAIR

*Trudi McCollum Foushee*  
 TRUDI MCCOLLUM FOUSHEE, SECRETARY

*Matthew W. Potter*  
 MATTHEW W. POTTER, COMMISSIONER

*Peggy Barnhart*  
 PEGGY BARNHART, COMMISSIONER



JUNIOR COLLEGE SUBDISTRICT 1  
 RUN DATE:04/16/18 06:46 PM

GENERAL MUNICIPAL ELECTION  
 ST. LOUIS COUNTY, MISSOURI  
 TUESDAY, APRIL 3, 2018

OFFICIAL FINAL RESULTS

		TOTAL	PERCENT			TOTAL	PERCENT
01 = REGISTERED VOTERS - TOTAL ST. LOUIS CO		260,082		03 = VOTER TURNOUT - TOTAL ST. LOUIS COUNTY		33,564	12.91
02 = BALLOTS CAST - TOTAL ST. LOUIS COUNTY		33,564					
		01	02	03			
0101	AP1	543	38	7.00			
0102	AP2	390	28	7.18			
0103	AP3	343	47	13.70			
0104	AP4,28 MID50	1279	214	16.73			
0105	AP5	556	26	4.68			
0106	AP6,9,13,37	1314	103	7.84			
0107	AP7,43	362	13	3.59			
0108	AP8,24	849	55	6.48			
0110	AP10	919	106	11.53			
0111	AP11,20	548	59	10.77			
0112	AP12	445	29	6.52			
0114	AP14 NOR27	416	30	7.21			
0115	AP15	283	21	7.42			
0116	AP16 NOR31	217	20	9.22			
0117	AP17,42	1705	201	11.79			
0118	AP18	228	17	7.46			
0119	AP19	938	129	13.75			
0121	AP21	51	1	1.96			
0122	AP22 MID7	419	21	5.01			
0123	AP23,26 NW14	123	8	6.50			
0125	AP25	4	2	50.00			
0127	AP27 NRW2,29	761	62	8.15			
0129	AP29,35	268	10	3.73			
0130	AP30	146	2	1.37			
0131	AP31	669	83	12.41			
0132	AP32	821	157	19.12			
0133	AP33	255	70	27.45			
0134	AP34 FER1,26	1237	121	9.78			
0136	AP36	56	1	1.79			
0138	AP38 NRW4	1220	218	17.87			
0139	AP39	393	31	7.89			
0140	AP40 MID56	849	77	9.07			
0141	AP41 MHT17	614	154	25.08			
0144	AP44	364	66	18.13			
0145	AP45	300	52	17.33			
0146	AP46	59	20	33.90			
0147	AP47	43	3	6.98			
0148	AP48	95	4	4.21			
0149	AP49	646	63	9.75			
0150	AP50 NOR56	441	181	41.04			
0151	AP51 NOR21,38	511	152	29.75			
0312	CC12,13,22,51 MID1,13,28+	1449	239	16.49			
0315	CC15 CLA16,26	1247	124	9.94			
0317	CC17	699	46	6.58			
0318	CC18 MHT18	2	0	.00			
0319	CC19,24	996	102	10.24			
0323	CC23	1251	275	21.98			
0327	CC27	999	226	22.62			
0330	CC30	95	1	1.05			
0331	CC31	862	82	9.51			
0333	CC33,48,58	850	119	14.00			
0334	CC34 CLA25,40	978	78	7.98			
0336	CC36,46	935	217	23.21			
0337	CC37	138	10	7.25			
0338	CC38,47	132	5	3.79			
0339	CC39	114	11	9.65			
0341	CC41	377	24	6.37			
0342	CC42,43,44	1955	143	7.31			
0352	CC52	155	28	18.06			
0353	CC53	1214	86	7.08			
0355	CC55	409	43	10.51			
0357	CC57 MID11,24,35,61	1539	90	5.85			
0501	CLA1	1098	180	16.39			
0502	CLA2	459	74	16.12			
0503	CLA3,11	1872	496	26.50			
0504	CLA4	465	119	25.59			
0505	CLA5,43 UNV32,41	1753	210	11.98			
0507	CLA7	428	47	10.98			
0508	CLA8,44	902	238	26.39			
0509	CLA9	435	59	13.56			
0512	CLA12	370	42	11.35			
0513	CLA13,14,47	1387	178	12.83			
0519	CLA19	213	23	10.80			
0520	CLA20	691	45	6.51			
0524	CLA24	419	50	11.93			
0528	CLA28	154	23	14.94			
0529	CLA29	62	15	24.19			
0534	CLA34	92	14	15.22			
0537	CLA37	913	92	10.08			
0552	CLA52	215	23	10.70			
0702	FER2	485	121	24.95			
0703	FER3	127	11	8.66			
0704	FER4	98	21	21.43			
0705	FER5	988	315	31.88			
0706	FER6	305	27	8.85			
0707	FER7	348	33	9.48			
0708	FER8	638	75	11.76			
0709	FER9	493	50	10.14			
0710	FER10,39	206	14	6.80			
0711	FER11	277	14	5.05			
0712	FER12,20	576	152	26.39			
0713	FER13	378	49	12.96			
0714	FER14,43	687	28	4.08			
0715	FER15	270	39	14.44			
0716	FER16	298	26	8.72			
0717	FER17	295	25	8.47			
0718	FER18	225	16	7.11			
0719	FER19,45	1162	89	7.66			
0721	FER21	205	23	11.22			
0722	FER22,46	1556	118	7.58			
0723	FER23	366	39	10.66			
0724	FER24	752	58	7.71			
0725	FER25	1	0	.00			

0727	FER27,41	NRW39	1362	.	88	6.46
0728	FER28,30		776	.	86	11.08
0729	FER29	FLO10 SPL12,20	951	.	152	15.98
0731	FER31	NRW25	624	.	93	14.90
0732	FER32		672	.	207	30.80
0733	FER33		733	.	236	32.20
0734	FER34,35		1530	.	265	17.32
0736	FER36		220	.	21	9.55
0737	FER37		1356	.	132	9.73
0738	FER38		577	.	175	30.33
0740	FER40		482	.	83	17.22
0742	FER42		945	.	61	6.46
0744	FER44		383	.	40	10.44
0801	FLO1	LC7,20	1158	.	106	9.15
0802	FLO2,5,32		1647	.	178	10.81
0803	FLO3		1437	.	150	10.44
0804	FLO4		1335	.	140	10.49
0806	FLO6,13		1218	.	90	7.39
0807	FLO7,29		869	.	77	8.86
0808	FLO8		1192	.	126	10.57
0809	FLO9		1266	.	89	7.03
0811	FLO11		504	.	65	12.90
0812	FLO12		361	.	61	16.90
0814	FLO14		1170	.	162	13.85
0815	FLO15	LC10,33	1347	.	117	8.69
0816	FLO16		1225	.	92	7.51
0817	FLO17	SPL18	1520	.	168	11.05
0818	FLO18		483	.	49	10.14
0819	FLO19,24		1557	.	162	10.40
0820	FLO20,31		1004	.	116	11.55
0821	FLO21,27	LC27	1134	.	125	11.02
0822	FLO22		494	.	38	7.69
0823	FLO23		914	.	68	7.44
0825	FLO25	LC18	107	.	19	17.76
0826	FLO26,28	LC16	858	.	127	14.80
0830	FLO30		655	.	44	6.72
1001	HAD1		1993	.	348	17.46
1004	HAD4		471	.	21	4.46
1005	HAD5		399	.	71	17.79
1008	HAD8		673	.	138	20.51
1009	HAD9,10,11		1767	.	283	16.02
1012	HAD12		1155	.	168	14.55
1013	HAD13		137	.	18	13.14
1014	HAD14		748	.	360	48.13
1015	HAD15		855	.	279	32.63
1016	HAD16,34,35	UNV20	1488	.	253	17.00
1017	HAD17		279	.	0	.00
1018	HAD18		45	.	0	.00
1020	HAD20		298	.	42	14.09
1301	LC1	NW6	439	.	49	11.16
1302	LC2		641	.	67	10.45
1303	LC3		666	.	143	21.47
1304	LC4		453	.	74	16.34
1305	LC5,19		1324	.	133	10.05
1306	LC6		350	.	35	10.00
1308	LC8,31		1181	.	104	8.81
1309	LC9		1195	.	115	9.62
1311	LC11,13,23		1492	.	277	18.57
1312	LC12,28,32		2130	.	279	13.10
1314	LC14		1158	.	84	7.25
1315	LC15		1150	.	242	21.04
1317	LC17,22		2194	.	210	9.57
1321	LC21		1720	.	129	7.50
1324	LC24		281	.	41	14.59
1325	LC25		313	.	49	15.65
1326	LC26	SPL6	1567	.	163	10.40
1329	LC29	NW7	1057	.	206	19.49
1330	LC30	SPL8	1816	.	161	8.87
1612	MHT12		35	.	3	8.57
1615	MHT15	NW38,53	1326	.	370	27.90
1622	MHT22		827	.	220	26.60
1702	MID2		1353	.	155	11.46
1703	MID3,12		1284	.	165	12.85
1704	MID4		790	.	56	7.09
1705	MID5		1015	.	65	6.40
1706	MID6		424	.	40	9.43
1708	MID8		399	.	31	7.77
1709	MID9		745	.	73	9.80
1710	MID10		126	.	55	43.65
1714	MID14	NOR23	1096	.	88	8.03
1715	MID15		434	.	17	3.92
1716	MID16,41,54		1468	.	206	14.03
1717	MID17,29,34,36,37,44,45+		2275	.	380	16.70
1718	MID18		299	.	131	43.81
1719	MID19		323	.	8	2.48
1720	MID20,60		24	.	8	33.33
1721	MID21	NOR53	424	.	13	3.07
1722	MID22		568	.	26	4.58
1723	MID23		477	.	32	6.71
1725	MID25		45	.	14	31.11
1726	MID26		85	.	1	1.18
1727	MID27		326	.	29	8.90
1730	MID30,32		286	.	84	29.37
1731	MID31		0	.	1	. . .
1733	MID33,59		567	.	25	4.41
1738	MID38		50	.	20	40.00
1742	MID42		470	.	35	7.45
1743	MID43		915	.	104	11.37
1746	MID46		238	.	9	3.78
1747	MID47		504	.	20	3.97
1752	MID52		282	.	21	7.45
1753	MID53		423	.	45	10.64
1755	MID55		213	.	47	22.07
1757	MID57,58		118	.	15	12.71
1831	MR31,51		918	.	199	21.68
1840	MR40		200	.	115	57.50
1842	MR42		191	.	49	25.65
1846	MR46		486	.	133	27.37
1856	MR56		46	.	3	6.52
1901	NOR1		406	.	54	13.30
1902	NOR2		495	.	66	13.33
1903	NOR3		395	.	75	18.99
1904	NOR4,10		713	.	83	11.64

1905	NOR5	507	. 50	9.86
1906	NOR6	759	. 69	9.09
1907	NOR7	600	. 117	19.50
1908	NOR8	11	. 0	.00
1909	NOR9	443	. 34	7.67
1911	NOR11	356	. 52	14.61
1912	NOR12	593	. 59	9.95
1913	NOR13	125	. 11	8.80
1914	NOR14	170	. 81	47.65
1915	NOR15	488	. 220	45.08
1916	NOR16	457	. 58	12.69
1917	NOR17	20	. 0	.00
1918	NOR18	431	. 21	4.87
1919	NOR19	263	. 19	7.22
1920	NOR20,24	715	. 16	2.24
1922	NOR22	184	. 13	7.07
1925	NOR25,43	415	. 65	15.66
1926	NOR26	1215	. 135	11.11
1928	NOR28,46,54	497	. 17	3.42
1929	NOR29	840	. 217	25.83
1930	NOR30	577	. 68	11.79
1932	NOR32	230	. 16	6.96
1933	NOR33	159	. 10	6.29
1934	NOR34	1	. 0	.00
1935	NOR35,49	66	. 1	1.52
1936	NOR36	304	. 25	8.22
1937	NOR37	367	. 25	6.81
1939	NOR39	309	. 66	21.36
1940	NOR40	97	. 17	17.53
1941	NOR41	265	. 39	14.72
1942	NOR42	341	. 46	13.49
1944	NOR44	536	. 28	5.22
1945	NOR45	909	. 59	6.49
1947	NOR47	5	. 1	20.00
1948	NOR48,51	530	. 22	4.15
1950	NOR50	412	. 18	4.37
1952	NOR52	115	. 4	3.48
1955	NOR55	568	. 277	48.77
2001	NRW1	90	. 10	11.11
2003	NRW3	299	. 65	21.74
2005	NRW5	886	. 113	12.75
2006	NRW6	139	. 22	15.83
2007	NRW7,17	1452	. 222	15.29
2008	NRW8,15	163	. 10	6.13
2009	NRW9	18	. 7	38.89
2010	NRW10,11	1002	. 194	19.36
2012	NRW12,20,24,38	326	. 30	9.20
2013	NRW13	470	. 82	17.45
2014	NRW14,34	90	. 9	10.00
2016	NRW16	0	. 0	. . .
2018	NRW18	518	. 46	8.88
2019	NRW19	1116	. 192	17.20
2021	NRW21	1169	. 106	9.07
2022	NRW22	185	. 17	9.19
2023	NRW23	340	. 23	6.76
2026	NRW26	285	. 64	22.46
2027	NRW27	34	. 1	2.94
2028	NRW28,32	587	. 32	5.45
2030	NRW30,36	794	. 62	7.81
2031	NRW31	11	. 4	36.36
2033	NRW33,37	572	. 53	9.27
2035	NRW35	157	. 5	3.18
2040	NRW40	154	. 9	5.84
2041	NRW41	229	. 13	5.68
2042	NRW42,52	1095	. 164	14.98
2043	NRW43	648	. 107	16.51
2044	NRW44	328	. 42	12.80
2045	NRW45	0	. 1	. . .
2046	NRW46	364	. 50	13.74
2047	NRW47,49	879	. 68	7.74
2048	NRW48	559	. 33	5.90
2050	NRW50,51	624	. 20	3.21
2101	NW1	1561	. 406	26.01
2102	NW2	1270	. 212	16.69
2103	NW3,17,28	714	. 71	9.94
2104	NW4	503	. 96	19.09
2105	NW5	3	. 0	.00
2108	NW8	712	. 97	13.62
2109	NW9,22,46	1384	. 295	21.32
2110	NW10	805	. 39	4.84
2111	NW11	556	. 76	13.67
2112	NW12,39	683	. 93	13.62
2113	NW13	906	. 268	29.58
2115	NW15	293	. 30	10.24
2116	NW16,27,31	474	. 60	12.66
2118	NW18,24,25,30	867	. 144	16.61
2119	NW19,33,35	1355	. 276	20.37
2120	NW20	540	. 151	27.96
2121	NW21	10	. 2	20.00
2123	NW23,34,45	1417	. 272	19.20
2126	NW26	83	. 13	15.66
2132	NW32,42,43	890	. 101	11.35
2136	NW36	4	. 0	.00
2137	NW37	477	. 71	14.88
2140	NW40	972	. 219	22.53
2141	NW41,48	1691	. 269	15.91
2144	NW44	21	. 0	.00
2147	NW47	416	. 122	29.33
2149	NW49,52	1157	. 311	26.88
2150	NW50	73	. 4	5.48
2151	NW51	686	. 84	12.24
2401	SF1	957	. 68	7.11
2402	SF2,24	641	. 57	8.89
2403	SF3,22	636	. 29	4.96
2404	SF4	1163	. 60	5.16
2405	SF5,8	75	. 10	13.33
2406	SF6,9	1344	. 51	3.79
2407	SF7,33	1265	. 70	5.53
2410	SF10	904	. 63	6.97
2411	SF11,17,21,27	902	. 42	4.66
2412	SF12,19	495	. 72	14.55
2413	SF13,14	1758	. 181	10.30
2415	SF15,16	1598	. 265	16.58

2418	SF18	1025	. 101	9.85
2420	SF20 SPL5	1532	. 79	5.16
2423	SF23,29	853	. 49	5.74
2425	SF25	932	. 130	13.95
2426	SF26,30	37	. . 4	10.81
2428	SF28	250	. 20	8.00
2431	SF31,32	1095	. 119	10.87
2434	SF34	27	. . 0	.00
2435	SF35	97	. 18	18.56
2501	SPL1	1481	. 111	7.49
2502	SPL2,25	1518	. 120	7.91
2503	SPL3	1437	. 63	4.38
2504	SPL4	938	. 70	7.46
2507	SPL7	1512	. 124	8.20
2509	SPL9	14	. . 0	.00
2510	SPL10,27	1148	. 132	11.50
2511	SPL11	1660	. 142	8.55
2513	SPL13	1229	. 149	12.12
2514	SPL14,24	1696	. 182	10.73
2515	SPL15	1147	. 222	19.35
2516	SPL16	708	. 79	11.16
2517	SPL17,19,23	1835	. 133	7.25
2521	SPL21	590	. 57	9.66
2522	SPL22	905	. 78	8.62
2526	SPL26	949	. 112	11.80
2528	SPL28	1005	. 120	11.94
2701	UNV1,10,17	1736	. 55	3.17
2702	UNV2	56	. . 1	1.79
2703	UNV3	193	. 61	31.61
2704	UNV4	957	. 87	9.09
2705	UNV5,6,8,12,13	481	. 88	18.30
2707	UNV7	298	. 76	25.50
2709	UNV9	229	. 54	23.58
2711	UNV11	136	. 18	13.24
2714	UNV14	1209	. 116	9.59
2715	UNV15,16	1293	. 139	10.75
2718	UNV18	11	. . 0	.00
2719	UNV19	1146	. 180	15.71
2721	UNV21	447	. 68	15.21
2722	UNV22,35,38,42	1590	. 151	9.50
2723	UNV23	1275	. 206	16.16
2724	UNV24,29	1807	. 322	17.82
2725	UNV25,26	1266	. 163	12.88
2727	UNV27	1368	. 152	11.11
2728	UNV28,43	1067	. 160	15.00
2730	UNV30	377	. 37	9.81
2731	UNV31	697	. 95	13.63
2733	UNV33,39,40,44	1408	. 221	15.70
2734	UNV34	71	. . 6	8.45
2736	UNV36	1217	. 119	9.78
2737	UNV37	718	. 67	9.33
2745	UNV45	360	. 52	14.44

		VOTES	PERCENT			VOTES	PERCENT
TRUSTEE ST. LOUIS COMMUNITY COLLEGE #1							
(Vote for ) 1							
01 =	MARSHA J. BONDS	6,504	23.71	04 =	JOY J. ELLIOTT	4,532	16.52
02 =	THEO BROWN, SR.	4,511	16.45	05 =	LONETTA M. OLIVER	2,649	9.66
03 =	DORIS A. GRAHAM	8,929	32.55	06 =	INVALID WRITE-IN	304	1.11
		01	02	03	04	05	06
0101	AP1	14	5	5	7	0	0
0102	AP2	9	3	5	4	2	1
0103	AP3	2	7	28	1	3	0
0104	AP4,28 MID50	36	21	40	56	18	0
0105	AP5	5	6	3	7	1	0
0106	AP6,9,13,37	17	19	21	13	10	1
0107	AP7,43	1	0	2	5	1	1
0108	AP8,24	10	8	9	16	7	0
0110	AP10	25	16	44	7	5	0
0111	AP11,20	7	10	12	15	10	0
0112	AP12	10	2	6	5	2	0
0114	AP14 NOR27	4	4	5	7	3	0
0115	AP15	2	2	8	8	0	0
0116	AP16 NOR31	5	4	3	4	4	0
0117	AP17,42	37	23	50	45	10	3
0118	AP18	6	1	4	2	2	0
0119	AP19	21	27	32	26	8	1
0121	AP21	0	0	0	0	0	0
0122	AP22 MID7	2	4	1	6	7	0
0123	AP23,26 NW14	2	1	0	1	0	0
0125	AP25	0	0	1	0	1	0
0127	AP27 NRW2,29	11	12	21	7	9	0
0129	AP29,35	2	1	1	2	3	0
0130	AP30	1	1	0	0	0	0
0131	AP31	21	7	16	19	3	0
0132	AP32	28	22	26	32	18	2
0133	AP33	14	5	18	11	6	0
0134	AP34 FER1,26	30	19	26	19	14	0
0136	AP36	0	0	1	0	0	0
0138	AP38 NRW4	39	34	98	12	14	0
0139	AP39	4	4	4	6	5	0
0140	AP40 MID56	18	15	13	21	4	0
0141	AP41 MHT17	39	18	28	20	8	0
0144	AP44	17	8	11	19	2	3
0145	AP45	16	8	15	3	2	0
0146	AP46	2	5	1	7	2	0
0147	AP47	0	2	0	0	0	0
0148	AP48	0	1	1	1	1	0
0149	AP49	13	11	15	9	6	1
0150	AP50 NOR56	24	32	68	20	7	6
0151	AP51 NOR21,38	20	28	62	11	6	1
0312	CC12,13,22,51 MID1,13,28+	48	8	35	39	21	1
0315	CC15 CLA16,26	16	7	23	16	16	1
0317	CC17	10	4	14	12	4	0
0318	CC18 MHT18	0	0	0	0	0	0
0319	CC19,24	18	19	23	19	6	0
0323	CC23	44	30	42	55	12	1
0327	CC27	35	26	35	31	12	2
0330	CC30	0	0	0	0	0	0

0331	CC31	18	15	16	14	10	1
0333	CC33,48,58	35	13	22	11	11	1
0334	CC34 CLA25,40	14	5	18	12	1	1
0336	CC36,46	29	26	33	35	17	5
0337	CC37	2	1	2	3	1	0
0338	CC38,47	0	1	2	1	1	0
0339	CC39	3	1	4	2	1	0
0341	CC41	4	7	7	5	0	0
0342	CC42,43,44	34	20	35	27	17	2
0352	CC52	5	2	6	3	3	0
0353	CC53	28	10	18	15	8	0
0355	CC55	8	1	10	3	4	0
0357	CC57 MID11,24,35,61	21	14	19	21	9	1
0501	CLA1	41	11	25	20	13	0
0502	CLA2	5	5	19	9	5	0
0503	CLA3,11	87	40	69	86	34	3
0504	CLA4	14	9	27	18	13	2
0505	CLA5,43 UNV32,41	56	27	41	21	20	1
0507	CLA7	13	4	9	7	4	0
0508	CLA8,44	25	15	39	33	16	6
0509	CLA9	6	2	10	14	7	1
0512	CLA12	5	1	7	9	9	0
0513	CLA13,14,47	25	14	25	30	17	2
0519	CLA19	4	2	4	3	4	0
0520	CLA20	5	4	9	12	6	0
0524	CLA24	4	8	6	6	11	2
0528	CLA28	1	1	4	4	3	1
0529	CLA29	2	1	3	2	1	0
0534	CLA34	4	3	3	1	0	0
0537	CLA37	14	15	19	13	7	1
0552	CLA52	1	3	6	2	2	0
0702	FER2	18	22	37	14	14	1
0703	FER3	3	0	4	1	2	0
0704	FER4	4	4	11	2	0	0
0705	FER5	52	40	135	32	14	1
0706	FER6	4	4	10	3	3	0
0707	FER7	8	2	12	0	3	0
0708	FER8	15	21	15	8	7	0
0709	FER9	7	12	19	4	1	0
0710	FER10,39	1	5	2	1	1	0
0711	FER11	5	1	1	4	2	0
0712	FER12,20	23	24	52	20	19	2
0713	FER13	7	4	14	6	4	0
0714	FER14,43	6	2	5	7	6	0
0715	FER15	11	1	15	6	1	2
0716	FER16	6	2	10	2	6	0
0717	FER17	6	7	6	1	3	1
0718	FER18	3	3	4	4	2	0
0719	FER19,45	17	18	31	5	11	0
0721	FER21	9	3	5	3	0	0
0722	FER22,46	22	21	47	13	10	0
0723	FER23	13	6	12	3	3	0
0724	FER24	13	12	13	9	6	1
0725	FER25	0	0	0	0	0	0
0727	FER27,41 NRW39	23	24	14	12	6	1
0728	FER28,30	18	17	34	9	4	1
0729	FER29 FLO10 SPL12,20	21	22	94	3	8	0
0731	FER31 NRW25	18	8	30	19	2	1
0732	FER32	33	16	63	23	10	2
0733	FER33	43	32	77	21	20	1
0734	FER34,35	63	41	66	28	17	5
0736	FER36	2	2	11	5	0	1
0737	FER37	20	30	49	10	18	0
0738	FER38	28	15	50	32	12	1
0740	FER40	16	17	38	5	6	0
0742	FER42	14	14	21	7	4	1
0744	FER44	8	6	16	5	2	0
0801	FLO1 LC7,20	20	16	34	24	7	1
0802	FLO2,5,32	36	19	59	26	17	0
0803	FLO3	8	24	89	14	7	0
0804	FLO4	34	13	59	8	12	0
0806	FLO6,13	16	4	42	8	9	1
0807	FLO7,29	21	12	21	8	7	1
0808	FLO8	24	9	46	24	9	0
0809	FLO9	17	8	33	16	4	0
0811	FLO11	15	4	17	8	1	2
0812	FLO12	17	3	10	7	5	0
0814	FLO14	33	17	52	15	16	2
0815	FLO15 LC10,33	24	15	27	22	14	2
0816	FLO16	31	9	26	10	7	0
0817	FLO17 SPL18	19	23	79	17	8	3
0818	FLO18	5	3	25	5	8	0
0819	FLO19,24	22	20	83	14	7	1
0820	FLO20,31	23	20	29	24	7	0
0821	FLO21,27 LC27	34	15	35	12	11	1
0822	FLO22	10	1	9	7	5	0
0823	FLO23	13	3	34	4	5	0
0825	FLO25 LC18	3	1	4	7	0	1
0826	FLO26,28 LC16	25	21	34	11	17	3
0830	FLO30	13	8	9	5	4	0
1001	HAD1	49	20	75	52	25	2
1004	HAD4	7	1	4	0	6	0
1005	HAD5	5	2	14	7	8	0
1008	HAD8	22	8	28	19	6	3
1009	HAD9,10,11	58	14	46	29	24	3
1012	HAD12	42	9	23	26	14	4
1013	HAD13	5	1	2	3	2	0
1014	HAD14	42	26	60	37	33	9
1015	HAD15	36	21	52	41	42	1
1016	HAD16,34,35 UNV20	55	23	49	44	19	1
1017	HAD17	0	0	0	0	0	0
1018	HAD18	0	0	0	0	0	0
1020	HAD20	8	6	6	8	4	0
1301	LC1 NW6	6	9	12	7	6	1
1302	LC2	13	6	20	14	2	3
1303	LC3	30	16	32	24	8	2
1304	LC4	14	7	17	17	3	0
1305	LC5,19	25	11	32	21	6	5
1306	LC6	11	3	9	4	4	1
1308	LC8,31	16	14	39	8	7	2
1309	LC9	17	13	26	25	13	2
1311	LC11,13,23	65	36	64	49	16	1
1312	LC12,28,32	55	25	95	44	21	2



1314	LC14	18	15	14	15	8	0
1315	LC15	50	32	55	40	13	1
1317	LC17,22	49	29	76	24	9	1
1321	LC21	26	15	42	13	16	0
1324	LC24	4	3	15	5	5	0
1325	LC25	9	2	11	8	5	1
1326	LC26 SPL6	31	27	53	14	21	0
1329	LC29 NW7	45	18	51	32	12	0
1330	LC30 SPL8	41	19	55	20	10	0
1612	MHT12	2	0	0	0	0	0
1615	MHT15 NW38,53	68	48	82	59	18	5
1622	MHT22	46	19	41	39	19	2
1702	MID2	40	23	21	38	13	0
1703	MID3,12	36	17	47	24	12	0
1704	MID4	13	7	11	14	8	0
1705	MID5	17	7	8	13	6	3
1706	MID6	7	3	15	7	3	0
1708	MID8	8	7	3	7	3	0
1709	MID9	12	10	16	20	4	0
1710	MID10	8	11	6	9	8	0
1714	MID14 NOR23	21	4	16	30	9	0
1715	MID15	0	1	5	8	0	1
1716	MID16,41,54	44	30	58	21	13	3
1717	MID17,29,34,36,37,44,45+	76	31	86	52	31	4
1718	MID18	33	25	22	12	7	1
1719	MID19	1	2	3	1	0	0
1720	MID20,60	2	1	1	0	3	0
1721	MID21 NOR53	1	0	2	3	6	0
1722	MID22	0	6	9	7	3	0
1723	MID23	4	3	7	10	4	0
1725	MID25	5	2	2	2	2	0
1726	MID26	1	0	0	0	0	0
1727	MID27	3	3	8	11	1	0
1730	MID30,32	24	16	10	12	5	0
1731	MID31	1	0	0	0	0	0
1733	MID33,59	6	2	10	4	3	0
1738	MID38	3	3	3	4	4	0
1742	MID42	8	8	7	4	4	2
1743	MID43	27	14	21	19	10	0
1746	MID46	2	0	3	2	0	0
1747	MID47	6	3	1	1	4	0
1752	MID52	5	2	5	5	0	0
1753	MID53	6	9	6	14	1	0
1755	MID55	10	10	7	5	5	0
1757	MID57,58	1	3	1	0	7	0
1831	MR31,51	28	29	26	27	4	6
1840	MR40	16	7	14	22	11	0
1842	MR42	6	2	10	9	6	0
1846	MR46	11	14	23	20	6	3
1856	MR56	0	0	1	1	0	0
1901	NOR1	8	6	15	8	3	1
1902	NOR2	14	13	13	6	4	1
1903	NOR3	12	18	18	8	4	2
1904	NOR4,10	13	5	54	2	4	0
1905	NOR5	12	9	16	2	7	1
1906	NOR6	14	13	25	1	5	0
1907	NOR7	32	16	43	7	9	2
1908	NOR8	0	0	0	0	0	0
1909	NOR9	9	5	16	2	2	0
1911	NOR11	3	8	20	9	5	2
1912	NOR12	9	13	29	4	2	0
1913	NOR13	3	2	4	2	0	0
1914	NOR14	14	5	27	9	4	2
1915	NOR15	39	21	78	22	19	3
1916	NOR16	8	8	26	7	7	0
1917	NOR17	0	0	0	0	0	0
1918	NOR18	5	2	10	3	0	1
1919	NOR19	5	2	7	2	3	0
1920	NOR20,24	4	3	4	3	1	0
1922	NOR22	2	3	6	1	1	0
1925	NOR25,43	8	8	9	16	7	2
1926	NOR26	20	20	25	23	15	2
1928	NOR28,46,54	5	3	5	2	0	2
1929	NOR29	54	42	72	20	15	1
1930	NOR30	13	7	39	5	3	1
1932	NOR32	6	2	2	3	1	0
1933	NOR33	1	1	6	0	0	0
1934	NOR34	0	0	0	0	0	0
1935	NOR35,49	0	0	1	0	0	0
1936	NOR36	7	5	6	5	0	1
1937	NOR37	4	9	6	3	0	1
1939	NOR39	7	9	25	12	4	0
1940	NOR40	4	1	5	5	1	0
1941	NOR41	5	7	12	2	7	0
1942	NOR42	5	8	21	3	5	0
1944	NOR44	6	7	5	6	3	0
1945	NOR45	15	18	13	1	4	4
1947	NOR47	0	0	0	0	1	0
1948	NOR48,51	5	4	7	2	3	0
1950	NOR50	0	4	8	1	0	1
1952	NOR52	1	1	1	0	10	0
1955	NOR55	54	32	80	30	12	0
2001	NRW1	1	2	3	1	2	0
2003	NRW3	7	6	34	4	5	0
2005	NRW5	25	9	58	5	8	0
2006	NRW6	3	4	4	4	2	0
2007	NRW7,17	32	36	79	16	21	4
2008	NRW8,15	2	1	2	1	1	0
2009	NRW9	1	1	2	1	0	0
2010	NRW10,11	38	51	67	14	9	3
2012	NRW12,20,24,38	4	11	10	1	3	0
2013	NRW13	11	18	28	11	2	1
2014	NRW14,34	2	4	2	0	0	1
2016	NRW16	0	0	0	0	0	0
2018	NRW18	12	16	12	4	0	0
2019	NRW19	31	20	54	25	25	0
2021	NRW21	17	18	45	7	7	2
2022	NRW22	2	3	10	1	1	0
2023	NRW23	9	1	9	1	1	2
2026	NRW26	12	24	18	4	2	0
2027	NRW27	0	1	0	0	0	0
2028	NRW28,32	11	4	4	3	2	3
2030	NRW30,36	14	19	16	6	3	0

2031	NRW31	0	0	1	2	0	0
2033	NRW33,37	12	17	9	6	1	1
2035	NRW35	0	2	1	0	2	0
2040	NRW40	3	2	3	0	1	0
2041	NRW41	5	4	4	0	0	0
2042	NRW42,52	52	42	34	7	15	0
2043	NRW43	21	24	19	7	10	1
2044	NRW44	8	7	16	0	3	0
2045	NRW45	0	0	0	1	0	0
2046	NRW46	7	13	20	2	5	0
2047	NRW47,49	12	19	14	9	9	0
2048	NRW48	6	4	14	2	4	0
2050	NRW50,51	4	6	8	0	2	0
2101	NW1	88	42	82	68	39	0
2102	NW2	49	21	46	38	16	2
2103	NW3,17,28	9	7	24	14	4	0
2104	NW4	17	12	22	20	4	2
2105	NW5	0	0	0	0	0	0
2108	NW8	27	9	30	16	4	1
2109	NW9,22,46	69	29	69	42	22	1
2110	NW10	6	9	10	6	2	0
2111	NW11	10	7	24	14	4	0
2112	NW12,39	18	16	16	24	4	0
2113	NW13	58	35	46	40	20	0
2115	NW15	8	7	8	1	3	0
2116	NW16,27,31	8	10	14	18	3	1
2118	NW18,24,25,30	35	23	33	15	12	0
2119	NW19,33,35	76	32	49	46	16	1
2120	NW20	41	21	30	18	8	1
2121	NW21	0	1	0	1	0	0
2123	NW23,34,45	53	19	76	45	25	2
2126	NW26	2	1	2	3	0	0
2132	NW32,42,43	20	10	29	12	8	1
2136	NW36	0	0	0	0	0	0
2137	NW37	11	7	15	13	4	1
2140	NW40	36	24	59	37	11	1
2141	NW41,48	64	33	66	42	15	3
2144	NW44	0	0	0	0	0	0
2147	NW47	30	19	21	13	10	0
2149	NW49,52	62	38	57	50	22	4
2150	NW50	2	2	0	0	0	0
2151	NW51	21	8	23	8	7	0
2401	SF1	13	15	28	7	3	0
2402	SF2,24	11	18	18	2	5	0
2403	SF3,22	8	6	8	3	1	0
2404	SF4	13	13	12	11	5	3
2405	SF5,8	4	1	2	0	2	1
2406	SF6,9	7	11	15	7	7	1
2407	SF7,33	17	16	13	11	10	1
2410	SF10	11	10	17	9	11	0
2411	SF11,17,21,27	18	5	11	1	4	1
2412	SF12,19	15	15	14	14	2	2
2413	SF13,14	46	51	35	16	19	2
2415	SF15,16	44	65	67	28	20	6
2418	SF18	26	20	22	12	9	0
2420	SF20 SPL5	19	10	32	6	6	1
2423	SF23,29	11	7	16	8	3	1
2425	SF25	28	34	31	13	12	1
2426	SF26,30	0	1	3	0	0	0
2428	SF28	2	4	8	1	2	0
2431	SF31,32	28	20	22	18	5	2
2434	SF34	0	0	0	0	0	0
2435	SF35	6	2	4	1	1	1
2501	SPL1	22	21	44	9	12	0
2502	SPL2,25	22	22	46	13	7	0
2503	SPL3	10	14	20	5	10	1
2504	SPL4	13	15	24	6	10	0
2507	SPL7	17	33	49	11	9	2
2509	SPL9	0	0	0	0	0	0
2510	SPL10,27	35	8	52	8	8	2
2511	SPL11	20	25	63	14	16	1
2513	SPL13	33	23	52	15	11	0
2514	SPL14,24	39	21	63	21	24	2
2515	SPL15	48	44	71	16	22	0
2516	SPL16	24	16	21	8	3	0
2517	SPL17,19,23	20	35	44	13	11	0
2521	SPL21	13	7	17	8	4	1
2522	SPL22	14	16	28	4	6	0
2526	SPL26	18	12	51	12	9	0
2528	SPL28	18	22	35	17	7	2
2701	UNV1,10,17	16	11	18	6	3	0
2702	UNV2	0	0	0	1	0	0
2703	UNV3	11	10	9	15	5	0
2704	UNV4	20	11	21	12	12	2
2705	UNV5,6,8,12,13	17	17	24	8	5	4
2707	UNV7	9	18	15	5	1	3
2709	UNV9	13	16	11	3	0	0
2711	UNV11	3	7	1	2	0	1
2714	UNV14	22	27	28	12	10	0
2715	UNV15,16	24	28	42	15	19	1
2718	UNV18	0	0	0	0	0	0
2719	UNV19	39	21	57	19	14	3
2721	UNV21	18	6	13	12	7	0
2722	UNV22,35,38,42	24	38	42	18	13	0
2723	UNV23	47	14	38	18	15	3
2724	UNV24,29	45	33	64	52	34	6
2725	UNV25,26	30	20	33	25	23	2
2727	UNV27	31	21	47	19	16	1
2728	UNV28,43	31	19	53	10	17	2
2730	UNV30	7	4	16	4	2	0
2731	UNV31	22	2	23	10	3	0
2733	UNV33,39,40,44	44	21	61	23	7	0
2734	UNV34	1	0	2	2	1	0
2736	UNV36	25	15	24	20	17	2
2737	UNV37	10	3	39	5	1	1
2745	UNV45	9	10	14	5	3	0

CERTIFY THE FOREGOING TO BE A TRUE AND CORRECT ABSTRACT OF VOTES CAST FOR THE CANDIDATES AND ISSUES AT THE MUNICIPAL GENERAL ELECTION HELD IN ST. LOUIS COUNTY, MISSOURI, ON APRIL 3, 2018. IN TESTIMONY WHEREOF, WE HAVE HEREUNTO SET OUR HAND AT OUR OFFICE IN ST. ANN, ST. LOUIS COUNTY, MISSOURI, ON APRIL 17, 2018.




SHARON BUCHANAN-MCCLURE, CHAIR



TRUDI MCCOLLUM FOUSHEE, SECRETARY



MATTHEW W. POTTER, COMMISSIONER



PEGGY BARNHART, COMMISSIONER



	01	02	03	TOTAL	PERCENT	03 = VOTER TURNOUT - TOTAL ST. LOUIS COUNTY	TOTAL	PERCENT
01 = REGISTERED VOTERS - TOTAL ST. LOUIS CO				11,141				
02 = BALLOTS CAST - TOTAL ST. LOUIS COUNTY				2,221				19.94
	01	02	03					
0702 FER2	485	121	24.95					
0705 FER5	988	315	31.88					
0712 FER12,20	576	152	26.39					
0721 FER21	205	23	11.22					
0731 FER31 NRW25	624	93	14.90					
0732 FER32	672	207	30.80					
0733 FER33	733	236	32.20					
0734 FER34,35	1530	265	17.32					
0738 FER38	577	175	30.33					
2001 NRW1	90	10	11.11					
2007 NRW7,17	1452	222	15.29					
2009 NRW9	18	7	38.89					
2019 NRW19	1116	192	17.20					
2021 NRW21	1169	106	9.07					
2026 NRW26	285	64	22.46					
2027 NRW27	34	1	2.94					
2028 NRW28,32	587	32	5.45					

FERGUSON LIBRARY DISTRICT - PROPOSITION L  
 \*\* (OPERATING TAX LEVY) \*\*  
 (Vote for ) 1

	01	02	VOTES	PERCENT
01 = YES			1,461	66.26
02 = NO			744	33.74
	01	02		
0702 FER2	66	55		
0705 FER5	220	93		
0712 FER12,20	99	52		
0721 FER21	14	9		
0731 FER31 NRW25	66	25		
0732 FER32	157	48		
0733 FER33	160	76		
0734 FER34,35	162	101		
0738 FER38	120	55		
2001 NRW1	3	6		
2007 NRW7,17	152	67		
2009 NRW9	2	5		
2019 NRW19	120	71		
2021 NRW21	60	44		
2026 NRW26	38	26		
2027 NRW27	1	0		
2028 NRW28,32	21	11		

WE, THE BOARD OF ELECTION COMMISSIONERS OF ST. LOUIS COUNTY, MISSOURI, ACTING AS THE VERIFICATION BOARD PURSUANT TO SECTION 115.507, RSMo, HEREBY CERTIFY THE FOREGOING TO BE A TRUE AND CORRECT ABSTRACT OF VOTES CAST FOR THE CANDIDATES AND ISSUES AT THE MUNICIPAL GENERAL ELECTION HELD IN ST. LOUIS COUNTY, MISSOURI, ON APRIL 3, 2018. IN TESTIMONY WHEREOF, WE HAVE HEREUNTO SET OUR HAND AT OUR OFFICE IN ST. ANN, ST. LOUIS COUNTY, MISSOURI, ON APRIL 17, 2018.

*Sharon Buchanan-McClure*  
 SHARON BUCHANAN-MCCLURE, CHAIR

*Trudi McCollum Foushee*  
 TRUDI MCCOLLUM FOUSHEE, SECRETARY

*Matthew W. Potter*  
 MATTHEW W. POTTER, COMMISSIONER

*Peggy Barnhart*  
 PEGGY BARNHART, COMMISSIONER



	TOTAL	PERCENT		TOTAL	PERCENT
01 = REGISTERED VOTERS - TOTAL ST. LOUIS CO	21,334		03 = VOTER TURNOUT - TOTAL ST. LOUIS COUNTY	2,164	10.14
02 = BALLOTS CAST - TOTAL ST. LOUIS COUNTY	2,164				
	01	02	03		
1204 LAF4	1213	283	23.33		
1205 LAF5,21	1349	238	17.64		
1207 LAF7,34,36	449	94	20.94		
1209 LAF9	1379	47	3.41		
1210 LAF10,27,39	1583	108	6.82		
1213 LAF13	238	9	3.78		
1216 LAF16	538	87	16.17		
1217 LAF17	392	70	17.86		
1218 LAF18	1043	252	24.16		
1219 LAF19	820	39	4.76		
1223 LAF23	407	32	7.86		
1224 LAF24	459	16	3.49		
1225 LAF25	1302	321	24.65		
1235 LAF35	223	28	12.56		
1238 LAF38	953	62	6.51		
1240 LAF40	31	1	3.23		
1243 LAF43	213	10	4.69		
1512 MER12,33	1220	42	3.44		
1527 MER27	430	11	2.56		
1534 MER34 WH45	1636	86	5.26		
1536 MER36	740	16	2.16		
2806 WH6	377	9	2.39		
2815 WH15	554	93	16.79		
2824 WH24	510	75	14.71		
2829 WH29	242	7	2.89		
2832 WH32,38,46	588	27	4.59		
2833 WH33	313	44	14.06		
2834 WH34	1626	35	2.15		
2843 WH43	447	22	4.92		
2844 WH44	59	0	.00		

	VOTES	PERCENT
ALDERPERSON BALLWIN WARD 1 (Vote for ) 1		
01 = MICHAEL FINLEY	387	96.03
02 = INVALID WRITE-IN	16	3.97
	01	02
1209 LAF9	45	2
1213 LAF13	8	1
1218 LAF18	201	8
1219 LAF19	35	2
2815 WH15	73	2
2832 WH32,38,46	25	1

	VOTES	PERCENT	VOTES	PERCENT
ALDERPERSON BALLWIN WARD 2 (Vote for ) 1				
01 = KEVIN M. ROACH	209	65.72		
02 = KATIE M. ZAITZ-FINK	106	33.33	03 = INVALID WRITE-IN	3 .94
	01	02	03	
1210 LAF10,27,39	72	34	1	
1223 LAF23	26	6	0	
1238 LAF38	40	21	1	
1243 LAF43	6	4	0	
1534 MER34 WH45	56	29	1	
2843 WH43	9	12	0	
2844 WH44	0	0	0	

	VOTES	PERCENT
ALDERPERSON BALLWIN WARD 3 (Vote for ) 1		
01 = FRANK FLEMING	882	96.39
02 = INVALID WRITE-IN	33	3.61
	01	02
1204 LAF4	238	6
1205 LAF5,21	181	7
1207 LAF7,34,36	74	2
1216 LAF16	56	6
1217 LAF17	59	0
1224 LAF24	13	2
1225 LAF25	237	10
1235 LAF35	23	0
1240 LAF40	1	0

	VOTES	PERCENT
ALDERPERSON BALLWIN WARD 4 (Vote for ) 1		
01 = RAYMOND L. KERLAGON	207	92.83
02 = INVALID WRITE-IN	16	7.17
	01	02
1512 MER12,33	37	5
1527 MER27	10	1
1536 MER36	16	0
2806 WH6	9	0
2824 WH24	60	3
2829 WH29	7	0
2833 WH33	38	2

WE, THE BOARD OF ELECTION COMMISSIONERS OF ST. LOUIS COUNTY, MISSOURI, ACTING AS THE VERIFICATION BOARD PURSUANT TO SECTION 115.507, RSMo, HEREBY CERTIFY THE FOREGOING TO BE A TRUE AND CORRECT ABSTRACT OF VOTES CAST FOR THE CANDIDATES AND ISSUES AT THE MUNICIPAL GENERAL ELECTION HELD IN ST. LOUIS COUNTY, MISSOURI, ON APRIL 3, 2018. IN TESTIMONY WHEREOF, WE HAVE HEREUNTO SET OUR HAND AT OUR OFFICE IN ST. ANN, ST. LOUIS COUNTY, MISSOURI, ON APRIL 17, 2018.




SHARON BUCHANAN-MCCLURE, CHAIR



TRUDI MCCOLLUM FOUSHEE, SECRETARY



MATTHEW W. POTTER, COMMISSIONER



PEGGY BARNHART, COMMISSIONER



CITY OF BEL-NOR  
 RUN DATE:04/16/18 06:47 PM

GENERAL MUNICIPAL ELECTION  
 ST. LOUIS COUNTY, MISSOURI  
 TUESDAY, APRIL 3, 2018

OFFICIAL FINAL RESULTS

	TOTAL	PERCENT		TOTAL	PERCENT
01 = REGISTERED VOTERS - TOTAL ST. LOUIS CO	1,056		03 = VOTER TURNOUT - TOTAL ST. LOUIS COUNTY		47.06
02 = BALLOTS CAST - TOTAL ST. LOUIS COUNTY	497				
	01	02	03		
1915 NOR15	488	220	45.08		
1955 NOR55	568	277	48.77		

	VOTES	PERCENT		VOTES	PERCENT
MAYOR BEL-NOR					
(Vote for ) 1					
01 = RITA HEARD DAYS	239	48.19	03 = INVALID WRITE-IN	0	
02 = WILLIAM D. HOOK	257	51.81			
	01	02	03		
1915 NOR15	111	108	0		
1955 NOR55	128	149	0		


	VOTES	PERCENT		VOTES	PERCENT
ALDERMEN BEL NOR WARD 1					
(Vote for ) 1					
01 = JOSEPH M. RIEBOLD	99	54.40	03 = INVALID WRITE-IN	5	2.75
02 = GREG LANDRUM	78	42.86			
	01	02	03		
1915 NOR15	99	78	5		

	VOTES	PERCENT		VOTES	PERCENT
ALDERMEN BEL NOR WARD 2					
(Vote for ) 1					
01 = DOUGLAS ANDERS	202	98.06			
02 = INVALID WRITE-IN	4	1.94			
	01	02			
1955 NOR55	202	4			

WE, THE BOARD OF ELECTION COMMISSIONERS OF ST. LOUIS COUNTY, MISSOURI, ACTING AS THE VERIFICATION BOARD PURSUANT TO SECTION 115.507, RSMo, HEREBY CERTIFY THE FOREGOING TO BE A TRUE AND CORRECT ABSTRACT OF VOTES CAST FOR THE CANDIDATES AND ISSUES AT THE MUNICIPAL GENERAL ELECTION HELD IN ST. LOUIS COUNTY, MISSOURI, ON APRIL 3, 2018. IN TESTIMONY WHEREOF, WE HAVE HEREUNTO SET OUR HAND AT OUR OFFICE IN ST. ANN, ST. LOUIS COUNTY, MISSOURI, ON APRIL 17, 2018.

  
 SHARON BUCHANAN-MCCLURE, CHAIR

  
 TRUDI MCCOLLUM FOUSHEE, SECRETARY

  
 MATTHEW W. POTTER, COMMISSIONER

  
 PEGGY BARNHART, COMMISSIONER



	TOTAL	PERCENT		TOTAL	PERCENT
01 = REGISTERED VOTERS - TOTAL ST. LOUIS CO	1,252		03 = VOTER TURNOUT - TOTAL ST. LOUIS COUNTY	385	30.75
02 = BALLOTS CAST - TOTAL ST. LOUIS COUNTY	385				
	01	02	03		
0145 AP45	300	52	17.33		
0150 AP50 NOR56	441	181	41.04		
0151 AP51 NOR21,38	511	152	29.75		

	VOTES	PERCENT		VOTES	PERCENT
MAYOR BEL-RIDGE (Vote for ) 1					
01 = WILLIE FAIR	215	56.14	03 = INVALID WRITE-IN	1	.26
02 = RACHEL WHITE	167	43.60			
	01	02	03		
0145 AP45	27	25	0		
0150 AP50 NOR56	102	77	0		
0151 AP51 NOR21,38	86	65	1		

	VOTES	PERCENT		VOTES	PERCENT
ALDERMEN BEL-RIDGE WARD 1 (Vote for ) 1					
01 = MIKE RUFF	36	92.31			
02 = INVALID WRITE-IN	3	7.69			
	01	02	03		
0145 AP45	36	3			

	VOTES	PERCENT		VOTES	PERCENT
ALDERMEN BEL-RIDGE WARD 2 (Vote for ) 1					
01 = MARY MANS	72	40.91	03 = INVALID WRITE-IN	0	
02 = GLENN TOPE	104	59.09			
	01	02	03		
0150 AP50 NOR56	72	104	0		

	VOTES	PERCENT		VOTES	PERCENT
ALDERMEN BEL-RIDGE WARD 3 (Vote for ) 1					
01 = WILMA ABERNATHY	85	56.67	03 = INVALID WRITE-IN	0	
02 = TAMMY LOVE	65	43.33			
	01	02	03		
0151 AP51 NOR21,38	85	65	0		

	VOTES	PERCENT		VOTES	PERCENT
BEL-RIDGE - PROPOSITION 1 ** (ORDINANCE - TERM CHANGE) ** (Vote for ) 1					
01 = YES	142	37.77			
02 = NO	234	62.23			
	01	02			
0145 AP45	20	30			
0150 AP50 NOR56	67	110			
0151 AP51 NOR21,38	55	94			

WE, THE BOARD OF ELECTION COMMISSIONERS OF ST. LOUIS COUNTY, MISSOURI, ACTING AS THE VERIFICATION BOARD PURSUANT TO SECTION 115.507, RSMo, HEREBY CERTIFY THE FOREGOING TO BE A TRUE AND CORRECT ABSTRACT OF VOTES CAST FOR THE CANDIDATES AND ISSUES AT THE MUNICIPAL GENERAL ELECTION HELD IN ST. LOUIS COUNTY, MISSOURI, ON APRIL 3, 2018. IN TESTIMONY WHEREOF, WE HAVE HEREUNTO SET OUR HAND AT OUR OFFICE IN ST. ANN, ST. LOUIS COUNTY, MISSOURI, ON APRIL 17, 2018.

*Sharon Buchanan-McClure*  
 SHARON BUCHANAN-MCCLURE, CHAIR

*Trudi McCollum Foushee*  
 TRUDI MCCOLLUM FOUSHEE, SECRETARY

*Matthew W. Potter*  
 MATTHEW W. POTTER, COMMISSIONER

*Peggy Barnhart*  
 PEGGY BARNHART, COMMISSIONER





01 = REGISTERED VOTERS - TOTAL ST. LOUIS CO	TOTAL	PERCENT	03 = VOTER TURNOUT - TOTAL ST. LOUIS COUNTY	TOTAL	PERCENT
02 = BALLOTS CAST - TOTAL ST. LOUIS COUNTY	244				19.67
	48				
	01	02	03		
1427 LEM27	122	24	19.67		
1428 LEM28	122	24	19.67		

ALDERPERSON BELLA VILLA WARD 2 (Vote for ) 1	VOTES	PERCENT
01 = NO CANDIDATE FILED	0	
02 = GREY (1) YATES (1) OF	2	100.00
	01	02
1427 LEM27	0	2

ALDERPERSON BELLA VILLA WARD 3 (Vote for ) 1	VOTES	PERCENT
01 = JEFFREY S. ROBINSON	21	95.45
02 = INVALID WRITE-IN	1	4.55
	01	02
1428 LEM28	21	1

WE, THE BOARD OF ELECTION COMMISSIONERS OF ST. LOUIS COUNTY, MISSOURI, ACTING AS THE VERIFICATION BOARD PURSUANT TO SECTION 115.507, RSMo, HEREBY CERTIFY THE FOREGOING TO BE A TRUE AND CORRECT ABSTRACT OF VOTES CAST FOR THE CANDIDATES AND ISSUES AT THE MUNICIPAL GENERAL ELECTION HELD IN ST. LOUIS COUNTY, MISSOURI, ON APRIL 3, 2018. IN TESTIMONY WHEREOF, WE HAVE HEREUNTO SET OUR HAND AT OUR OFFICE IN ST. ANN, ST. LOUIS COUNTY, MISSOURI, ON APRIL 17, 2018.

  
 SHARON BUCHANAN-MCCLURE, CHAIR

  
 TRUDI MCCOLLUM FOUSHEE, SECRETARY

  
 MATTHEW W. POTTER, COMMISSIONER

  
 PEGGY BARNHART, COMMISSIONER



01 = REGISTERED VOTERS - TOTAL ST. LOUIS CO	TOTAL	PERCENT	03 = VOTER TURNOUT - TOTAL ST. LOUIS COUNTY	TOTAL	PERCENT
02 = BALLOTS CAST - TOTAL ST. LOUIS COUNTY	6,267			12.78	
	801				
	01	02	03		
2405 SF5,8	75	10	13.33		
2412 SF12,19	495	72	14.55		
2413 SF13,14	1758	181	10.30		
2415 SF15,16	1598	265	16.58		
2418 SF18	1025	101	9.85		
2425 SF25	932	130	13.95		
2426 SF26,30	37	4	10.81		
2428 SF28	250	20	8.00		
2435 SF35	97	18	18.56		

ALDERPERSON BELLEFONTAINE NEIGHBORS WARD 1			VOTES	PERCENT	VOTES		PERCENT
(Vote for ) 1							
01 = BARBARA WEST			143	52.57			
02 = SHIRLEY D. PARO			128	47.06	03 = INVALID WRITE-IN	1	.37
	01	02	03				
2405 SF5,8	6	4	0				
2415 SF15,16	137	124	1				

ALDERPERSON BELLEFONTAINE NEIGHBORS WARD 2			VOTES	PERCENT	VOTES		PERCENT
(Vote for ) 1							
01 = SCOTT A. SCHULTZ			99	45.21			
02 = THERESA REED			117	53.42	03 = INVALID WRITE-IN	3	1.37
	01	02	03				
2412 SF12,19	29	41	1				
2425 SF25	60	69	1				
2435 SF35	10	7	1				

ALDERPERSON BELLEFONTAINE NEIGHBORS WARD 3			VOTES	PERCENT			
(Vote for ) 1							
01 = JAMES (JIM) CHRISTIAN			110	96.49			
02 = INVALID WRITE-IN			4	3.51			
	01	02					
2418 SF18	89	3					
2426 SF26,30	4	0					
2428 SF28	17	1					

ALDERPERSON BELLEFONTAINE NEIGHBORS WARD 4			VOTES	PERCENT			
(Vote for ) 1							
01 = MIRANDA AVANT-ELLIOTT			167	97.09			
02 = INVALID WRITE-IN			5	2.91			
	01	02					
2413 SF13,14	167	5					

WE, THE BOARD OF ELECTION COMMISSIONERS OF ST. LOUIS COUNTY, MISSOURI, ACTING AS THE VERIFICATION BOARD PURSUANT TO SECTION 115.507, RSMo, HEREBY CERTIFY THE FOREGOING TO BE A TRUE AND CORRECT ABSTRACT OF VOTES CAST FOR THE CANDIDATES AND ISSUES AT THE MUNICIPAL GENERAL ELECTION HELD IN ST. LOUIS COUNTY, MISSOURI, ON APRIL 3, 2018. IN TESTIMONY WHEREOF, WE HAVE HEREUNTO SET OUR HAND AT OUR OFFICE IN ST. ANN, ST. LOUIS COUNTY, MISSOURI, ON APRIL 17, 2018.

*Sharon Buchanan-McClure*  
 SHARON BUCHANAN-MCCLURE, CHAIR

*Trudi McCollum Foushee*  
 TRUDI MCCOLLUM FOUSHEE, SECRETARY

*Matthew W. Potter*  
 MATTHEW W. POTTER, COMMISSIONER

*Peggy Barnhart*  
 PEGGY BARNHART, COMMISSIONER



CITY OF BELLERIVE ACRES  
 RUN DATE:04/16/18 06:49 PM

GENERAL MUNICIPAL ELECTION  
 ST. LOUIS COUNTY, MISSOURI  
 TUESDAY, APRIL 3, 2018




OFFICIAL FINAL RESULTS

01 = REGISTERED VOTERS - TOTAL ST. LOUIS CO	TOTAL	PERCENT	03 = VOTER TURNOUT - TOTAL ST. LOUIS COUNTY	TOTAL	PERCENT
02 = BALLOTS CAST - TOTAL ST. LOUIS COUNTY	170				47.65
	81				
	-----				
	01	02	03		
	-----	-----	-----		
1914 NOR14	170	81	47.65		

	VOTES		PERCENT
MAYOR BELLERIVE ACRES			
(Vote for ) 1			
01 = ANN KNAPP	36		45.57
02 = CLAYTON KLEIN (40) OF	43		54.43
	-----	-----	
	01	02	
	-----	-----	
1914 NOR14	36	43	

	VOTES		PERCENT		VOTES		PERCENT
ALDERMEN BELLERIVE ACRES							
(Vote for ) 2							
01 = WILLIAM (BILL) McCRARY, JR.	55		37.93	03 = KATRINA THOMPSON MOORE	56		38.62
02 = THOMAS KIELY	33		22.76	04 = INVALID WRITE-IN	1		.69
	-----	-----			-----	-----	
	01	02	03	04			
	-----	-----	-----	-----			
1914 NOR14	55	33	56	1			

WE, THE BOARD OF ELECTION COMMISSIONERS OF ST. LOUIS COUNTY, MISSOURI, ACTING AS THE VERIFICATION BOARD PURSUANT TO SECTION 115.507, RSMo, HEREBY CERTIFY THE FOREGOING TO BE A TRUE AND CORRECT ABSTRACT OF VOTES CAST FOR THE CANDIDATES AND ISSUES AT THE MUNICIPAL GENERAL ELECTION HELD IN ST. LOUIS COUNTY, MISSOURI, ON APRIL 3, 2018. IN TESTIMONY WHEREOF, WE HAVE HEREUNTO SET OUR HAND AT OUR OFFICE IN ST. ANN, ST. LOUIS COUNTY, MISSOURI, ON APRIL 17, 2018.

			
SHARON BUCHANAN-MCCLURE, CHAIR	TRUDI MCCOLLUM FOUSHEE, SECRETARY	MATTHEW W. POTTER, COMMISSIONER	PEGGY BARNHART, COMMISSIONER



	TOTAL	PERCENT		TOTAL	PERCENT
01 = REGISTERED VOTERS - TOTAL ST. LOUIS CO	4,623		03 = VOTER TURNOUT - TOTAL ST. LOUIS COUNTY	634	13.71
02 = BALLOTS CAST - TOTAL ST. LOUIS COUNTY	634				
	01	02	03		
0103 AP3	343	47	13.70		
0110 AP10	919	106	11.53		
0127 AP27 NRW2,29	761	62	8.15		
0136 AP36	56	1	1.79		
0138 AP38 NRW4	1220	218	17.87		
2003 NRW3	299	65	21.74		
2005 NRW5	886	113	12.75		
2006 NRW6	139	22	15.83		

COUNCIL MEMBER-AT-LARGE BERKELEY			VOTES	PERCENT		VOTES	PERCENT
(Vote for ) 1							
01 = BABATUNDE DEINBO			303	48.56			
02 = MARGARET (MARGO) GREENE			319	51.12	03 = INVALID WRITE-IN	2	.32
	01	02	03				
0103 AP3	11	33	1				
0110 AP10	71	33	0				
0127 AP27 NRW2,29	33	29	0				
0136 AP36	0	0	1				
0138 AP38 NRW4	106	107	0				
2003 NRW3	18	46	0				
2005 NRW5	54	59	0				
2006 NRW6	10	12	0				

COUNCIL MEMBER BERKELEY WARD 1			VOTES	PERCENT		VOTES	PERCENT
(Vote for ) 1							
01 = BARBARA JEAN HOLMES			99	46.48			
02 = EMMALENE MITCHELL			114	53.52	03 = INVALID WRITE-IN	0	
	01	02	03				
0138 AP38 NRW4	99	114	0				

COUNCIL MEMBER BERKELEY WARD 3			VOTES	PERCENT		VOTES	PERCENT
(Vote for ) 1							
01 = LEE ETTA HOSKINS			87	68.50			
02 = WILLIE MAE (WOODY) HARRIS			39	30.71	03 = INVALID WRITE-IN	1	.79
	01	02	03				
0103 AP3	29	15	1				
2003 NRW3	43	18	0				
2006 NRW6	15	6	0				

COUNCIL MEMBER BERKELEY WARD 5			VOTES	PERCENT		VOTES	PERCENT
(Vote for ) 1							
01 = WANDA BROWN			35	34.31	03 = TRACY M. SMITH	8	7.84
02 = ELIAS HINDELEH			59	57.84	04 = INVALID WRITE-IN	0	
	01	02	03	04			
0110 AP10	35	59	8	0			

WE, THE BOARD OF ELECTION COMMISSIONERS OF ST. LOUIS COUNTY, MISSOURI, ACTING AS THE VERIFICATION BOARD PURSUANT TO SECTION 115.507, RSMo, HEREBY CERTIFY THE FOREGOING TO BE A TRUE AND CORRECT ABSTRACT OF VOTES CAST FOR THE CANDIDATES AND ISSUES AT THE MUNICIPAL GENERAL ELECTION HELD IN ST. LOUIS COUNTY, MISSOURI, ON APRIL 3, 2018. IN TESTIMONY WHEREOF, WE HAVE HEREUNTO SET OUR HAND AT OUR OFFICE IN ST. ANN, ST. LOUIS COUNTY, MISSOURI, ON APRIL 17, 2018.

 SHARON BUCHANAN-MCCLURE, CHAIR  
 TRUDI MCCOLLUM FOUSHEE, SECRETARY  
 MATTHEW W. POTTER, COMMISSIONER  
 PEGGY BARNHART, COMMISSIONER



CITY OF BEVERLY HILLS  
 RUN DATE:04/16/18 06:50 PM

GENERAL MUNICIPAL ELECTION  
 ST. LOUIS COUNTY, MISSOURI  
 TUESDAY, APRIL 3, 2018

OFFICIAL FINAL RESULTS

01 = REGISTERED VOTERS - TOTAL ST. LOUIS CO	TOTAL	PERCENT	03 = VOTER TURNOUT - TOTAL ST. LOUIS COUNTY	TOTAL	PERCENT
02 = BALLOTS CAST - TOTAL ST. LOUIS COUNTY	343				6.71
	23				
	01	02	03		
1922 NOR22	184	13	7.07		
1933 NOR33	159	10	6.29		

ALDERPERSON BEVERLY HILLS WARD 1 (Vote for ) 1	VOTES	PERCENT
01 = RITA FORD	9	100.00
02 = INVALID WRITE-IN	0	
	01	02
1933 NOR33	9	0

ALDERPERSON BEVERLY HILLS WARD 2 (Vote for ) 1	VOTES	PERCENT
01 = NO CANDIDATE FILED	0	
02 = LEACH (1) FORD (1) OF	2	100.00
	01	02
1922 NOR22	0	2

WE, THE BOARD OF ELECTION COMMISSIONERS OF ST. LOUIS COUNTY, MISSOURI, ACTING AS THE VERIFICATION BOARD PURSUANT TO SECTION 115.507, RSMo, HEREBY CERTIFY THE FOREGOING TO BE A TRUE AND CORRECT ABSTRACT OF VOTES CAST FOR THE CANDIDATES AND ISSUES AT THE MUNICIPAL GENERAL ELECTION HELD IN ST. LOUIS COUNTY, MISSOURI, ON APRIL 3, 2018. IN TESTIMONY WHEREOF, WE HAVE HEREUNTO SET OUR HAND AT OUR OFFICE IN ST. ANN, ST. LOUIS COUNTY, MISSOURI, ON APRIL 17, 2018.

*Sharon Buchanan-McClure*  
 SHARON BUCHANAN-MCCLURE, CHAIR

*Trudi McCollum Foushee*  
 TRUDI MCCOLLUM FOUSHEE, SECRETARY

*Matthew W. Potter*  
 MATTHEW W. POTTER, COMMISSIONER

*Peggy Barnhart*  
 PEGGY BARNHART, COMMISSIONER



01 = REGISTERED VOTERS - TOTAL ST. LOUIS CO	TOTAL	PERCENT	03 = VOTER TURNOUT - TOTAL ST. LOUIS COUNTY	TOTAL	PERCENT
02 = BALLOTS CAST - TOTAL ST. LOUIS COUNTY	4,324				11.26
	487				
	01	02	03		
0717 FER17	295	25	8.47		
0718 FER18	225	16	7.11		
0719 FER19,45	1162	89	7.66		
2515 SPL15	1147	222	19.35		
2521 SPL21	590	57	9.66		
2522 SPL22	905	78	8.62		

COUNCIL MEMBER BLACK JACK WARD 1 (Vote for ) 1	VOTES	PERCENT	
01 = DONALD (DON) KRANK	79	98.75	
02 = INVALID WRITE-IN	1	1.25	
	01	02	
0719 FER19,45	79	1	

COUNCIL MEMBER BLACK JACK WARD 2 (Vote for ) 1	VOTES	PERCENT	
01 = SANDRA (SANDY) K. MULLER	74	94.87	
02 = INVALID WRITE-IN	4	5.13	
	01	02	
0717 FER17	25	0	
2521 SPL21	49	4	

COUNCIL MEMBER BLACK JACK WARD 3 (Vote for ) 1	VOTES	PERCENT		VOTES	PERCENT
01 = ARNOLD HINKLE	152	68.78	03 = KENNETH W. McCLENDON	57	25.79
02 = LEO SIMMONS	12	5.43	04 = INVALID WRITE-IN	0	
	01	02	03	04	
2515 SPL15	152	12	57	0	

COUNCIL MEMBER BLACK JACK WARD 4 (Vote for ) 1	VOTES	PERCENT	
01 = BENJAMIN T. (BEN) ALLEN, SR.	87	98.86	
02 = INVALID WRITE-IN	1	1.14	
	01	02	
0718 FER18	16	0	
2522 SPL22	71	1	

WE, THE BOARD OF ELECTION COMMISSIONERS OF ST. LOUIS COUNTY, MISSOURI, ACTING AS THE VERIFICATION BOARD PURSUANT TO SECTION 115.507, RSMo, HEREBY CERTIFY THE FOREGOING TO BE A TRUE AND CORRECT ABSTRACT OF VOTES CAST FOR THE CANDIDATES AND ISSUES AT THE MUNICIPAL GENERAL ELECTION HELD IN ST. LOUIS COUNTY, MISSOURI, ON APRIL 3, 2018. IN TESTIMONY WHEREOF, WE HAVE HEREUNTO SET OUR HAND AT OUR OFFICE IN ST. ANN, ST. LOUIS COUNTY, MISSOURI, ON APRIL 17, 2018.

*Sharon Buchanan-McClure*  
 SHARON BUCHANAN-MCCLURE, CHAIR

*Trudi McCollum Foushee*  
 TRUDI MCCOLLUM FOUSHEE, SECRETARY

*Matthew W. Potter*  
 MATTHEW W. POTTER, COMMISSIONER

*Peggy Barnhart*  
 PEGGY BARNHART, COMMISSIONER



01 = REGISTERED VOTERS - TOTAL ST. LOUIS CO	TOTAL	PERCENT	03 = VOTER TURNOUT - TOTAL ST. LOUIS COUNTY	TOTAL	PERCENT
02 = BALLOTS CAST - TOTAL ST. LOUIS COUNTY	1,915				4.18
	80				
	01	02	03		
0122 AP22 MID7	419	21	5.01		
1721 MID21 NOR53	424	13	3.07		
1722 MID22	568	26	4.58		
1747 MID47	504	20	3.97		

COUNCIL MEMBER BRECKENRIDGE HILLS WARD 1	VOTES	PERCENT
(Vote for ) 1		
01 = RACHEL PFEIFFER	11	100.00
02 = INVALID WRITE-IN	0	
	01	02
1721 MID21 NOR53	11	0

COUNCIL MEMBER BRECKENRIDGE HILLS WARD 2	VOTES	PERCENT
(Vote for ) 1		
01 = ROSE M. CASON	20	100.00
02 = INVALID WRITE-IN	0	
	01	02
1747 MID47	20	0

COUNCIL MEMBER BRECKENRIDGE HILLS WARD 3	VOTES	PERCENT
(Vote for ) 1		
01 = DENNIS BEEMAN	23	95.83
02 = INVALID WRITE-IN	1	4.17
	01	02
1722 MID22	23	1

COUNCIL MEMBER BRECKENRIDGE HILLS WARD 4	VOTES	PERCENT
(Vote for ) 1		
01 = KEN BLANKENSHIP	18	94.74
02 = INVALID WRITE-IN	1	5.26
	01	02
0122 AP22 MID7	18	1

WE, THE BOARD OF ELECTION COMMISSIONERS OF ST. LOUIS COUNTY, MISSOURI, ACTING AS THE VERIFICATION BOARD PURSUANT TO SECTION 115.507, RSMo, HEREBY CERTIFY THE FOREGOING TO BE A TRUE AND CORRECT ABSTRACT OF VOTES CAST FOR THE CANDIDATES AND ISSUES AT THE MUNICIPAL GENERAL ELECTION HELD IN ST. LOUIS COUNTY, MISSOURI, ON APRIL 3, 2018. IN TESTIMONY WHEREOF, WE HAVE HEREUNTO SET OUR HAND AT OUR OFFICE IN ST. ANN, ST. LOUIS COUNTY, MISSOURI, ON APRIL 17, 2018.

  
 SHARON BUCHANAN-MCCLURE, CHAIR

  
 TRUDI MCCOLLUM FOUSHEE, SECRETARY

  
 MATTHEW W. POTTER, COMMISSIONER

  
 PEGGY BARNHART, COMMISSIONER



01 = REGISTERED VOTERS - TOTAL ST. LOUIS CO	TOTAL	PERCENT	03 = VOTER TURNOUT - TOTAL ST. LOUIS COUNTY	TOTAL	PERCENT
02 = BALLOTS CAST - TOTAL ST. LOUIS COUNTY	5,201				26.19
	1,362				
	01	02	03		
0510 CLA10	59	18	30.51		
0530 CLA30,31	1113	152	13.66		
0532 CLA32	512	136	26.56		
0535 CLA35	1045	350	33.49		
0538 CLA38,39,41	1233	356	28.87		
0546 CLA46,48	1239	350	28.25		

ALDERPERSON BRENTWOOD WARD 1  
 (Vote for ) 1

01 = DAVID A. DIMMITT	411	97.62
02 = INVALID WRITE-IN	10	2.38
	01	02
0532 CLA32	116	4
0535 CLA35	295	6

ALDERPERSON BRENTWOOD WARD 2  
 (Vote for ) 1

01 = SUNNY SIMS	269	97.11
02 = INVALID WRITE-IN	8	2.89
	01	02
0538 CLA38,39,41	269	8

ALDERPERSON BRENTWOOD WARD 3  
 (Vote for ) 1

01 = ANDREW G. LEAHY	296	93.08
02 = INVALID WRITE-IN	22	6.92
	01	02
0510 CLA10	12	0
0546 CLA46,48	284	22

ALDERPERSON BRENTWOOD WARD 4  
 (Vote for ) 1

01 = KATHY ONEILL	138	100.00
02 = INVALID WRITE-IN	0	
	01	02
0530 CLA30,31	138	0

WE, THE BOARD OF ELECTION COMMISSIONERS OF ST. LOUIS COUNTY, MISSOURI, ACTING AS THE VERIFICATION BOARD PURSUANT TO SECTION 115.507, RSMo, HEREBY CERTIFY THE FOREGOING TO BE A TRUE AND CORRECT ABSTRACT OF VOTES CAST FOR THE CANDIDATES AND ISSUES AT THE MUNICIPAL GENERAL ELECTION HELD IN ST. LOUIS COUNTY, MISSOURI, ON APRIL 3, 2018. IN TESTIMONY WHEREOF, WE HAVE HEREUNTO SET OUR HAND AT OUR OFFICE IN ST. ANN, ST. LOUIS COUNTY, MISSOURI, ON APRIL 17, 2018.

*Sharon Buchanan-McClure*  
 SHARON BUCHANAN-MCCLURE, CHAIR

*Trudi McCollum Foushee*  
 TRUDI MCCOLLUM FOUSHEE, SECRETARY

*Matthew W. Potter*  
 MATTHEW W. POTTER, COMMISSIONER

*Peggy Barnhart*  
 PEGGY BARNHART, COMMISSIONER





	TOTAL	PERCENT		TOTAL	PERCENT
01 = REGISTERED VOTERS - TOTAL ST. LOUIS CO	7,241		03 = VOTER TURNOUT - TOTAL ST. LOUIS COUNTY		11.38
02 = BALLOTS CAST - TOTAL ST. LOUIS COUNTY	824				
	01	02	03		
0112 AP12	445	29	6.52		
0117 AP17,42	1705	201	11.79		
0123 AP23,26 NW14	123	8	6.50		
0129 AP29,35	268	10	3.73		
0147 AP47	43	3	6.98		
2103 NW3,17,28	714	71	9.94		
2111 NW11	556	76	13.67		
2112 NW12,39	683	93	13.62		
2116 NW16,27,31	474	60	12.66		
2126 NW26	83	13	15.66		
2132 NW32,42,43	890	101	11.35		
2137 NW37	477	71	14.88		
2144 NW44	21	0	.00		
2150 NW50	73	4	5.48		
2151 NW51	686	84	12.24		

COUNCIL MEMBER BRIDGETON WARD 1  
 (Vote for ) 1

	VOTES	PERCENT
01 = SCOTT ZIMMER	99	96.12
02 = INVALID WRITE-IN	4	3.88
	01	02
0112 AP12	28	0
0123 AP23,26 NW14	8	0
0129 AP29,35	8	0
0147 AP47	2	0
2116 NW16,27,31	53	4

COUNCIL MEMBER BRIDGETON WARD 2  
 (Vote for ) 1

	VOTES	PERCENT
01 = ANDREW D. PURCELL	160	97.56
02 = INVALID WRITE-IN	4	2.44
	01	02
2132 NW32,42,43	88	2
2151 NW51	72	2

COUNCIL MEMBER BRIDGETON WARD 3  
 (Vote for ) 1

	VOTES	PERCENT
01 = RANDY HEIN	227	99.56
02 = INVALID WRITE-IN	1	.44
	01	02
2103 NW3,17,28	66	0
2111 NW11	72	1
2112 NW12,39	86	0
2144 NW44	0	0
2150 NW50	3	0

COUNCIL MEMBER BRIDGETON WARD 4  
 (Vote for ) 1

	VOTES	PERCENT
01 = BARBARA ABRAM	244	94.57
02 = INVALID WRITE-IN	14	5.43
	01	02
0117 AP17,42	177	6
2126 NW26	11	1
2137 NW37	56	7

BRIDGETON - PROPOSITION A  
 \*\* (BUSINESS LICENSE TAX) \*\*  
 (Vote for ) 1

	VOTES	PERCENT
01 = YES	549	67.86
02 = NO	260	32.14
	01	02
0112 AP12	17	11
0117 AP17,42	137	60
0123 AP23,26 NW14	5	3
0129 AP29,35	3	7
0147 AP47	1	2
2103 NW3,17,28	50	20
2111 NW11	44	30
2112 NW12,39	63	29
2116 NW16,27,31	39	19
2126 NW26	10	3
2132 NW32,42,43	65	34
2137 NW37	46	23
2144 NW44	0	0
2150 NW50	2	2
2151 NW51	67	17


WE, THE BOARD OF ELECTION COMMISSIONERS OF ST. LOUIS COUNTY, MISSOURI, ACTING AS THE VERIFICATION BOARD PURSUANT TO SECTION 115.507, RSMO, HEREBY CERTIFY THE FOREGOING TO BE A TRUE AND CORRECT ABSTRACT OF VOTES CAST FOR THE CANDIDATES AND ISSUES AT THE MUNICIPAL GENERAL ELECTION HELD IN ST. LOUIS COUNTY, MISSOURI, ON APRIL 3, 2018. IN TESTIMONY WHEREOF, WE HAVE HEREUNTO SET OUR HAND AT OUR OFFICE IN ST. ANN, ST. LOUIS COUNTY, MISSOURI, ON APRIL 17, 2018.



SHARON BUCHANAN-MCCLURE, CHAIR



TRUDI MCCOLLUM FOUSHEE, SECRETARY



MATTHEW W. POTTER, COMMISSIONER



PEGGY BARNHART, COMMISSIONER



CITY OF CALVERTON PARK  
 RUN DATE:04/16/18 06:53 PM

GENERAL MUNICIPAL ELECTION  
 ST. LOUIS COUNTY, MISSOURI  
 TUESDAY, APRIL 3, 2018

OFFICIAL FINAL RESULTS

01 = REGISTERED VOTERS - TOTAL ST. LOUIS CO	TOTAL	PERCENT	03 = VOTER TURNOUT - TOTAL ST. LOUIS COUNTY	TOTAL	PERCENT
02 = BALLOTS CAST - TOTAL ST. LOUIS COUNTY	761				11.70
	89				
	01	02	03		
0713 FER13	378	49	12.96		
0744 FER44	383	40	10.44		

ALDERMEN CALVERTON PARK WARD 1	VOTES	PERCENT
(Vote for ) 1		
01 = MICHAEL POROPAT	37	94.87
02 = INVALID WRITE-IN	2	5.13
	01	02
0744 FER44	37	2

ALDERMEN CALVERTON PARK WARD 2	VOTES	PERCENT
(Vote for ) 1		
01 = DIANE ARNOLD	43	97.73
02 = INVALID WRITE-IN	1	2.27
	01	02
0713 FER13	43	1

CALVERTON PARK - PROPOSITION 1	VOTES	PERCENT
** (BUSINESS LICENSE FEE) **		
(Vote for ) 1		
01 = YES	76	87.36
02 = NO	11	12.64
	01	02
0713 FER13	42	5
0744 FER44	34	6

WE, THE BOARD OF ELECTION COMMISSIONERS OF ST. LOUIS COUNTY, MISSOURI, ACTING AS THE VERIFICATION BOARD PURSUANT TO SECTION 115.507, RSMo, HEREBY CERTIFY THE FOREGOING TO BE A TRUE AND CORRECT ABSTRACT OF VOTES CAST FOR THE CANDIDATES AND ISSUES AT THE MUNICIPAL GENERAL ELECTION HELD IN ST. LOUIS COUNTY, MISSOURI, ON APRIL 3, 2018. IN TESTIMONY WHEREOF, WE HAVE HEREUNTO SET OUR HAND AT OUR OFFICE IN ST. ANN, ST. LOUIS COUNTY, MISSOURI, ON APRIL 17, 2018.

*Sharon Buchanan-McClure*  
 SHARON BUCHANAN-MCCLURE, CHAIR

*Trudi McCollum Foushee*  
 TRUDI MCCOLLUM FOUSHEE, SECRETARY

*Matthew W. Potter*  
 MATTHEW W. POTTER, COMMISSIONER

*Peggy Barnhart*  
 PEGGY BARNHART, COMMISSIONER



CITY OF CHARLACK  
 RUN DATE:04/16/18 06:53 PM

GENERAL MUNICIPAL ELECTION  
 ST. LOUIS COUNTY, MISSOURI  
 TUESDAY, APRIL 3, 2018

OFFICIAL FINAL RESULTS

	TOTAL	PERCENT		TOTAL	PERCENT
01 = REGISTERED VOTERS - TOTAL ST. LOUIS CO	760		03 = VOTER TURNOUT - TOTAL ST. LOUIS COUNTY	85	11.18
02 = BALLOTS CAST - TOTAL ST. LOUIS COUNTY	85				
	01	02	03		
1925 NOR25,43	415	65	15.66		
1932 NOR32	230	16	6.96		
1952 NOR52	115	4	3.48		

	VOTES	PERCENT
ALDERPERSON CHARLACK WARD 1 (Vote for ) 1		
01 = TOM BONZO	16	94.12
02 = INVALID WRITE-IN	1	5.88
	01	02
1932 NOR32	12	1
1952 NOR52	4	0

	VOTES	PERCENT	VOTES	PERCENT
ALDERPERSON CHARLACK WARD 2 (Vote for ) 1				
01 = BRUCE KLEMA	38	58.46		
02 = FRANK E. MATTINGLY	27	41.54	03 = INVALID WRITE-IN	0
	01	02	03	
1925 NOR25,43	38	27	0	

WE, THE BOARD OF ELECTION COMMISSIONERS OF ST. LOUIS COUNTY, MISSOURI, ACTING AS THE VERIFICATION BOARD PURSUANT TO SECTION 115.507,RSMo, HEREBY CERTIFY THE FOREGOING TO BE A TRUE AND CORRECT ABSTRACT OF VOTES CAST FOR THE CANDIDATES AND ISSUES AT THE MUNICIPAL GENERAL ELECTION HELD IN ST. LOUIS COUNTY, MISSOURI, ON APRIL 3, 2018. IN TESTIMONY WHEREOF, WE HAVE HEREUNTO SET OUR HAND AT OUR OFFICE IN ST. ANN, ST. LOUIS COUNTY, MISSOURI, ON APRIL 17, 2018.

*Sharon Buchanan-McClure*  
 SHARON BUCHANAN-MCCLURE, CHAIR

*Trudi McCollum Foushee*  
 TRUDI MCCOLLUM FOUSHEE, SECRETARY

*Matthew W. Potter*  
 MATTHEW W. POTTER, COMMISSIONER

*Peggy Barnhart*  
 PEGGY BARNHART, COMMISSIONER



	TOTAL	PERCENT		TOTAL	PERCENT
01 = REGISTERED VOTERS - TOTAL ST. LOUIS CO	33,737		03 = VOTER TURNOUT - TOTAL ST. LOUIS COUNTY	6,739	19.98
02 = BALLOTS CAST - TOTAL ST. LOUIS COUNTY	6,739				
	01	02	03		
0402 CHE2	310	49	15.81		
0408 CHE8,33	1536	257	16.73		
0410 CHE10	733	149	20.33		
0412 CHE12 LAF31	1233	240	19.46		
0414 CHE14	202	12	5.94		
0415 CHE15,16	1838	365	19.86		
0418 CHE18,56	800	209	26.13		
0419 CHE19	788	161	20.43		
0422 CHE22 LAF12	1681	307	18.26		
0430 CHE30,57	672	66	9.82		
0431 CHE31,32 LAF26	216	44	20.37		
0437 CHE37	899	98	10.90		
0441 CHE41	567	63	11.11		
0442 CHE42,45	1325	261	19.70		
0444 CHE44 LAF1,30	1585	324	20.44		
0452 CHE52	12	1	8.33		
1206 LAF6,20	999	164	16.42		
1208 LAF8,11,15	1777	400	22.51		
1214 LAF14,33	1288	273	21.20		
1222 LAF22,41	1062	153	14.41		
1228 LAF28	871	205	23.54		
1229 LAF29	963	230	23.88		
1232 LAF32	883	218	24.69		
1237 LAF37	643	45	7.00		
1601 MHT1,4	1100	212	19.27		
1602 MHT2,5,7,26	2051	468	22.82		
1603 MHT3,24 MR50	1348	342	25.37		
1619 MHT19,27	1465	288	19.66		
1639 MHT39 MR52	489	94	19.22		
1810 MR10,17,23	878	216	24.60		
1813 MR13,55	724	136	18.78		
1816 MR16	899	230	25.58		
1818 MR18,20,32,38	1900	459	24.16		

	VOTES	PERCENT		VOTES	PERCENT
COUNCIL MEMBER CHESTERFIELD WARD 1 (Vote for ) 1					
01 = BARRY FLACHSBART	1,474	95.90			
02 = INVALID WRITE-IN	63	4.10			
	01	02			
0442 CHE42,45	211	9			
1601 MHT1,4	162	8			
1602 MHT2,5,7,26	349	11			
1603 MHT3,24 MR50	268	17			
1619 MHT19,27	247	7			
1639 MHT39 MR52	74	1			
1810 MR10,17,23	163	10			

	VOTES	PERCENT		VOTES	PERCENT
COUNCIL MEMBER CHESTERFIELD WARD 2 (Vote for ) 1					
01 = JAMI DOLBY	553	34.96			
02 = MARY ANN MASTORAKOS	1,025	64.79	03 = INVALID WRITE-IN	4	.25
	01	02	03		
0412 CHE12 LAF31	83	143	2		
0419 CHE19	65	79	0		
0422 CHE22 LAF12	78	215	0		
0430 CHE30,57	33	33	0		
0444 CHE44 LAF1,30	90	212	2		
1813 MR13,55	47	76	0		
1818 MR18,20,32,38	157	267	0		

	VOTES	PERCENT		VOTES	PERCENT
COUNCIL MEMBER CHESTERFIELD WARD 3 (Vote for ) 1					
01 = RANDY LOGAN	802	48.72			
02 = MICHAEL MOORE	837	50.85	03 = INVALID WRITE-IN	7	.43
	01	02	03		
0414 CHE14	4	8	0		
0431 CHE31,32 LAF26	19	18	0		
1206 LAF6,20	53	91	2		
1208 LAF8,11,15	156	216	0		
1214 LAF14,33	109	130	2		
1228 LAF28	85	93	1		
1229 LAF29	103	102	1		
1232 LAF32	111	74	0		
1237 LAF37	23	21	1		
1816 MR16	139	84	0		

	VOTES	PERCENT		VOTES	PERCENT
COUNCIL MEMBER CHESTERFIELD WARD 4 (Vote for ) 1					
01 = WILLIAM (BILL) LAWSON	631	46.98			
02 = TOM DECAMPI	710	52.87	03 = INVALID WRITE-IN	2	.15
	01	02	03		
0402 CHE2	28	21	0		
0408 CHE8,33	116	140	0		

0410 CHE10	52	96	1
0415 CHE15,16	172	192	1
0418 CHE18,56	104	105	0
0437 CHE37	60	38	0
0441 CHE41	25	38	0
0452 CHE52	0	1	0
1222 LAF22,41	74	79	0

=====

WE, THE BOARD OF ELECTION COMMISSIONERS OF ST. LOUIS COUNTY, MISSOURI, ACTING AS THE VERIFICATION BOARD PURSUANT TO SECTION 115.507, RSMo, HEREBY CERTIFY THE FOREGOING TO BE A TRUE AND CORRECT ABSTRACT OF VOTES CAST FOR THE CANDIDATES AND ISSUES AT THE MUNICIPAL GENERAL ELECTION HELD IN ST. LOUIS COUNTY, MISSOURI, ON APRIL 3, 2018. IN TESTIMONY WHEREOF, WE HAVE HEREUNTO SET OUR HAND AT OUR OFFICE IN ST. ANN, ST. LOUIS COUNTY, MISSOURI, ON APRIL 17, 2018.




SHARON BUCHANAN-MCCLURE, CHAIR



TRUDI MCCOLLUM FOUSHEE, SECRETARY



MATTHEW W. POTTER, COMMISSIONER



PEGGY BARNHART, COMMISSIONER



CITY OF CLARKSON VALLEY  
 RUN DATE:04/16/18 06:54 PM

GENERAL MUNICIPAL ELECTION  
 ST. LOUIS COUNTY, MISSOURI  
 TUESDAY, APRIL 3, 2018

OFFICIAL FINAL RESULTS

	TOTAL	PERCENT		TOTAL	PERCENT
01 = REGISTERED VOTERS - TOTAL ST. LOUIS CO	2,048		03 = VOTER TURNOUT - TOTAL ST. LOUIS COUNTY		4.10
02 = BALLOTS CAST - TOTAL ST. LOUIS COUNTY	84				
	01	02	03		
0403 CHE3,11	652	27	4.14		
0404 CHE4	683	32	4.69		
0409 CHE9	713	25	3.51		

	VOTES	PERCENT
ALDERPERSON CLARKSON VALLEY WARD 1 (Vote for ) 1		
01 = SUE McNAMARA	31	96.88
02 = INVALID WRITE-IN	1	3.13
	01	02
0404 CHE4	31	1

	VOTES	PERCENT
ALDERPERSON CLARKSON VALLEY WARD 2 (Vote for ) 1		
01 = AMY ASPEN SETNICKA	23	92.00
02 = INVALID WRITE-IN	2	8.00
	01	02
0409 CHE9	23	2

	VOTES	PERCENT
ALDERPERSON CLARKSON VALLEY WARD 3 (Vote for ) 1		
01 = LIN MIDYETT	24	92.31
02 = INVALID WRITE-IN	2	7.69
	01	02
0403 CHE3,11	24	2

WE, THE BOARD OF ELECTION COMMISSIONERS OF ST. LOUIS COUNTY, MISSOURI, ACTING AS THE VERIFICATION BOARD PURSUANT TO SECTION 115.507,RSMo, HEREBY CERTIFY THE FOREGOING TO BE A TRUE AND CORRECT ABSTRACT OF VOTES CAST FOR THE CANDIDATES AND ISSUES AT THE MUNICIPAL GENERAL ELECTION HELD IN ST. LOUIS COUNTY, MISSOURI, ON APRIL 3, 2018. IN TESTIMONY WHEREOF, WE HAVE HEREUNTO SET OUR HAND AT OUR OFFICE IN ST. ANN, ST. LOUIS COUNTY, MISSOURI, ON APRIL 17, 2018.

*Sharon Buchanan-McClure*  
 SHARON BUCHANAN-MCCLURE, CHAIR

*Trudi McCollum Foushee*  
 TRUDI MCCOLLUM FOUSHEE, SECRETARY

*Matthew W. Potter*  
 MATTHEW W. POTTER, COMMISSIONER

*Peggy Barnhart*  
 PEGGY BARNHART, COMMISSIONER



01 = REGISTERED VOTERS - TOTAL ST. LOUIS CO	TOTAL	PERCENT	03 = VOTER TURNOUT - TOTAL ST. LOUIS COUNTY	TOTAL	PERCENT
02 = BALLOTS CAST - TOTAL ST. LOUIS COUNTY	8,441			2,044	24.22
	01	02	03		
0502 CLA2	459	74	16.12		
0503 CLA3,11	1872	496	26.50		
0504 CLA4	465	119	25.59		
0508 CLA8,44	902	238	26.39		
0529 CLA29	62	15	24.19		
0552 CLA52	215	23	10.70		
1001 HAD1	1993	348	17.46		
1004 HAD4	471	21	4.46		
1005 HAD5	399	71	17.79		
1014 HAD14	748	360	48.13		
1015 HAD15	855	279	32.63		

ALDERPERSON CLAYTON WARD 1			VOTES	PERCENT	VOTES		PERCENT
(Vote for ) 1							
01 = JOANNE BOULTON			383	58.47	03 = INVALID WRITE-IN	1	.15
02 = BLAIR IAN KAISER			271	41.37			
	01	02	03				
1004 HAD4	14	6	0				
1014 HAD14	223	132	1				
1015 HAD15	146	133	0				

ALDERPERSON CLAYTON WARD 2			VOTES	PERCENT	VOTES		PERCENT
(Vote for ) 1							
01 = IRA BERKOWITZ			422	97.46			
02 = INVALID WRITE-IN			11	2.54			
	01	02					
0502 CLA2	63	1					
0552 CLA52	20	0					
1001 HAD1	284	8					
1005 HAD5	55	2					

ALDERPERSON CLAYTON WARD 3			VOTES	PERCENT	VOTES		PERCENT
(Vote for ) 1							
01 = BRIDGET McANDREW			538	63.82	03 = INVALID WRITE-IN	3	.36
02 = ANDREW E. GALAKATOS			302	35.82			
	01	02	03				
0503 CLA3,11	268	218	0				
0504 CLA4	81	30	2				
0508 CLA8,44	177	51	1				
0529 CLA29	12	3	0				

WE, THE BOARD OF ELECTION COMMISSIONERS OF ST. LOUIS COUNTY, MISSOURI, ACTING AS THE VERIFICATION BOARD PURSUANT TO SECTION 115.507,RSMo, HEREBY CERTIFY THE FOREGOING TO BE A TRUE AND CORRECT ABSTRACT OF VOTES CAST FOR THE CANDIDATES AND ISSUES AT THE MUNICIPAL GENERAL ELECTION HELD IN ST. LOUIS COUNTY, MISSOURI, ON APRIL 3, 2018. IN TESTIMONY WHEREOF, WE HAVE HEREUNTO SET OUR HAND AT OUR OFFICE IN ST. ANN, ST. LOUIS COUNTY, MISSOURI, ON APRIL 17, 2018.

*Sharon Buchanan-McClure*  
 SHARON BUCHANAN-MCCLURE, CHAIR

*Trudi McCollum Foushee*  
 TRUDI MCCOLLUM FOUSHEE, SECRETARY

*Matthew W. Potter*  
 MATTHEW W. POTTER, COMMISSIONER

*Peggy Barnhart*  
 PEGGY BARNHART, COMMISSIONER





01 = REGISTERED VOTERS - TOTAL ST. LOUIS CO	TOTAL	PERCENT	03 = VOTER TURNOUT - TOTAL ST. LOUIS COUNTY	TOTAL	PERCENT
02 = BALLOTS CAST - TOTAL ST. LOUIS COUNTY	713				11.64
	83				
	01	02	03		
1904 NOR4,10	713	83	11.64		





		VOTES	PERCENT
COOL VALLEY - PROPOSITION 1			
**(SALES TAX - STORM WATER & PARKS & REC)**			
(Vote for ) 1			
01 = YES		66	80.49
02 = NO		16	19.51
	01	02	
1904 NOR4,10	66	16	

		VOTES	PERCENT
COOL VALLEY - PROPOSITION 2			
**(SALES TAX - GENERAL PURPOSES)**			
(Vote for ) 1			
01 = YES		63	77.78
02 = NO		18	22.22
	01	02	
1904 NOR4,10	63	18	

		VOTES	PERCENT
COOL VALLEY - PROPOSITION 3			
**(SALES TAX - ECONOMIC DEVELOPMENT)**			
(Vote for ) 1			
01 = YES		66	81.48
02 = NO		15	18.52
	01	02	
1904 NOR4,10	66	15	

		VOTES	PERCENT
COOL VALLEY - PROPOSITION 4			
**(LOCAL USE TAX)**			
(Vote for ) 1			
01 = YES		59	73.75
02 = NO		21	26.25
	01	02	
1904 NOR4,10	59	21	

WE, THE BOARD OF ELECTION COMMISSIONERS OF ST. LOUIS COUNTY, MISSOURI, ACTING AS THE VERIFICATION BOARD PURSUANT TO SECTION 115.507, RSMo, HEREBY CERTIFY THE FOREGOING TO BE A TRUE AND CORRECT ABSTRACT OF VOTES CAST FOR THE CANDIDATES AND ISSUES AT THE MUNICIPAL GENERAL ELECTION HELD IN ST. LOUIS COUNTY, MISSOURI, ON APRIL 3, 2018. IN TESTIMONY WHEREOF, WE HAVE HEREUNTO SET OUR HAND AT OUR OFFICE IN ST. ANN, ST. LOUIS COUNTY, MISSOURI, ON APRIL 17, 2018.

SHARON BUCHANAN-MCCLURE, CHAIR      TRUDI MCCOLLUM FOUSHEE, SECRETARY      MATTHEW W. POTTER, COMMISSIONER      PEGGY BARNHART, COMMISSIONER



VILLAGE OF COUNTRY LIFE ACRES  
 RUN DATE:04/16/18 06:55 PM


GENERAL MUNICIPAL ELECTION  
 ST. LOUIS COUNTY, MISSOURI  
 TUESDAY, APRIL 3, 2018


OFFICIAL FINAL RESULTS


	TOTAL	PERCENT		TOTAL	PERCENT
01 = REGISTERED VOTERS - TOTAL ST. LOUIS CO	82		03 = VOTER TURNOUT - TOTAL ST. LOUIS COUNTY	10.98	
02 = BALLOTS CAST - TOTAL ST. LOUIS COUNTY	9				
	01	02	03		
0326 CC26	82	. . 9	10.98		


	VOTES	PERCENT		VOTES	PERCENT
TRUSTEE COUNTRY LIFE ACRES (Vote for ) 2			03 = INVALID WRITE-IN	0	
01 = MICHAEL W. MEGOWN	8	47.06			
02 = LAWRENCE V. BOVERI	9	52.94			
	01	02	03		
0326 CC26	8	9	0		

WE, THE BOARD OF ELECTION COMMISSIONERS OF ST. LOUIS COUNTY, MISSOURI, ACTING AS THE VERIFICATION BOARD PURSUANT TO SECTION 115.507, RSMo, HEREBY CERTIFY THE FOREGOING TO BE A TRUE AND CORRECT ABSTRACT OF VOTES CAST FOR THE CANDIDATES AND ISSUES AT THE MUNICIPAL GENERAL ELECTION HELD IN ST. LOUIS COUNTY, MISSOURI, ON APRIL 3, 2018. IN TESTIMONY WHEREOF, WE HAVE HEREUNTO SET OUR HAND AT OUR OFFICE IN ST. ANN, ST. LOUIS COUNTY, MISSOURI, ON APRIL 17, 2018.

  
 SHARON BUCHANAN-MCCLURE, CHAIR

  
 TRUDI MCCOLLUM FOUSHEE, SECRETARY

  
 MATTHEW W. POTTER, COMMISSIONER

  
 PEGGY BARNHART, COMMISSIONER



		TOTAL	PERCENT			TOTAL	PERCENT
01 = REGISTERED VOTERS - TOTAL ST. LOUIS CO		9,178		03 = VOTER TURNOUT - TOTAL ST. LOUIS COUNTY		16.83	
02 = BALLOTS CAST - TOTAL ST. LOUIS COUNTY		1,545					
		01	02	03			
0901 GRA1,17,20		1159	247	21.31			
0904 GRA4,36		1479	133	8.99			
0905 GRA5		1548	468	30.23			
0906 GRA6		1052	82	7.79			
0913 GRA13		287	46	16.03			
0927 GRA27		284	19	6.69			
0928 GRA28,29		978	176	18.00			
0932 GRA32		948	74	7.81			
0937 GRA37,47		880	248	28.18			
0938 GRA38		123	12	9.76			
0946 GRA46		440	40	9.09			

		VOTES	PERCENT
ALDERPERSON CRESTWOOD WARD 1			
(Vote for ) 1			
01 = MIMI DUNCAN		145	95.39
02 = INVALID WRITE-IN		7	4.61
		01	02
0906 GRA6		73	4
0932 GRA32		63	3
0938 GRA38		9	0

		VOTES	PERCENT
ALDERPERSON CRESTWOOD WARD 2			
(Vote for ) 1			
01 = JUSTIN CHARBONEAU		172	95.03
02 = INVALID WRITE-IN		9	4.97
		01	02
0904 GRA4,36		116	7
0927 GRA27		19	0
0946 GRA46		37	2

		VOTES	PERCENT	VOTES	PERCENT
ALDERPERSON CRESTWOOD WARD 3					
(Vote for ) 1					
01 = GRANT MABIE		354	75.97		
02 = BILL BOSTON		108	23.18	03 = INVALID WRITE-IN	4 .86
		01	02	03	
0901 GRA1,17,20		185	55	4	
0913 GRA13		28	18	0	
0928 GRA28,29		141	35	0	

		VOTES	PERCENT	VOTES	PERCENT
ALDERPERSON CRESTWOOD WARD 4					
(Vote for ) 1					
01 = ISMAINE AYOUAZ		420	58.91		
02 = TIMOTHY ANDERSON		292	40.95	03 = INVALID WRITE-IN	1 .14
		01	02	03	
0905 GRA5		309	157	0	
0937 GRA37,47		111	135	1	

WE, THE BOARD OF ELECTION COMMISSIONERS OF ST. LOUIS COUNTY, MISSOURI, ACTING AS THE VERIFICATION BOARD PURSUANT TO SECTION 115.507,RSMo, HEREBY CERTIFY THE FOREGOING TO BE A TRUE AND CORRECT ABSTRACT OF VOTES CAST FOR THE CANDIDATES AND ISSUES AT THE MUNICIPAL GENERAL ELECTION HELD IN ST. LOUIS COUNTY, MISSOURI, ON APRIL 3, 2018. IN TESTIMONY WHEREOF, WE HAVE HEREUNTO SET OUR HAND AT OUR OFFICE IN ST. ANN, ST. LOUIS COUNTY, MISSOURI, ON APRIL 17, 2018.

*Sharon Buchanan-McClure*  
 SHARON BUCHANAN-MCCLURE, CHAIR

*Trudi McCollum Foushee*  
 TRUDI MCCOLLUM FOUSHEE, SECRETARY

*Matthew W. Potter*  
 MATTHEW W. POTTER, COMMISSIONER

*Peggy Barnhart*  
 PEGGY BARNHART, COMMISSIONER



	TOTAL	PERCENT		TOTAL	PERCENT
01 = REGISTERED VOTERS - TOTAL ST. LOUIS CO	12,419		03 = VOTER TURNOUT - TOTAL ST. LOUIS COUNTY	2,158	17.38
02 = BALLOTS CAST - TOTAL ST. LOUIS COUNTY	2,158				
	01	02	03		
0301 CC1	1147	200	17.44		
0304 CC4,54	368	19	5.16		
0309 CC9,11,16,21,28	1591	280	17.60		
0310 CC10	213	49	23.00		
0314 CC14 MHT53	1557	288	18.50		
0323 CC23	1251	275	21.98		
0325 CC25	574	65	11.32		
0330 CC30	95	1	1.05		
0332 CC32,56	52	14	26.92		
0333 CC33,48,58	850	119	14.00		
0336 CC36,46	935	217	23.21		
0349 CC49	639	99	15.49		
0352 CC52	155	28	18.06		
0355 CC55	409	43	10.51		
1609 MHT9	1375	257	18.69		
1650 MHT50	880	164	18.64		
1651 MHT51	146	13	8.90		
1655 MHT55	182	27	14.84		

	VOTES	PERCENT
MAYOR CREVE COEUR (Vote for ) 1		
01 = BARRY L. GLANTZ	1,836	95.38
02 = INVALID WRITE-IN	89	4.62
	01	02
0301 CC1	168	6
0304 CC4,54	16	0
0309 CC9,11,16,21,28	233	11
0310 CC10	43	1
0314 CC14 MHT53	255	9
0323 CC23	237	12
0325 CC25	60	2
0330 CC30	1	0
0332 CC32,56	12	1
0333 CC33,48,58	101	7
0336 CC36,46	183	14
0349 CC49	83	0
0352 CC52	26	2
0355 CC55	36	2
1609 MHT9	212	14
1650 MHT50	138	3
1651 MHT51	12	0
1655 MHT55	20	5

	VOTES	PERCENT		VOTES	PERCENT
COUNCIL MEMBER CREVE COEUR WARD 1 (Vote for ) 1			03 = INVALID WRITE-IN	6	.97
01 = HEATHER P. SILVERMAN	345	55.65			
02 = JAMES FARON	269	43.39			
	01	02	03		
0323 CC23	160	111	2		
0330 CC30	0	0	0		
0332 CC32,56	10	4	0		
0333 CC33,48,58	81	34	3		
0336 CC36,46	94	120	1		

	VOTES	PERCENT
COUNCIL MEMBER CREVE COEUR WARD 2 (Vote for ) 1		
01 = A. JAMES WANG	384	96.24
02 = INVALID WRITE-IN	15	3.76
	01	02
0304 CC4,54	15	1
0314 CC14 MHT53	252	10
0325 CC25	55	2
0352 CC52	25	2
0355 CC55	37	0

	VOTES	PERCENT
COUNCIL MEMBER CREVE COEUR WARD 3 (Vote for ) 1		
01 = ROBERT HOFFMAN	432	98.18
02 = INVALID WRITE-IN	8	1.82
	01	02
0309 CC9,11,16,21,28	242	6
0310 CC10	42	1
1650 MHT50	136	1
1651 MHT51	12	0

	VOTES	PERCENT
COUNCIL MEMBER CREVE COEUR WARD 4 (Vote for ) 1		
01 = SUE BASELEY	475	96.54
02 = INVALID WRITE-IN	17	3.46

	01	02
0301 CC1	168	5
0349 CC49	80	0
1609 MHT9	207	10
1655 MHT55	20	2

---

WE, THE BOARD OF ELECTION COMMISSIONERS OF ST. LOUIS COUNTY, MISSOURI, ACTING AS THE VERIFICATION BOARD PURSUANT TO SECTION 115.507, RSMo, HEREBY CERTIFY THE FOREGOING TO BE A TRUE AND CORRECT ABSTRACT OF VOTES CAST FOR THE CANDIDATES AND ISSUES AT THE MUNICIPAL GENERAL ELECTION HELD IN ST. LOUIS COUNTY, MISSOURI, ON APRIL 3, 2018. IN TESTIMONY WHEREOF, WE HAVE HEREUNTO SET OUR HAND AT OUR OFFICE IN ST. ANN, ST. LOUIS COUNTY, MISSOURI, ON APRIL 17, 2018.

*Sharon Buchanan-McClure*

SHARON BUCHANAN-MCCLURE, CHAIR

*Trudi McCollum Foushee*

TRUDI MCCOLLUM FOUSHEE, SECRETARY

*Matthew W. Potter*

MATTHEW W. POTTER, COMMISSIONER

*Peggy Barnhart*

PEGGY BARNHART, COMMISSIONER



CITY OF CRYSTAL LAKE PARK  
 RUN DATE:04/16/18 06:56 PM

GENERAL MUNICIPAL ELECTION  
 ST. LOUIS COUNTY, MISSOURI  
 TUESDAY, APRIL 3, 2018

OFFICIAL FINAL RESULTS

	TOTAL	PERCENT		TOTAL	PERCENT
01 = REGISTERED VOTERS - TOTAL ST. LOUIS CO	391		03 = VOTER TURNOUT - TOTAL ST. LOUIS COUNTY	164	41.94
02 = BALLOTS CAST - TOTAL ST. LOUIS COUNTY	164				
	01	02	03		
1840 MR40	200	115	57.50		
1842 MR42	191	49	25.65		

MAYOR CRYSTAL LAKE PARK  
 (Vote for ) 1

	VOTES	PERCENT		VOTES	PERCENT
01 = PHILLIP BRYANT	125	83.33			
02 = INVALID WRITE-IN	25	16.67			
	01	02			
1840 MR40	80	22			
1842 MR42	45	3			

ALDERPERSON CRYSTAL LAKE PARK WARD 1  
 (Vote for ) 1

	VOTES	PERCENT		VOTES	PERCENT
01 = JIM HAYES	64	55.65			
02 = CAROL ANN GIOVANDO	51	44.35	03 = INVALID WRITE-IN	0	
	01	02	03		
1840 MR40	64	51	0		

ALDERPERSON CRYSTAL LAKE PARK WARD 2  
 (Vote for ) 1

	VOTES	PERCENT		VOTES	PERCENT
01 = SUSAN M. KUSAMA	47	97.92			
02 = INVALID WRITE-IN	1	2.08			
	01	02			
1842 MR42	47	1			

WE, THE BOARD OF ELECTION COMMISSIONERS OF ST. LOUIS COUNTY, MISSOURI, ACTING AS THE VERIFICATION BOARD PURSUANT TO SECTION 115.507, RSMo, HEREBY CERTIFY THE FOREGOING TO BE A TRUE AND CORRECT ABSTRACT OF VOTES CAST FOR THE CANDIDATES AND ISSUES AT THE MUNICIPAL GENERAL ELECTION HELD IN ST. LOUIS COUNTY, MISSOURI, ON APRIL 3, 2018. IN TESTIMONY WHEREOF, WE HAVE HEREUNTO SET OUR HAND AT OUR OFFICE IN ST. ANN, ST. LOUIS COUNTY, MISSOURI, ON APRIL 17, 2018.

*Sharon Buchanan-McClure*  
 SHARON BUCHANAN-MCCLURE, CHAIR

*Trudi McCollum Foushee*  
 TRUDI MCCOLLUM FOUSHEE, SECRETARY

*Matthew W. Potter*  
 MATTHEW W. POTTER, COMMISSIONER

*Peggy Barnhart*  
 PEGGY BARNHART, COMMISSIONER



	TOTAL	PERCENT		TOTAL	PERCENT
01 = REGISTERED VOTERS - TOTAL ST. LOUIS CO	2,865		03 = VOTER TURNOUT - TOTAL ST. LOUIS COUNTY	306	10.68
02 = BALLOTS CAST - TOTAL ST. LOUIS COUNTY	306				
	01	02	03		
0704 FER4	98	21	21.43		
0706 FER6	305	27	8.85		
0707 FER7	348	33	9.48		
0708 FER8	638	75	11.76		
0709 FER9	493	50	10.14		
0710 FER10,39	206	14	6.80		
0725 FER25	1	0	.00		
0728 FER28,30	776	86	11.08		

ALDERPERSON DELLWOOD WARD 1  
 (Vote for ) 1

	VOTES	PERCENT
01 = LORETTA JOHNSON	53	94.64
02 = INVALID WRITE-IN	3	5.36
	01	02
0709 FER9	40	3
0710 FER10,39	13	0

ALDERPERSON DELLWOOD WARD 2  
 (Vote for ) 1

	VOTES	PERCENT
01 = SELENA MELTON	78	100.00
02 = INVALID WRITE-IN	0	
	01	02
0728 FER28,30	78	0

ALDERPERSON DELLWOOD WARD 3  
 (Vote for ) 1

	VOTES	PERCENT
01 = GWENDOLYN ARTIS	63	94.03
02 = INVALID WRITE-IN	4	5.97
	01	02
0708 FER8	63	4
0725 FER25	0	0

ALDERPERSON DELLWOOD WARD 4  
 (Vote for ) 1

	VOTES	PERCENT
01 = MIKE HEIL	72	97.30
02 = INVALID WRITE-IN	2	2.70
	01	02
0704 FER4	21	0
0706 FER6	24	0
0707 FER7	27	2

WE, THE BOARD OF ELECTION COMMISSIONERS OF ST. LOUIS COUNTY, MISSOURI, ACTING AS THE VERIFICATION BOARD PURSUANT TO SECTION 115.507,RSMo, HEREBY CERTIFY THE FOREGOING TO BE A TRUE AND CORRECT ABSTRACT OF VOTES CAST FOR THE CANDIDATES AND ISSUES AT THE MUNICIPAL GENERAL ELECTION HELD IN ST. LOUIS COUNTY, MISSOURI, ON APRIL 3, 2018. IN TESTIMONY WHEREOF, WE HAVE HEREUNTO SET OUR HAND AT OUR OFFICE IN ST. ANN, ST. LOUIS COUNTY, MISSOURI, ON APRIL 17, 2018.

*Sharon Buchanan-McClure*  
 SHARON BUCHANAN-MCCLURE, CHAIR

*Trudi McCollum Foushee*  
 TRUDI MCCOLLUM FOUSHEE, SECRETARY

*Matthew W. Potter*  
 MATTHEW W. POTTER, COMMISSIONER

*Peggy Barnhart*  
 PEGGY BARNHART, COMMISSIONER



	TOTAL	PERCENT		TOTAL	PERCENT
01 = REGISTERED VOTERS - TOTAL ST. LOUIS CO	6,861		03 = VOTER TURNOUT - TOTAL ST. LOUIS COUNTY	1,283	18.70
02 = BALLOTS CAST - TOTAL ST. LOUIS COUNTY	1,283				
	01	02	03		
1801 MR1,11	885	155	17.51		
1805 MR5,28	956	235	24.58		
1806 MR6	873	126	14.43		
1808 MR8,12,15,24,41,47	1340	336	25.07		
1819 MR19,22	1648	230	13.96		
1833 MR33,54	503	96	19.09		
1837 MR37,49	656	105	16.01		

	VOTES	PERCENT
MAYOR DES PERES (Vote for ) 1		
01 = MARK BECKER	1,114	97.89
02 = INVALID WRITE-IN	24	2.11
	01	02
1801 MR1,11	136	3
1805 MR5,28	202	1
1806 MR6	114	0
1808 MR8,12,15,24,41,47	291	6
1819 MR19,22	197	6
1833 MR33,54	82	3
1837 MR37,49	92	5

	VOTES	PERCENT
ALDERMAN DES PERES WARD 1 (Vote for ) 1		
01 = JOHN E. POUND	277	95.52
02 = INVALID WRITE-IN	13	4.48
	01	02
1819 MR19,22	183	9
1837 MR37,49	94	4

	VOTES	PERCENT
ALDERMAN DES PERES WARD 2 (Vote for ) 1		
01 = DEAN C. FITZPATRICK	495	99.40
02 = INVALID WRITE-IN	3	.60
	01	02
1805 MR5,28	202	1
1808 MR8,12,15,24,41,47	293	2

	VOTES	PERCENT
ALDERMAN DES PERES WARD 3 (Vote for ) 1		
01 = PATRICK BARRETT	328	98.50
02 = INVALID WRITE-IN	5	1.50
	01	02
1801 MR1,11	141	0
1806 MR6	111	0
1833 MR33,54	76	5

	VOTES	PERCENT
DES PERES - PROPOSITION L ** (CONTINUANCE SALES TAX - PARKS & REC) ** (Vote for ) 1		
01 = YES	1,104	86.45
02 = NO	173	13.55
	01	02
1801 MR1,11	130	24
1805 MR5,28	212	22
1806 MR6	101	25
1808 MR8,12,15,24,41,47	292	42
1819 MR19,22	197	32
1833 MR33,54	83	12
1837 MR37,49	89	16

WE, THE BOARD OF ELECTION COMMISSIONERS OF ST. LOUIS COUNTY, MISSOURI, ACTING AS THE VERIFICATION BOARD PURSUANT TO SECTION 115.507,RSMo, HEREBY CERTIFY THE FOREGOING TO BE A TRUE AND CORRECT ABSTRACT OF VOTES CAST FOR THE CANDIDATES AND ISSUES AT THE MUNICIPAL GENERAL ELECTION HELD IN ST. LOUIS COUNTY, MISSOURI, ON APRIL 3, 2018. IN TESTIMONY WHEREOF, WE HAVE HEREUNTO SET OUR HAND AT OUR OFFICE IN ST. ANN, ST. LOUIS COUNTY, MISSOURI, ON APRIL 17, 2018.



*Sharon Buchanan-McClure*

SHARON BUCHANAN-MCCLURE, CHAIR

*Trudi McCollum Foushee*

TRUDI MCCOLLUM FOUSHEE, SECRETARY

*Matthew W. Potter*

MATTHEW W. POTTER, COMMISSIONER

*Peggy Barnhart*

PEGGY BARNHART, COMMISSIONER



		TOTAL	PERCENT			TOTAL	PERCENT
01 = REGISTERED VOTERS - TOTAL ST. LOUIS CO		6,827		03 = VOTER TURNOUT - TOTAL ST. LOUIS COUNTY			23.58
02 = BALLOTS CAST - TOTAL ST. LOUIS COUNTY		1,610					
	01	02	03				
0423 CHE23	101	26	25.74				
2801 WH1	622	101	16.24				
2814 WH14,17,25	1284	293	22.82				
2816 WH16,36	617	158	25.61				
2826 WH26,35	617	142	23.01				
2827 WH27	1139	316	27.74				
2830 WH30	215	55	25.58				
2831 WH31	974	253	25.98				
2837 WH37	257	54	21.01				
2839 WH39	201	44	21.89				
2840 WH40	800	168	21.00				

		VOTES	PERCENT			VOTES	PERCENT
MAYOR ELLISVILLE				03 = CYNTHIA (CINDY) POOL		415	26.27
(Vote for ) 1				04 = INVALID WRITE-IN		1	.06
01 = MIKE ROEMERMAN		764	48.35				
02 = MICK CAHILL		400	25.32				
	01	02	03	04			
0423 CHE23	13	4	7	0			
2801 WH1	56	26	18	0			
2814 WH14,17,25	157	53	76	1			
2816 WH16,36	59	74	24	0			
2826 WH26,35	72	32	34	0			
2827 WH27	157	73	83	0			
2830 WH30	16	10	20	0			
2831 WH31	107	64	81	0			
2837 WH37	32	7	14	0			
2839 WH39	15	13	16	0			
2840 WH40	80	44	42	0			

		VOTES	PERCENT			VOTES	PERCENT
COUNCIL MEMBER ELLISVILLE DISTRICT 1				03 = INVALID WRITE-IN		4	.83
**UNEXPIRED TERM)**							
(Vote for ) 1							
01 = STEPHEN CHISMARICH		275	56.94				
02 = ERIC HUESEMANN		204	42.24				
	01	02	03				
0423 CHE23	8	10	0				
2830 WH30	24	18	0				
2831 WH31	165	67	3				
2839 WH39	14	25	0				
2840 WH40	64	84	1				

		VOTES	PERCENT			VOTES	PERCENT
ELLISVILLE - PROPOSITION 1				03 = INVALID WRITE-IN		4	.83
**(SUPPORT COUNTY - CITY MERGE)**							
(Vote for ) 1							
01 = YES		302	18.98				
02 = NO		1,289	81.02				
	01	02					
0423 CHE23	3	23					
2801 WH1	16	85					
2814 WH14,17,25	55	235					
2816 WH16,36	33	123					
2826 WH26,35	28	112					
2827 WH27	53	261					
2830 WH30	17	37					
2831 WH31	54	193					
2837 WH37	10	44					
2839 WH39	6	38					
2840 WH40	27	138					

		VOTES	PERCENT			VOTES	PERCENT
ELLISVILLE - PROPOSITION 2				03 = INVALID WRITE-IN		4	.83
**(SUPPORT CITY AS COUNTY MUNICIPALITY)**							
(Vote for ) 1							
01 = YES		392	24.67				
02 = NO		1,197	75.33				
	01	02					
0423 CHE23	4	20					
2801 WH1	22	79					
2814 WH14,17,25	71	220					
2816 WH16,36	43	114					
2826 WH26,35	36	104					
2827 WH27	73	241					
2830 WH30	17	37					
2831 WH31	67	179					
2837 WH37	19	35					
2839 WH39	4	40					
2840 WH40	36	128					

CERTIFY THE FOREGOING TO BE A TRUE AND CORRECT ABSTRACT OF VOTES CAST FOR THE CANDIDATES AND ISSUES AT THE MUNICIPAL GENERAL ELECTION HELD IN ST. LOUIS COUNTY, MISSOURI, ON APRIL 3, 2018. IN TESTIMONY WHEREOF, WE HAVE HEREUNTO SET OUR HAND AT OUR OFFICE IN ST. ANN, ST. LOUIS COUNTY, MISSOURI, ON APRIL 17, 2018.




SHARON BUCHANAN-MCCLURE, CHAIR



TRUDI MCCOLLUM FOUSHEE, SECRETARY



MATTHEW W. POTTER, COMMISSIONER



PEGGY BARNHART, COMMISSIONER



01 = REGISTERED VOTERS - TOTAL ST. LOUIS CO	TOTAL	PERCENT	03 = VOTER TURNOUT - TOTAL ST. LOUIS COUNTY	TOTAL	PERCENT
02 = BALLOTS CAST - TOTAL ST. LOUIS COUNTY	6,944			28.00	
	1,944				
	01	02	03		
1513 MER13,14,19	2766	725	26.21		
1517 MER17	1626	451	27.74		
1518 MER18	1037	287	27.68		
1522 MER22	1019	357	35.03		
1530 MER30	496	124	25.00		

ALDERPERSON EUREKA WARD 1			VOTES	PERCENT	VOTES		PERCENT
(Vote for ) 1							
01 = ROBERT A. BERRY			459	57.88	03 = INVALID WRITE-IN	4	.50
02 = KEITH MESSMER			330	41.61			
	01	02	03				
1517 MER17	254	184	3				
1522 MER22	205	146	1				

ALDERPERSON EUREKA WARD 2			VOTES	PERCENT	VOTES		PERCENT
(Vote for ) 1							
01 = BRYAN KIEFER			209	51.48	03 = INVALID WRITE-IN	2	.49
02 = LISA SMITH			195	48.03			
	01	02	03				
1518 MER18	143	140	1				
1530 MER30	66	55	1				

ALDERPERSON EUREKA WARD 3			VOTES	PERCENT			
(Vote for ) 1							
01 = JERRY HOLLOWAY			627	96.61			
02 = INVALID WRITE-IN			22	3.39			
	01	02					
1513 MER13,14,19	627	22					

EUREKA - PROPOSITION E			VOTES	PERCENT			
** (SALES TAX - PUBLIC SAFETY) **							
(Vote for ) 1							
01 = YES			1,372	70.61			
02 = NO			571	29.39			
	01	02					
1513 MER13,14,19	574	151					
1517 MER17	288	163					
1518 MER18	180	106					
1522 MER22	240	117					
1530 MER30	90	34					

WE, THE BOARD OF ELECTION COMMISSIONERS OF ST. LOUIS COUNTY, MISSOURI, ACTING AS THE VERIFICATION BOARD PURSUANT TO SECTION 115.507,RSMo, HEREBY CERTIFY THE FOREGOING TO BE A TRUE AND CORRECT ABSTRACT OF VOTES CAST FOR THE CANDIDATES AND ISSUES AT THE MUNICIPAL GENERAL ELECTION HELD IN ST. LOUIS COUNTY, MISSOURI, ON APRIL 3, 2018. IN TESTIMONY WHEREOF, WE HAVE HEREUNTO SET OUR HAND AT OUR OFFICE IN ST. ANN, ST. LOUIS COUNTY, MISSOURI, ON APRIL 17, 2018.

*Sharon Buchanan-McClure*  
 SHARON BUCHANAN-MCCLURE, CHAIR

*Trudi McCollum Foushee*  
 TRUDI MCCOLLUM FOUSHEE, SECRETARY

*Matthew W. Potter*  
 MATTHEW W. POTTER, COMMISSIONER

*Peggy Barnhart*  
 PEGGY BARNHART, COMMISSIONER



01 = REGISTERED VOTERS - TOTAL ST. LOUIS CO	TOTAL	PERCENT	03 = VOTER TURNOUT - TOTAL ST. LOUIS COUNTY	TOTAL	PERCENT
02 = BALLOTS CAST - TOTAL ST. LOUIS COUNTY	3,010				31.93
	961				
	01	02	03		
0203 BON3	468	151	32.26		
0221 BON21	938	324	34.54		
0228 BON28	127	37	29.13		
0237 BON37	776	192	24.74		
0238 BON38	644	228	35.40		
0239 BON39	57	29	50.88		

ALDERPERSON FENTON WARD 1			VOTES	PERCENT		
(Vote for ) 1						
01 = PAUL SEEMAYER			158	95.76		
02 = INVALID WRITE-IN			7	4.24		
	01	02				
0237 BON37	158	7				

ALDERPERSON FENTON WARD 2			VOTES	PERCENT	VOTES	PERCENT
(Vote for ) 1						
01 = JOE MAURATH			199	75.09		
02 = MARCUS JEWELL			66	24.91	03 = INVALID WRITE-IN	0
	01	02	03			
0228 BON28	21	16	0			
0238 BON38	178	50	0			

ALDERPERSON FENTON WARD 3			VOTES	PERCENT		
(Vote for ) 1						
01 = REMOVED BY COURT ORDER			0			
02 = BRASSES (94) PRESLAR (60) OF			157	100.00		
	01	02				
0203 BON3	0	131				
0239 BON39	0	26				

ALDERPERSON FENTON WARD 4			VOTES	PERCENT	VOTES	PERCENT
(Vote for ) 1						
01 = RICHARD PATTON			198	62.07		
02 = JIM NOTTELMANN			120	37.62	03 = INVALID WRITE-IN	1 .31
	01	02	03			
0221 BON21	198	120	1			

WE, THE BOARD OF ELECTION COMMISSIONERS OF ST. LOUIS COUNTY, MISSOURI, ACTING AS THE VERIFICATION BOARD PURSUANT TO SECTION 115.507,RSMo, HEREBY CERTIFY THE FOREGOING TO BE A TRUE AND CORRECT ABSTRACT OF VOTES CAST FOR THE CANDIDATES AND ISSUES AT THE MUNICIPAL GENERAL ELECTION HELD IN ST. LOUIS COUNTY, MISSOURI, ON APRIL 3, 2018. IN TESTIMONY WHEREOF, WE HAVE HEREUNTO SET OUR HAND AT OUR OFFICE IN ST. ANN, ST. LOUIS COUNTY, MISSOURI, ON APRIL 17, 2018.

*Sharon Buchanan-McClure*  
 SHARON BUCHANAN-MCCLURE, CHAIR

*Trudi McCollum Foushee*  
 TRUDI MCCOLLUM FOUSHEE, SECRETARY

*Matthew W. Potter*  
 MATTHEW W. POTTER, COMMISSIONER

*Peggy Barnhart*  
 PEGGY BARNHART, COMMISSIONER



	TOTAL	PERCENT		TOTAL	PERCENT
01 = REGISTERED VOTERS - TOTAL ST. LOUIS CO	11,141		03 = VOTER TURNOUT - TOTAL ST. LOUIS COUNTY	2,221	19.94
02 = BALLOTS CAST - TOTAL ST. LOUIS COUNTY	2,221				
	01	02	03		
0702 FER2	485	121	24.95		
0705 FER5	988	315	31.88		
0712 FER12,20	576	152	26.39		
0721 FER21	205	23	11.22		
0731 FER31 NRW25	624	93	14.90		
0732 FER32	672	207	30.80		
0733 FER33	733	236	32.20		
0734 FER34,35	1530	265	17.32		
0738 FER38	577	175	30.33		
2001 NRW1	90	10	11.11		
2007 NRW7,17	1452	222	15.29		
2009 NRW9	18	7	38.89		
2019 NRW19	1116	192	17.20		
2021 NRW21	1169	106	9.07		
2026 NRW26	285	64	22.46		
2027 NRW27	34	1	2.94		
2028 NRW28,32	587	32	5.45		

	VOTES	PERCENT		VOTES	PERCENT
COUNCIL MEMBER FERGUSON WARD 1 (Vote for ) 1					
01 = ELLA JONES	588	53.65			
02 = PAM HARTLEY	507	46.26	03 = INVALID WRITE-IN	1	.09
	01	02	03		
0702 FER2	102	19	0		
0705 FER5	171	143	0		
0712 FER12,20	85	67	0		
0734 FER34,35	117	148	0		
0738 FER38	54	118	1		
2009 NRW9	4	3	0		
2026 NRW26	55	9	0		

	VOTES	PERCENT		VOTES	PERCENT
COUNCIL MEMBER FERGUSON WARD 2 (Vote for ) 1					
01 = LAVERNE MITCHOM	328	39.14			
02 = J. TONI BURROW	502	59.90	03 = INVALID WRITE-IN	8	.95
	01	02	03		
0732 FER32	58	137	5		
0733 FER33	96	138	1		
2007 NRW7,17	100	113	2		
2019 NRW19	74	114	0		

	VOTES	PERCENT		VOTES	PERCENT
COUNCIL MEMBER FERGUSON WARD 3 (Vote for ) 1					
01 = WESLEY BELL	219	92.02			
02 = INVALID WRITE-IN	19	7.98			
	01	02			
0721 FER21	20	3			
0731 FER31 NRW25	74	7			
2001 NRW1	8	1			
2021 NRW21	92	5			
2027 NRW27	1	0			
2028 NRW28,32	24	3			

WE, THE BOARD OF ELECTION COMMISSIONERS OF ST. LOUIS COUNTY, MISSOURI, ACTING AS THE VERIFICATION BOARD PURSUANT TO SECTION 115.507,RSMo, HEREBY CERTIFY THE FOREGOING TO BE A TRUE AND CORRECT ABSTRACT OF VOTES CAST FOR THE CANDIDATES AND ISSUES AT THE MUNICIPAL GENERAL ELECTION HELD IN ST. LOUIS COUNTY, MISSOURI, ON APRIL 3, 2018. IN TESTIMONY WHEREOF, WE HAVE HEREUNTO SET OUR HAND AT OUR OFFICE IN ST. ANN, ST. LOUIS COUNTY, MISSOURI, ON APRIL 17, 2018.

*Sharon Buchanan-McClure*  
 SHARON BUCHANAN-MCCLURE, CHAIR

*Trudi McCollum Foushee*  
 TRUDI MCCOLLUM FOUSHEE, SECRETARY

*Matthew W. Potter*  
 MATTHEW W. POTTER, COMMISSIONER

*Peggy Barnhart*  
 PEGGY BARNHART, COMMISSIONER



01 = REGISTERED VOTERS - TOTAL ST. LOUIS CO	TOTAL	PERCENT	03 = VOTER TURNOUT - TOTAL ST. LOUIS COUNTY	TOTAL	PERCENT
02 = BALLOTS CAST - TOTAL ST. LOUIS COUNTY	383				5.74
	22				
	01	02	03		
2040 NRW40	154	. 9	5.84		
2041 NRW41	229	. 13	5.68		

ALDERPERSON FLORDELL HILLS WARD 1 (Vote for ) 1	VOTES	PERCENT
01 = ARTHUR C. HAMILTON	8	100.00
02 = INVALID WRITE-IN	0	
	01	02
2040 NRW40	8	0

ALDERPERSON FLORDELL HILLS WARD 2 (Vote for ) 1	VOTES	PERCENT
01 = LILLIE MOORE	13	100.00
02 = INVALID WRITE-IN	0	
	01	02
2041 NRW41	13	0

WE, THE BOARD OF ELECTION COMMISSIONERS OF ST. LOUIS COUNTY, MISSOURI, ACTING AS THE VERIFICATION BOARD PURSUANT TO SECTION 115.507, RSMo, HEREBY CERTIFY THE FOREGOING TO BE A TRUE AND CORRECT ABSTRACT OF VOTES CAST FOR THE CANDIDATES AND ISSUES AT THE MUNICIPAL GENERAL ELECTION HELD IN ST. LOUIS COUNTY, MISSOURI, ON APRIL 3, 2018. IN TESTIMONY WHEREOF, WE HAVE HEREUNTO SET OUR HAND AT OUR OFFICE IN ST. ANN, ST. LOUIS COUNTY, MISSOURI, ON APRIL 17, 2018.

*Sharon Buchanan-McClure*  
 SHARON BUCHANAN-MCCLURE, CHAIR

*Trudi McCollum Foushee*  
 TRUDI MCCOLLUM FOUSHEE, SECRETARY

*Matthew W. Potter*  
 MATTHEW W. POTTER, COMMISSIONER

*Peggy Barnhart*  
 PEGGY BARNHART, COMMISSIONER



	TOTAL	PERCENT		TOTAL	PERCENT
01 = REGISTERED VOTERS - TOTAL ST. LOUIS CO	16,553		03 = VOTER TURNOUT - TOTAL ST. LOUIS COUNTY	1,920	11.60
02 = BALLOTS CAST - TOTAL ST. LOUIS COUNTY	1,920				
	01	02	03		
0703 FER3	127	11	8.66		
0711 FER11	277	14	5.05		
0715 FER15	270	39	14.44		
0716 FER16	298	26	8.72		
0723 FER23	366	39	10.66		
0806 FLO6,13	1218	90	7.39		
0807 FLO7,29	869	77	8.86		
0808 FLO8	1192	126	10.57		
0811 FLO11	504	65	12.90		
0817 FLO17 SPL18	1520	168	11.05		
0820 FLO20,31	1004	116	11.55		
0822 FLO22	494	38	7.69		
0823 FLO23	914	68	7.44		
0825 FLO25 LC18	107	19	17.76		
1301 LC1 NW6	439	49	11.16		
1303 LC3	666	143	21.47		
1304 LC4	453	74	16.34		
1305 LC5,19	1324	133	10.05		
1309 LC9	1195	115	9.62		
1324 LC24	281	41	14.59		
1325 LC25	313	49	15.65		
2102 NW2	1270	212	16.69		
2104 NW4	503	96	19.09		
2526 SPL26	949	112	11.80		

	VOTES	PERCENT		VOTES	PERCENT
COUNCIL MEMBER FLORISSANT WARD 1 (Vote for ) 1					
01 = COLLEEN CALLAHAN	187	31.59			
02 = ANDREW HARRIS	405	68.41	03 = INVALID WRITE-IN	0	
	01	02	03		
0825 FLO25 LC18	4	15	0		
1303 LC3	59	84	0		
1304 LC4	28	46	0		
1325 LC25	13	36	0		
2102 NW2	55	157	0		
2104 NW4	28	67	0		

	VOTES	PERCENT		VOTES	PERCENT
COUNCIL MEMBER FLORISSANT WARD 3 (Vote for ) 1					
01 = JOSEPH EAGAN	307	96.54			
02 = INVALID WRITE-IN	11	3.46			
	01	02			
1301 LC1 NW6	47	1			
1305 LC5,19	115	4			
1309 LC9	107	4			
1324 LC24	38	2			

	VOTES	PERCENT		VOTES	PERCENT
COUNCIL MEMBER FLORISSANT WARD 5 (Vote for ) 1					
01 = KEITH SCHILDROTH	321	94.97			
02 = INVALID WRITE-IN	17	5.03			
	01	02			
0703 FER3	10	0			
0711 FER11	12	1			
0808 FLO8	110	3			
0811 FLO11	58	3			
0820 FLO20,31	100	8			
0822 FLO22	31	2			

	VOTES	PERCENT		VOTES	PERCENT
COUNCIL MEMBER FLORISSANT WARD 7 (Vote for ) 1					
01 = JACKIE BOND PAGANO	246	97.23			
02 = INVALID WRITE-IN	7	2.77			
	01	02			
0715 FER15	32	1			
0716 FER16	23	0			
0723 FER23	36	0			
0806 FLO6,13	86	2			
0807 FLO7,29	69	4			

	VOTES	PERCENT		VOTES	PERCENT
COUNCIL MEMBER FLORISSANT WARD 9 (Vote for ) 1					
01 = TOMMY SIAM	292	95.42			
02 = INVALID WRITE-IN	14	4.58			
	01	02			
0817 FLO17 SPL18	136	6			
0823 FLO23	58	4			
2526 SPL26	98	4			




-----  
WE, THE BOARD OF ELECTION COMMISSIONERS OF ST. LOUIS COUNTY, MISSOURI, ACTING AS THE VERIFICATION BOARD PURSUANT TO SECTION 115.507, RSMo, HEREBY CERTIFY THE FOREGOING TO BE A TRUE AND CORRECT ABSTRACT OF VOTES CAST FOR THE CANDIDATES AND ISSUES AT THE MUNICIPAL GENERAL ELECTION HELD IN ST. LOUIS COUNTY, MISSOURI, ON APRIL 3, 2018. IN TESTIMONY WHEREOF, WE HAVE HEREUNTO SET OUR HAND AT OUR OFFICE IN ST. ANN, ST. LOUIS COUNTY, MISSOURI, ON APRIL 17, 2018.



SHARON BUCHANAN-MCCLURE, CHAIR



TRUDI MCCOLLUM FOUSHEE, SECRETARY



MATTHEW W. POTTER, COMMISSIONER



PEGGY BARNHART, COMMISSIONER



01 = REGISTERED VOTERS - TOTAL ST. LOUIS CO	TOTAL	PERCENT	03 = VOTER TURNOUT - TOTAL ST. LOUIS COUNTY	TOTAL	PERCENT
02 = BALLOTS CAST - TOTAL ST. LOUIS COUNTY	2,884			23.68	
	683				
	01	02	03		
0327 CC27	999	226	22.62		
1831 MR31,51	918	199	21.68		
1834 MR34	481	125	25.99		
1846 MR46	486	133	27.37		

ALDERPERSON FRONTENAC WARD 1 (Vote for ) 1	VOTES	PERCENT	03 = INVALID WRITE-IN	VOTES	PERCENT
01 = BRIAN WARNER	160	69.57		7	3.04
02 = JERRY FRIEDMAN	63	27.39			
	01	02	03		
1834 MR34	79	23	4		
1846 MR46	81	40	3		

ALDERPERSON FRONTENAC WARD 2 (Vote for ) 1	VOTES	PERCENT			
01 = JAMIE GRIESEDECK	184	97.35			
02 = INVALID WRITE-IN	5	2.65			
	01	02			
0327 CC27	184	5			

ALDERPERSON FRONTENAC WARD 3 (Vote for ) 1	VOTES	PERCENT			
01 = DAVID BRAY	149	95.51			
02 = INVALID WRITE-IN	7	4.49			
	01	02			
1831 MR31,51	149	7			

FRONTENAC - PROPOSITION A ** (PROPERTY TAX - GENERAL PURPOSES) ** (Vote for ) 1	VOTES	PERCENT			
01 = YES	315	46.19			
02 = NO	367	53.81			
	01	02			
0327 CC27	111	114			
1831 MR31,51	76	123			
1834 MR34	61	64			
1846 MR46	67	66			

WE, THE BOARD OF ELECTION COMMISSIONERS OF ST. LOUIS COUNTY, MISSOURI, ACTING AS THE VERIFICATION BOARD PURSUANT TO SECTION 115.507, RSMo, HEREBY CERTIFY THE FOREGOING TO BE A TRUE AND CORRECT ABSTRACT OF VOTES CAST FOR THE CANDIDATES AND ISSUES AT THE MUNICIPAL GENERAL ELECTION HELD IN ST. LOUIS COUNTY, MISSOURI, ON APRIL 3, 2018. IN TESTIMONY WHEREOF, WE HAVE HEREUNTO SET OUR HAND AT OUR OFFICE IN ST. ANN, ST. LOUIS COUNTY, MISSOURI, ON APRIL 17, 2018.






SHARON BUCHANAN-MCCLURE, CHAIR      TRUDI MCCOLLUM FOUSHEE, SECRETARY      MATTHEW W. POTTER, COMMISSIONER      PEGGY BARNHART, COMMISSIONER



VILLAGE OF GLEN ECHO PARK  
 RUN DATE:04/16/18 07:02 PM


GENERAL MUNICIPAL ELECTION  
 ST. LOUIS COUNTY, MISSOURI  
 TUESDAY, APRIL 3, 2018


OFFICIAL FINAL RESULTS


	TOTAL	PERCENT		TOTAL	PERCENT
01 = REGISTERED VOTERS - TOTAL ST. LOUIS CO	97		03 = VOTER TURNOUT - TOTAL ST. LOUIS COUNTY	17	17.53
02 = BALLOTS CAST - TOTAL ST. LOUIS COUNTY	17				
	01	02	03		
1940 NOR40	97	17	17.53		


	VOTES	PERCENT		VOTES	PERCENT
TRUSTEE GLEN ECHO PARK (Vote for ) 2					
01 = VICTORIA VALLE	15	46.88	03 = INVALID WRITE-IN	2	6.25
02 = TREVA GAGE	15	46.88			
	01	02	03		
1940 NOR40	15	15	2		

WE, THE BOARD OF ELECTION COMMISSIONERS OF ST. LOUIS COUNTY, MISSOURI, ACTING AS THE VERIFICATION BOARD PURSUANT TO SECTION 115.507, RSMo, HEREBY CERTIFY THE FOREGOING TO BE A TRUE AND CORRECT ABSTRACT OF VOTES CAST FOR THE CANDIDATES AND ISSUES AT THE MUNICIPAL GENERAL ELECTION HELD IN ST. LOUIS COUNTY, MISSOURI, ON APRIL 3, 2018. IN TESTIMONY WHEREOF, WE HAVE HEREUNTO SET OUR HAND AT OUR OFFICE IN ST. ANN, ST. LOUIS COUNTY, MISSOURI, ON APRIL 17, 2018.

  
 SHARON BUCHANAN-MCCLURE, CHAIR

  
 TRUDI MCCOLLUM FOUSHEE, SECRETARY

  
 MATTHEW W. POTTER, COMMISSIONER

  
 PEGGY BARNHART, COMMISSIONER



01 = REGISTERED VOTERS - TOTAL ST. LOUIS CO	TOTAL	PERCENT	03 = VOTER TURNOUT - TOTAL ST. LOUIS COUNTY	TOTAL	PERCENT
02 = BALLOTS CAST - TOTAL ST. LOUIS COUNTY	4,555				11.42
	520				
	01	02	03		
1102 JEF2,33	226	. . 2	.88		
1132 JEF32	1487	. 193	12.98		
1134 JEF34	1091	. 138	12.65		
1135 JEF35	77	. . 4	5.19		
1136 JEF36	310	. 12	3.87		
1137 JEF37	1364	. 171	12.54		

ALDERPERSON GLENDALE WARD 1 (Vote for ) 1	VOTES	PERCENT
01 = THOMAS M. SCHOEMEHL	171	97.16
02 = INVALID WRITE-IN	5	2.84
	01	02
1132 JEF32	167	5
1135 JEF35	4	0

ALDERPERSON GLENDALE WARD 2 (Vote for ) 1	VOTES	PERCENT
01 = AARON C. NAUMAN	149	94.30
02 = INVALID WRITE-IN	9	5.70
	01	02
1102 JEF2,33	2	0
1137 JEF37	147	9

ALDERPERSON GLENDALE WARD 3 (Vote for ) 1	VOTES	PERCENT
01 = BERRY R. LANE	132	96.35
02 = INVALID WRITE-IN	5	3.65
	01	02
1134 JEF34	120	5
1136 JEF36	12	0

WE, THE BOARD OF ELECTION COMMISSIONERS OF ST. LOUIS COUNTY, MISSOURI, ACTING AS THE VERIFICATION BOARD PURSUANT TO SECTION 115.507,RSMo, HEREBY CERTIFY THE FOREGOING TO BE A TRUE AND CORRECT ABSTRACT OF VOTES CAST FOR THE CANDIDATES AND ISSUES AT THE MUNICIPAL GENERAL ELECTION HELD IN ST. LOUIS COUNTY, MISSOURI, ON APRIL 3, 2018. IN TESTIMONY WHEREOF, WE HAVE HEREUNTO SET OUR HAND AT OUR OFFICE IN ST. ANN, ST. LOUIS COUNTY, MISSOURI, ON APRIL 17, 2018.

*Sharon Buchanan-McClure*  
 SHARON BUCHANAN-MCCLURE, CHAIR

*Trudi McCollum Foushee*  
 TRUDI MCCOLLUM FOUSHEE, SECRETARY

*Matthew W. Potter*  
 MATTHEW W. POTTER, COMMISSIONER

*Peggy Barnhart*  
 PEGGY BARNHART, COMMISSIONER



CITY OF GREENDALE  
 RUN DATE:04/16/18 07:03 PM


GENERAL MUNICIPAL ELECTION  
 ST. LOUIS COUNTY, MISSOURI  
 TUESDAY, APRIL 3, 2018


OFFICIAL FINAL RESULTS


	TOTAL	PERCENT		TOTAL	PERCENT
01 = REGISTERED VOTERS - TOTAL ST. LOUIS CO	457		03 = VOTER TURNOUT - TOTAL ST. LOUIS COUNTY		12.69
02 = BALLOTS CAST - TOTAL ST. LOUIS COUNTY	58				
	01	02	03		
1916 NOR16	457	58	12.69		


	VOTES	PERCENT		VOTES	PERCENT
ALDERPERSON-AT-LARGE GREENDALE (Vote for ) 2			03 = INVALID WRITE-IN	0	
01 = TIFFANY GRAHAM	46	56.10			
02 = DEBRA S. MILLENDER	36	43.90			
	01	02	03		
1916 NOR16	46	36	0		

WE, THE BOARD OF ELECTION COMMISSIONERS OF ST. LOUIS COUNTY, MISSOURI, ACTING AS THE VERIFICATION BOARD PURSUANT TO SECTION 115.507, RSMo, HEREBY CERTIFY THE FOREGOING TO BE A TRUE AND CORRECT ABSTRACT OF VOTES CAST FOR THE CANDIDATES AND ISSUES AT THE MUNICIPAL GENERAL ELECTION HELD IN ST. LOUIS COUNTY, MISSOURI, ON APRIL 3, 2018. IN TESTIMONY WHEREOF, WE HAVE HEREUNTO SET OUR HAND AT OUR OFFICE IN ST. ANN, ST. LOUIS COUNTY, MISSOURI, ON APRIL 17, 2018.

  
 SHARON BUCHANAN-MCCLURE, CHAIR

  
 TRUDI MCCOLLUM FOUSHEE, SECRETARY

  
 MATTHEW W. POTTER, COMMISSIONER

  
 PEGGY BARNHART, COMMISSIONER



VILLAGE OF HANLEY HILLS  
 RUN DATE:04/16/18 07:03 PM

GENERAL MUNICIPAL ELECTION  
 ST. LOUIS COUNTY, MISSOURI  
 TUESDAY, APRIL 3, 2018





OFFICIAL FINAL RESULTS

01 = REGISTERED VOTERS - TOTAL ST. LOUIS CO	TOTAL	PERCENT	03 = VOTER TURNOUT - TOTAL ST. LOUIS COUNTY	TOTAL	PERCENT
02 = BALLOTS CAST - TOTAL ST. LOUIS COUNTY	1,217				9.78
	119				
	01	02	03		
2736 UNV36	1217	.119	9.78		

	VOTES				PERCENT				VOTES				PERCENT			
TRUSTEE HANLEY HILLS																
(Vote for ) 4																
01 = TIRAN GREER	58	16.38					41	11.58								
02 = SADIE PENNINGTON	43	12.15					58	16.38								
03 = JEFFREY WALTON	74	20.90					05 = MATTHEW HILL									
04 = ANNETTE HARRISON	75	21.19					06 = HELENA TAYLOR									
								07 = INVALID WRITE-IN	5	1.41						
	01	02	03	04	05	06	07									
2736 UNV36	58	43	74	75	41	58	5									

	VOTES		PERCENT	
TRUSTEE HANLEY HILLS				
** (UNEXPIRED TERM) **				
(Vote for ) 1				
01 = GREGORY L. ROBINSON	84	98.82		
02 = INVALID WRITE-IN	1	1.18		
	01	02		
2736 UNV36	84	1		

WE, THE BOARD OF ELECTION COMMISSIONERS OF ST. LOUIS COUNTY, MISSOURI, ACTING AS THE VERIFICATION BOARD PURSUANT TO SECTION 115.507, RSMo, HEREBY CERTIFY THE FOREGOING TO BE A TRUE AND CORRECT ABSTRACT OF VOTES CAST FOR THE CANDIDATES AND ISSUES AT THE MUNICIPAL GENERAL ELECTION HELD IN ST. LOUIS COUNTY, MISSOURI, ON APRIL 3, 2018. IN TESTIMONY WHEREOF, WE HAVE HEREUNTO SET OUR HAND AT OUR OFFICE IN ST. ANN, ST. LOUIS COUNTY, MISSOURI, ON APRIL 17, 2018.

			
SHARON BUCHANAN-MCCLURE, CHAIR	TRUDI MCCOLLUM FOUSHEE, SECRETARY	MATTHEW W. POTTER, COMMISSIONER	PEGGY BARNHART, COMMISSIONER



	TOTAL	PERCENT		TOTAL	PERCENT
01 = REGISTERED VOTERS - TOTAL ST. LOUIS CO	14,473		03 = VOTER TURNOUT - TOTAL ST. LOUIS COUNTY	2,403	16.60
02 = BALLOTS CAST - TOTAL ST. LOUIS COUNTY	2,403				
	01	02	03		
0119 AP19	938	129	13.75		
0134 AP34 FER1,26	1237	121	9.78		
0724 FER24	752	58	7.71		
0826 FLO26,28 LC16	858	127	14.80		
0830 FLO30	655	44	6.72		
1311 LC11,13,23	1492	277	18.57		
1315 LC15	1150	242	21.04		
1329 LC29 NW7	1057	206	19.49		
2105 NW5	3	0	.00		
2109 NW9,22,46	1384	295	21.32		
2118 NW18,24,25,30	867	144	16.61		
2123 NW23,34,45	1417	272	19.20		
2140 NW40	972	219	22.53		
2141 NW41,48	1691	269	15.91		

MAYOR HAZELWOOD			VOTES	PERCENT				VOTES	PERCENT
(Vote for ) 1									
01 = JEFFREY M. CHANEY			869	36.56					
02 = MATTHEW G. ROBINSON			1,502	63.19	03 = INVALID WRITE-IN	6	.25		
	01	02	03						
0119 AP19	49	79	0						
0134 AP34 FER1,26	40	81	0						
0724 FER24	35	23	0						
0826 FLO26,28 LC16	39	86	0						
0830 FLO30	23	21	0						
1311 LC11,13,23	84	193	0						
1315 LC15	84	155	1						
1329 LC29 NW7	47	155	1						
2105 NW5	0	0	0						
2109 NW9,22,46	90	198	2						
2118 NW18,24,25,30	75	68	0						
2123 NW23,34,45	63	206	0						
2140 NW40	52	160	1						
2141 NW41,48	188	77	1						

WE, THE BOARD OF ELECTION COMMISSIONERS OF ST. LOUIS COUNTY, MISSOURI, ACTING AS THE VERIFICATION BOARD PURSUANT TO SECTION 115.507,RSMo, HEREBY CERTIFY THE FOREGOING TO BE A TRUE AND CORRECT ABSTRACT OF VOTES CAST FOR THE CANDIDATES AND ISSUES AT THE MUNICIPAL GENERAL ELECTION HELD IN ST. LOUIS COUNTY, MISSOURI, ON APRIL 3, 2018. IN TESTIMONY WHEREOF, WE HAVE HEREUNTO SET OUR HAND AT OUR OFFICE IN ST. ANN, ST. LOUIS COUNTY, MISSOURI, ON APRIL 17, 2018.

  
 SHARON BUCHANAN-MCCLURE, CHAIR

  
 TRUDI MCCOLLUM FOUSHEE, SECRETARY

  
 MATTHEW W. POTTER, COMMISSIONER

  
 PEGGY BARNHART, COMMISSIONER



VILLAGE OF HILLSDALE  
 RUN DATE:04/16/18 07:04 PM

GENERAL MUNICIPAL ELECTION  
 ST. LOUIS COUNTY, MISSOURI  
 TUESDAY, APRIL 3, 2018

OFFICIAL FINAL RESULTS

01 = REGISTERED VOTERS - TOTAL ST. LOUIS CO	TOTAL	PERCENT	03 = VOTER TURNOUT - TOTAL ST. LOUIS COUNTY	TOTAL	PERCENT
02 = BALLOTS CAST - TOTAL ST. LOUIS COUNTY	718				9.33
	67				
	-----				
	01	02	03		
	-----	-----	-----		
2737 UNV37	718	67	9.33		

TRUSTEE HILLSDALE (Vote for ) 3	VOTES	PERCENT		VOTES	PERCENT
01 = DOROTHY MOORE	56	35.67	03 = KESHA WHITLEY	48	30.57
02 = JON ROSS	50	31.85	04 = INVALID WRITE-IN	3	1.91
	-----				
	01	02	03	04	
	-----	-----	-----	-----	
2737 UNV37	56	50	48	3	

WE, THE BOARD OF ELECTION COMMISSIONERS OF ST. LOUIS COUNTY, MISSOURI, ACTING AS THE VERIFICATION BOARD PURSUANT TO SECTION 115.507, RSMo, HEREBY CERTIFY THE FOREGOING TO BE A TRUE AND CORRECT ABSTRACT OF VOTES CAST FOR THE CANDIDATES AND ISSUES AT THE MUNICIPAL GENERAL ELECTION HELD IN ST. LOUIS COUNTY, MISSOURI, ON APRIL 3, 2018. IN TESTIMONY WHEREOF, WE HAVE HEREUNTO SET OUR HAND AT OUR OFFICE IN ST. ANN, ST. LOUIS COUNTY, MISSOURI, ON APRIL 17, 2018.

*Sharon Buchanan-McClure*  
 SHARON BUCHANAN-MCCLURE, CHAIR

*Trudi McCollum Foushee*  
 TRUDI MCCOLLUM FOUSHEE, SECRETARY

*Matthew W. Potter*  
 MATTHEW W. POTTER, COMMISSIONER

*Peggy Barnhart*  
 PEGGY BARNHART, COMMISSIONER





CITY OF HUNTLEIGH  
 RUN DATE:04/16/18 07:04 PM

GENERAL MUNICIPAL ELECTION  
 ST. LOUIS COUNTY, MISSOURI  
 TUESDAY, APRIL 3, 2018

OFFICIAL FINAL RESULTS

	TOTAL	PERCENT		TOTAL	PERCENT
01 = REGISTERED VOTERS - TOTAL ST. LOUIS CO	324		03 = VOTER TURNOUT - TOTAL ST. LOUIS COUNTY	35	10.80
02 = BALLOTS CAST - TOTAL ST. LOUIS COUNTY	35				
	01	02	03		
0534 CLA34	92	14	15.22		
0536 CLA36	67	9	13.43		
0549 CLA49	165	12	7.27		

	VOTES	PERCENT
MAYOR HUNTLEIGH (Vote for ) 1		
01 = RICHARD L. NIX, JR.	31	88.57
02 = INVALID WRITE-IN	4	11.43
	01	02
0534 CLA34	14	0
0536 CLA36	6	3
0549 CLA49	11	1

	VOTES	PERCENT
ALDERPERSON HUNTLEIGH WARD 1 (Vote for ) 1		
01 = JOHN RYAN	7	87.50
02 = INVALID WRITE-IN	1	12.50
	01	02
0536 CLA36	7	1

	VOTES	PERCENT
ALDERPERSON HUNTLEIGH WARD 2 (Vote for ) 1		
01 = STEVE NOLES	25	100.00
02 = INVALID WRITE-IN	0	
	01	02
0534 CLA34	13	0
0549 CLA49	12	0

WE, THE BOARD OF ELECTION COMMISSIONERS OF ST. LOUIS COUNTY, MISSOURI, ACTING AS THE VERIFICATION BOARD PURSUANT TO SECTION 115.507, RSMo, HEREBY CERTIFY THE FOREGOING TO BE A TRUE AND CORRECT ABSTRACT OF VOTES CAST FOR THE CANDIDATES AND ISSUES AT THE MUNICIPAL GENERAL ELECTION HELD IN ST. LOUIS COUNTY, MISSOURI, ON APRIL 3, 2018. IN TESTIMONY WHEREOF, WE HAVE HEREUNTO SET OUR HAND AT OUR OFFICE IN ST. ANN, ST. LOUIS COUNTY, MISSOURI, ON APRIL 17, 2018.

  
 SHARON BUCHANAN-MCCLURE, CHAIR

  
 TRUDI MCCOLLUM FOUSHEE, SECRETARY

  
 MATTHEW W. POTTER, COMMISSIONER

  
 PEGGY BARNHART, COMMISSIONER



	TOTAL	PERCENT		TOTAL	PERCENT
01 = REGISTERED VOTERS - TOTAL ST. LOUIS CO	7,744		03 = VOTER TURNOUT - TOTAL ST. LOUIS COUNTY		10.60
02 = BALLOTS CAST - TOTAL ST. LOUIS COUNTY	821				
	01	02	03		
1908 NOR8	11	0	.00		
1934 NOR34	1	0	.00		
1944 NOR44	536	28	5.22		
1945 NOR45	909	59	6.49		
1948 NOR48,51	530	22	4.15		
2010 NRW10,11	1002	194	19.36		
2012 NRW12,20,24,38	326	30	9.20		
2013 NRW13	470	82	17.45		
2014 NRW14,34	90	9	10.00		
2016 NRW16	0	0	.00		
2018 NRW18	518	46	8.88		
2030 NRW30,36	794	62	7.81		
2031 NRW31	11	4	36.36		
2033 NRW33,37	572	53	9.27		
2042 NRW42,52	1095	164	14.98		
2047 NRW47,49	879	68	7.74		

COUNCIL MEMBER JENNINGS WARD 1			VOTES	PERCENT	COUNCIL MEMBER JENNINGS WARD 1			VOTES	PERCENT
(Vote for ) 1					(Vote for ) 1				
01 = ALLAN STICHNOTE			107	53.77	03 = INVALID WRITE-IN			3	1.51
02 = YOLONDA FOUNTAIN HENDERSON			89	44.72					
	01	02	03						
2013 NRW13	45	34	1						
2014 NRW14,34	5	3	0						
2018 NRW18	24	20	1						
2030 NRW30,36	29	32	1						
2031 NRW31	4	0	0						

COUNCIL MEMBER JENNINGS WARD 2			VOTES	PERCENT	COUNCIL MEMBER JENNINGS WARD 2			VOTES	PERCENT
(Vote for ) 1					(Vote for ) 1				
01 = FRANCINE DUGGER			205	53.95	03 = DEMETRA A. LAMBERT			109	28.68
02 = YOLONDA (YONNEE) FORTSON			65	17.11	04 = INVALID WRITE-IN			1	.26
	01	02	03	04					
2010 NRW10,11	95	30	65	0					
2012 NRW12,20,24,38	12	9	8	0					
2016 NRW16	0	0	0	0					
2042 NRW42,52	98	26	36	1					

COUNCIL MEMBER JENNINGS WARD 3			VOTES	PERCENT	COUNCIL MEMBER JENNINGS WARD 3			VOTES	PERCENT
(Vote for ) 1					(Vote for ) 1				
01 = PHYLLIS R. ANDERSON			98	93.33	02 = INVALID WRITE-IN			7	6.67
02 = INVALID WRITE-IN			7	6.67					
	01	02							
1934 NOR34	0	0							
1945 NOR45	41	5							
2047 NRW47,49	57	2							

COUNCIL MEMBER JENNINGS WARD 4			VOTES	PERCENT	COUNCIL MEMBER JENNINGS WARD 4			VOTES	PERCENT
(Vote for ) 1					(Vote for ) 1				
01 = RODNEY EPPS			80	84.21	02 = CLARENCE BRITTON, JR (4) OF			15	15.79
02 = CLARENCE BRITTON, JR (4) OF			15	15.79					
	01	02							
1908 NOR8	0	0							
1944 NOR44	24	3							
1948 NOR48,51	16	3							
2033 NRW33,37	40	9							

JENNINGS - PROPOSITION U			VOTES	PERCENT	JENNINGS - PROPOSITION U			VOTES	PERCENT
** (LOCAL USE TAX) **					** (LOCAL USE TAX) **				
(Vote for ) 1					(Vote for ) 1				
01 = YES			260	33.64	02 = NO			513	66.36
02 = NO			513	66.36					
	01	02							
1908 NOR8	0	0							
1934 NOR34	0	0							
1944 NOR44	11	16							
1945 NOR45	17	39							
1948 NOR48,51	9	10							
2010 NRW10,11	66	110							
2012 NRW12,20,24,38	10	20							
2013 NRW13	21	58							
2014 NRW14,34	4	5							
2016 NRW16	0	0							
2018 NRW18	22	24							
2030 NRW30,36	13	45							
2031 NRW31	2	2							
2033 NRW33,37	19	30							
2042 NRW42,52	53	106							

=====

WE, THE BOARD OF ELECTION COMMISSIONERS OF ST. LOUIS COUNTY, MISSOURI, ACTING AS THE VERIFICATION BOARD PURSUANT TO SECTION 115.507,RSMo, HEREBY CERTIFY THE FOREGOING TO BE A TRUE AND CORRECT ABSTRACT OF VOTES CAST FOR THE CANDIDATES AND ISSUES AT THE MUNICIPAL GENERAL ELECTION HELD IN ST. LOUIS COUNTY, MISSOURI, ON APRIL 3, 2018. IN TESTIMONY WHEREOF, WE HAVE HEREUNTO SET OUR HAND AT OUR OFFICE IN ST. ANN, ST. LOUIS COUNTY, MISSOURI, ON APRIL 17, 2018.




SHARON BUCHANAN-MCCLURE, CHAIR



TRUDI MCCOLLUM FOUSHEE, SECRETARY



MATTHEW W. POTTER, COMMISSIONER



PEGGY BARNHART, COMMISSIONER



	TOTAL	PERCENT		TOTAL	PERCENT
01 = REGISTERED VOTERS - TOTAL ST. LOUIS CO	21,088		03 = VOTER TURNOUT - TOTAL ST. LOUIS COUNTY	5,611	26.61
02 = BALLOTS CAST - TOTAL ST. LOUIS COUNTY	5,611				

	01	02	03
0201 BON1,2,4,18	2659	731	27.49
0205 BON5,24,36	2432	613	25.21
0206 BON6	1590	505	31.76
0207 BON7,8,22	1491	457	30.65
0209 BON9	1757	520	29.60
0211 BON11,33	1217	337	27.69
0212 BON12	1643	510	31.04
0213 BON13,23,29	1867	525	28.12
0214 BON14,17	561	36	6.42
0219 BON19,CLA15	1369	340	24.84
0226 BON26	188	53	28.19
0227 BON27,34	1329	264	19.86
0231 BON31,32	1903	477	25.07
0506 CLA6	1082	243	22.46

COUNCIL MEMBER KIRKWOOD					VOTES	PERCENT						VOTES	PERCENT
(Vote for ) 3													
01 = CATHERINE (KARA) WURTZ					3,412	25.19							
02 = MARK ZIMMER					3,454	25.50	04 = WALLACE WARD					3,873	28.59
03 = JOSH LOEFFLER					2,730	20.15	05 = INVALID WRITE-IN					77	.57

	01	02	03	04	05
0201 BON1,2,4,18	423	459	392	485	13
0205 BON5,24,36	387	373	280	430	6
0206 BON6	287	303	258	354	6
0207 BON7,8,22	275	302	227	321	5
0209 BON9	284	329	260	366	5
0211 BON11,33	203	210	142	236	15
0212 BON12	337	298	238	385	8
0213 BON13,23,29	328	308	243	384	8
0214 BON14,17	22	15	14	24	0
0219 BON19,CLA15	226	214	165	215	3
0226 BON26	37	41	23	37	1
0227 BON27,34	176	157	108	181	0
0231 BON31,32	299	275	262	304	6
0506 CLA6	128	170	118	151	1

KIRKWOOD - PROPOSITION R					VOTES	PERCENT
**(CHARTER REPEAL - POLICE & FIRE RETIREMENT)**						
(Vote for ) 1						
01 = YES					1,378	25.31
02 = NO					4,067	74.69

	01	02
0201 BON1,2,4,18	175	532
0205 BON5,24,36	151	440
0206 BON6	121	369
0207 BON7,8,22	112	331
0209 BON9	118	388
0211 BON11,33	90	241
0212 BON12	132	361
0213 BON13,23,29	150	363
0214 BON14,17	9	27
0219 BON19,CLA15	78	254
0226 BON26	11	41
0227 BON27,34	53	199
0231 BON31,32	117	346
0506 CLA6	61	175

WE, THE BOARD OF ELECTION COMMISSIONERS OF ST. LOUIS COUNTY, MISSOURI, ACTING AS THE VERIFICATION BOARD PURSUANT TO SECTION 115.507,RSMo, HEREBY CERTIFY THE FOREGOING TO BE A TRUE AND CORRECT ABSTRACT OF VOTES CAST FOR THE CANDIDATES AND ISSUES AT THE MUNICIPAL GENERAL ELECTION HELD IN ST. LOUIS COUNTY, MISSOURI, ON APRIL 3, 2018. IN TESTIMONY WHEREOF, WE HAVE HEREUNTO SET OUR HAND AT OUR OFFICE IN ST. ANN, ST. LOUIS COUNTY, MISSOURI, ON APRIL 17, 2018.

*Sharon Buchanan-McClure*  
 SHARON BUCHANAN-MCCLURE, CHAIR

*Trudi McCollum Foushee*  
 TRUDI MCCOLLUM FOUSHEE, SECRETARY

*Matthew W. Potter*  
 MATTHEW W. POTTER, COMMISSIONER

*Peggy Barnhart*  
 PEGGY BARNHART, COMMISSIONER



	TOTAL	PERCENT		TOTAL	PERCENT
01 = REGISTERED VOTERS - TOTAL ST. LOUIS CO	6,892		03 = VOTER TURNOUT - TOTAL ST. LOUIS COUNTY	736	10.68
02 = BALLOTS CAST - TOTAL ST. LOUIS COUNTY	736				
	01	02	03		
0315 CC15 CLA16,26	1247	124	9.94		
0319 CC19,24	996	102	10.24		
0334 CC34 CLA25,40	978	78	7.98		
0507 CLA7	428	47	10.98		
0512 CLA12	370	42	11.35		
0513 CLA13,14,47	1387	178	12.83		
0524 CLA24	419	50	11.93		
0528 CLA28	154	23	14.94		
0537 CLA37	913	92	10.08		


	VOTES	PERCENT
COUNCIL MEMBER LADUE WARD 1 (Vote for ) 1		
01 = STACEY KAMPS	220	97.78
02 = INVALID WRITE-IN	5	2.22
	01	02
0507 CLA7	38	1
0513 CLA13,14,47	147	3
0524 CLA24	35	1


	VOTES	PERCENT
COUNCIL MEMBER LADUE WARD 2 (Vote for ) 1		
01 = PATRICK W. HENSLEY	199	97.07
02 = INVALID WRITE-IN	6	2.93
	01	02
0315 CC15 CLA16,26	94	3
0319 CC19,24	87	2
0528 CLA28	18	1


	VOTES	PERCENT
COUNCIL MEMBER LADUE WARD 3 (Vote for ) 1		
01 = HAROLD R. BURROUGHS	166	95.95
02 = INVALID WRITE-IN	7	4.05
	01	02
0334 CC34 CLA25,40	57	2
0512 CLA12	37	2
0537 CLA37	72	3


	VOTES	PERCENT
LADUE - PROPOSITION A ** (OUT OF STATE SALES TAX - CONTINUATION) ** (Vote for ) 1		
01 = YES	639	87.30
02 = NO	93	12.70
	01	02
0315 CC15 CLA16,26	113	10
0319 CC19,24	95	7
0334 CC34 CLA25,40	66	12
0507 CLA7	41	6
0512 CLA12	32	9
0513 CLA13,14,47	158	19
0524 CLA24	45	5
0528 CLA28	21	2
0537 CLA37	68	23

WE, THE BOARD OF ELECTION COMMISSIONERS OF ST. LOUIS COUNTY, MISSOURI, ACTING AS THE VERIFICATION BOARD PURSUANT TO SECTION 115.507,RSMo, HEREBY CERTIFY THE FOREGOING TO BE A TRUE AND CORRECT ABSTRACT OF VOTES CAST FOR THE CANDIDATES AND ISSUES AT THE MUNICIPAL GENERAL ELECTION HELD IN ST. LOUIS COUNTY, MISSOURI, ON APRIL 3, 2018. IN TESTIMONY WHEREOF, WE HAVE HEREUNTO SET OUR HAND AT OUR OFFICE IN ST. ANN, ST. LOUIS COUNTY, MISSOURI, ON APRIL 17, 2018.

  
 SHARON BUCHANAN-MCCLURE, CHAIR

  
 TRUDI MCCOLLUM FOUSHEE, SECRETARY

  
 MATTHEW W. POTTER, COMMISSIONER

  
 PEGGY BARNHART, COMMISSIONER



		TOTAL	PERCENT			TOTAL	PERCENT
01 = REGISTERED VOTERS - TOTAL ST. LOUIS CO		816		03 = VOTER TURNOUT - TOTAL ST. LOUIS COUNTY			4.66
02 = BALLOTS CAST - TOTAL ST. LOUIS COUNTY		38					
		01	02			03	
0626	CON26	180	. 8	4.44			
0636	CON36	364	. 11	3.02			
0637	CON37	272	. 19	6.99			

		VOTES	PERCENT
MAYOR LAKESHIRE (Vote for ) 1			
01 = TIMOTHY A. SEHER		31	93.94
02 = INVALID WRITE-IN		2	6.06
		01	02
0626	CON26	8	0
0636	CON36	9	1
0637	CON37	14	1

		VOTES	PERCENT
ALDERPERSON LAKESHIRE WARD 1 (Vote for ) 1			
01 = ROBERT A. BILZING		9	90.00
02 = INVALID WRITE-IN		1	10.00
		01	02
0636	CON36	9	1

		VOTES	PERCENT
ALDERPERSON LAKESHIRE WARD 2 (Vote for ) 1			
01 = STEVEN A. ZUMWALT		15	93.75
02 = INVALID WRITE-IN		1	6.25
		01	02
0637	CON37	15	1

		VOTES	PERCENT
ALDERPERSON LAKESHIRE WARD 3 (Vote for ) 1			
01 = EBONY SHEROD		7	100.00
02 = INVALID WRITE-IN		0	
		01	02
0626	CON26	7	0

WE, THE BOARD OF ELECTION COMMISSIONERS OF ST. LOUIS COUNTY, MISSOURI, ACTING AS THE VERIFICATION BOARD PURSUANT TO SECTION 115.507, RSMo, HEREBY CERTIFY THE FOREGOING TO BE A TRUE AND CORRECT ABSTRACT OF VOTES CAST FOR THE CANDIDATES AND ISSUES AT THE MUNICIPAL GENERAL ELECTION HELD IN ST. LOUIS COUNTY, MISSOURI, ON APRIL 3, 2018. IN TESTIMONY WHEREOF, WE HAVE HEREUNTO SET OUR HAND AT OUR OFFICE IN ST. ANN, ST. LOUIS COUNTY, MISSOURI, ON APRIL 17, 2018.






SHARON BUCHANAN-MCCLURE, CHAIR      TRUDI MCCOLLUM FOUSHEE, SECRETARY      MATTHEW W. POTTER, COMMISSIONER      PEGGY BARNHART, COMMISSIONER



VILLAGE OF MACKENZIE  
 RUN DATE:04/16/18 07:07 PM

GENERAL MUNICIPAL ELECTION  
 ST. LOUIS COUNTY, MISSOURI  
 TUESDAY, APRIL 3, 2018

OFFICIAL FINAL RESULTS

01 = REGISTERED VOTERS - TOTAL ST. LOUIS CO	TOTAL	PERCENT	03 = VOTER TURNOUT - TOTAL ST. LOUIS COUNTY	TOTAL	PERCENT
02 = BALLOTS CAST - TOTAL ST. LOUIS COUNTY	85			38.82	
	33				
	-----				
	01	02	03		
	-----				
0939 GRA39	85	.	33	38.82	
	=====				

		VOTES	PERCENT		VOTES	PERCENT
TRUSTEE MACKENZIE						
(Vote for ) 2						
01 = ADINA JOHNSON		17	38.64	03 = INVALID WRITE-IN	16	36.36
02 = DOROTHY BERRY		11	25.00			
		-----				
		01	02	03		
		-----				
0939 GRA39		17	11	16		
	=====					

		VOTES	PERCENT	
MACKENZIE - PROPOSITION A				
** (DISSOLVE CITY)**				
(Vote for ) 1				
01 = YES		18	54.55	
02 = NO		15	45.45	
		-----		
		01	02	
		-----		
0939 GRA39		18	15	
	=====			

WE, THE BOARD OF ELECTION COMMISSIONERS OF ST. LOUIS COUNTY, MISSOURI, ACTING AS THE VERIFICATION BOARD PURSUANT TO SECTION 115.507, RSMo, HEREBY CERTIFY THE FOREGOING TO BE A TRUE AND CORRECT ABSTRACT OF VOTES CAST FOR THE CANDIDATES AND ISSUES AT THE MUNICIPAL GENERAL ELECTION HELD IN ST. LOUIS COUNTY, MISSOURI, ON APRIL 3, 2018. IN TESTIMONY WHEREOF, WE HAVE HEREUNTO SET OUR HAND AT OUR OFFICE IN ST. ANN, ST. LOUIS COUNTY, MISSOURI, ON APRIL 17, 2018.

			
SHARON BUCHANAN-MCCLURE, CHAIR	TRUDI MCCOLLUM FOUSHEE, SECRETARY	MATTHEW W. POTTER, COMMISSIONER	PEGGY BARNHART, COMMISSIONER



		TOTAL	PERCENT			TOTAL	PERCENT
01 = REGISTERED VOTERS - TOTAL ST. LOUIS CO		12,276		03 = VOTER TURNOUT - TOTAL ST. LOUIS COUNTY			26.30
02 = BALLOTS CAST - TOTAL ST. LOUIS COUNTY		3,229					
		01	02	03			
1202 LAF2		1255	394	31.39			
1203 LAF3		108	26	24.07			
1814 MR14		288	80	27.78			
1830 MR30		482	108	22.41			
1857 MR57		502	161	32.07			
1858 MR58		1150	342	29.74			
2302 QUE2,14,22		1389	305	21.96			
2303 QUE3		127	27	21.26			
2304 QUE4		466	151	32.40			
2307 QUE7		710	163	22.96			
2310 QUE10		386	117	30.31			
2316 QUE16		447	99	22.15			
2318 QUE18		892	258	28.92			
2323 QUE23		798	202	25.31			
2329 QUE29		1347	345	25.61			
2330 QUE30		119	36	30.25			
2339 QUE39		972	120	12.35			
2344 QUE44		838	295	35.20			

		VOTES	PERCENT			VOTES	PERCENT
MAYOR MANCHESTER							
(Vote for ) 1							
01 = MIKE CLEMENT		2,114	67.65	03 = INVALID WRITE-IN		13	.42
02 = DAVID L. WILLSON		998	31.94				
		01	02	03			
1202 LAF2		227	154	0			
1203 LAF3		19	2	0			
1814 MR14		42	33	1			
1830 MR30		64	40	0			
1857 MR57		136	17	1			
1858 MR58		284	47	0			
2302 QUE2,14,22		169	125	3			
2303 QUE3		21	6	0			
2304 QUE4		93	55	0			
2307 QUE7		106	45	0			
2310 QUE10		91	21	1			
2316 QUE16		41	49	2			
2318 QUE18		159	90	1			
2323 QUE23		101	96	1			
2329 QUE29		196	137	3			
2330 QUE30		21	15	0			
2339 QUE39		90	29	0			
2344 QUE44		254	37	0			

		VOTES	PERCENT
ALDERPERSON MANCHESTER WARD 1			
(Vote for ) 1			
01 = NELSON D. NOLTE		686	97.44
02 = INVALID WRITE-IN		18	2.56
		01	02
1203 LAF3		19	0
1814 MR14		62	5
1830 MR30		87	2
2302 QUE2,14,22		236	5
2310 QUE10		91	4
2323 QUE23		160	2
2330 QUE30		31	0

		VOTES	PERCENT
ALDERPERSON MANCHESTER WARD 2			
(Vote for ) 1			
01 = MARILYN L. OTTENAD		962	96.88
02 = INVALID WRITE-IN		31	3.12
		01	02
1857 MR57		142	5
1858 MR58		302	9
2303 QUE3		27	0
2307 QUE7		135	6
2339 QUE39		104	2
2344 QUE44		252	9

		VOTES	PERCENT			VOTES	PERCENT
ALDERPERSON MANCHESTER WARD 3							
(Vote for ) 1							
01 = JEROME (JERRY) MEYER		535	45.77	03 = INVALID WRITE-IN		2	.17
02 = BENJAMIN TOBEN		632	54.06				
		01	02	03			
1202 LAF2		176	191	1			
2304 QUE4		44	98	0			
2316 QUE16		48	42	0			
2318 QUE18		110	127	0			
2329 QUE29		157	174	1			



\*\* (BONDS - CAPITAL IMPROV (57.15% NEEDED)) \*\*

(Vote for ) 1

01 = YES  
02 = NO

2,129 67.12  
1,043 32.88

-----  
01 02  
-----

1202 LAF2	251	131
1203 LAF3	18	6
1814 MR14	49	29
1830 MR30	61	45
1857 MR57	107	52
1858 MR58	233	102
2302 QUE2, 14, 22	206	95
2303 QUE3	17	10
2304 QUE4	107	43
2307 QUE7	111	49
2310 QUE10	64	53
2316 QUE16	68	27
2318 QUE18	172	84
2323 QUE23	137	63
2329 QUE29	220	120
2330 QUE30	25	11
2339 QUE39	79	40
2344 QUE44	204	83

WE, THE BOARD OF ELECTION COMMISSIONERS OF ST. LOUIS COUNTY, MISSOURI, ACTING AS THE VERIFICATION BOARD PURSUANT TO SECTION 115.507, RSMo, HEREBY CERTIFY THE FOREGOING TO BE A TRUE AND CORRECT ABSTRACT OF VOTES CAST FOR THE CANDIDATES AND ISSUES AT THE MUNICIPAL GENERAL ELECTION HELD IN ST. LOUIS COUNTY, MISSOURI, ON APRIL 3, 2018. IN TESTIMONY WHEREOF, WE HAVE HEREUNTO SET OUR HAND AT OUR OFFICE IN ST. ANN, ST. LOUIS COUNTY, MISSOURI, ON APRIL 17, 2018.

*Sharon Buchanan-McClure*

SHARON BUCHANAN-MCCLURE, CHAIR

*Trudi McCollum Foushee*

TRUDI MCCOLLUM FOUSHEE, SECRETARY

*Matthew W. Potter*

MATTHEW W. POTTER, COMMISSIONER

*Peggy Barnhart*

PEGGY BARNHART, COMMISSIONER



	TOTAL	PERCENT		TOTAL	PERCENT
01 = REGISTERED VOTERS - TOTAL ST. LOUIS CO	4,618		03 = VOTER TURNOUT - TOTAL ST. LOUIS COUNTY	816	17.67
02 = BALLOTS CAST - TOTAL ST. LOUIS COUNTY	816				
	01	02	03		
1002 HAD2	137	20	14.60		
1003 HAD3	277	61	22.02		
1019 HAD19	108	12	11.11		
1030 HAD30	1167	223	19.11		
1032 HAD32	1264	207	16.38		
1033 HAD33	1665	293	17.60		

	VOTES	PERCENT		VOTES	PERCENT
COUNCIL MEMBER MAPLEWOOD WARD 1 ** (UNEXPIRED TERM) ** (Vote for ) 1					
01 = OWEN SKOLER	75	26.88	03 = SANDI L. PHILLIPS	161	57.71
02 = KYLE OBERLE	43	15.41	04 = INVALID WRITE-IN	0	
	01	02	03	04	
1003 HAD3	14	8	39	0	
1030 HAD30	61	35	122	0	

	VOTES	PERCENT		VOTES	PERCENT
MAPLEWOOD - PROPOSITION T ** (PROPERTY TAX -TRASH & RECYCLING SERVICES) ** (Vote for ) 1					
01 = YES	679	83.52			
02 = NO	134	16.48			
	01	02			
1002 HAD2	17	3			
1003 HAD3	50	10			
1019 HAD19	10	2			
1030 HAD30	192	30			
1032 HAD32	173	34			
1033 HAD33	237	55			

WE, THE BOARD OF ELECTION COMMISSIONERS OF ST. LOUIS COUNTY, MISSOURI, ACTING AS THE VERIFICATION BOARD PURSUANT TO SECTION 115.507, RSMo, HEREBY CERTIFY THE FOREGOING TO BE A TRUE AND CORRECT ABSTRACT OF VOTES CAST FOR THE CANDIDATES AND ISSUES AT THE MUNICIPAL GENERAL ELECTION HELD IN ST. LOUIS COUNTY, MISSOURI, ON APRIL 3, 2018. IN TESTIMONY WHEREOF, WE HAVE HEREUNTO SET OUR HAND AT OUR OFFICE IN ST. ANN, ST. LOUIS COUNTY, MISSOURI, ON APRIL 17, 2018.






SHARON BUCHANAN-MCCLURE, CHAIR      TRUDI MCCOLLUM FOUSHEE, SECRETARY      MATTHEW W. POTTER, COMMISSIONER      PEGGY BARNHART, COMMISSIONER



VILLAGE OF MARLBOROUGH  
 RUN DATE:04/16/18 07:08 PM

GENERAL MUNICIPAL ELECTION  
 ST. LOUIS COUNTY, MISSOURI  
 TUESDAY, APRIL 3, 2018

OFFICIAL FINAL RESULTS

	TOTAL	PERCENT		TOTAL	PERCENT
01 = REGISTERED VOTERS - TOTAL ST. LOUIS CO	956		03 = VOTER TURNOUT - TOTAL ST. LOUIS COUNTY		4.81
02 = BALLOTS CAST - TOTAL ST. LOUIS COUNTY	46				
	01	02	03		
1105 JEF5,28	956	46	4.81		

	VOTES	PERCENT		VOTES	PERCENT
TRUSTEE MARLBOROUGH (Vote for ) 2					
01 = JAN BOERGADINE	31	43.06	03 = INVALID WRITE-IN	1	1.39
02 = JOAN DOEBBER	40	55.56			
	01	02	03		
1105 JEF5,28	31	40	1		

WE, THE BOARD OF ELECTION COMMISSIONERS OF ST. LOUIS COUNTY, MISSOURI, ACTING AS THE VERIFICATION BOARD PURSUANT TO SECTION 115.507,RSMo, HEREBY CERTIFY THE FOREGOING TO BE A TRUE AND CORRECT ABSTRACT OF VOTES CAST FOR THE CANDIDATES AND ISSUES AT THE MUNICIPAL GENERAL ELECTION HELD IN ST. LOUIS COUNTY, MISSOURI, ON APRIL 3, 2018. IN TESTIMONY WHEREOF, WE HAVE HEREUNTO SET OUR HAND AT OUR OFFICE IN ST. ANN, ST. LOUIS COUNTY, MISSOURI, ON APRIL 17, 2018.

*Sharon Buchanan-McClure*  
 SHARON BUCHANAN-MCCLURE, CHAIR

*Trudi McCollum Foushee*  
 TRUDI MCCOLLUM FOUSHEE, SECRETARY

*Matthew W. Potter*  
 MATTHEW W. POTTER, COMMISSIONER

*Peggy Barnhart*  
 PEGGY BARNHART, COMMISSIONER



	TOTAL	PERCENT		TOTAL	PERCENT
01 = REGISTERED VOTERS - TOTAL ST. LOUIS CO	15,026		03 = VOTER TURNOUT - TOTAL ST. LOUIS COUNTY	3,830	25.49
02 = BALLOTS CAST - TOTAL ST. LOUIS COUNTY	3,830				
	01	02	03		
0132 AP32	821	157	19.12		
0141 AP41 MHT17	614	154	25.08		
0308 CC8	14	1	7.14		
0318 CC18 MHT18	2	0	.00		
1606 MHT6,14,49	1530	439	28.69		
1612 MHT12	35	3	8.57		
1615 MHT15 NW38,53	1326	370	27.90		
1616 MHT16,58	35	4	11.43		
1620 MHT20,48	1066	383	35.93		
1622 MHT22	827	220	26.60		
1629 MHT29,57,59	189	23	12.17		
1630 MHT30,36,38,45,47,52	1176	264	22.45		
1632 MHT32,41	633	63	9.95		
1637 MHT37	1	1	100.0		
1642 MHT42	437	157	35.93		
1644 MHT44	79	7	8.86		
1646 MHT46	71	6	8.45		
2101 NW1	1561	406	26.01		
2113 NW13	906	268	29.58		
2119 NW19,33,35	1355	276	20.37		
2120 NW20	540	151	27.96		
2129 NW29	235	44	18.72		
2147 NW47	416	122	29.33		
2149 NW49,52	1157	311	26.88		

MAYOR MARYLAND HEIGHTS				VOTES	PERCENT			VOTES	PERCENT
(Vote for ) 1									
01 = MICHAEL (MIKE) MOELLER				2,131	55.93	03 = SUDHIR RATHOD		553	14.51
02 = MARY NICHOLS				1,114	29.24	04 = INVALID WRITE-IN		12	.31
	01	02	03	04					
0132 AP32	71	69	17	0					
0141 AP41 MHT17	67	74	13	0					
0308 CC8	0	0	1	0					
0318 CC18 MHT18	0	0	0	0					
1606 MHT6,14,49	233	112	88	2					
1612 MHT12	2	0	1	0					
1615 MHT15 NW38,53	188	103	77	2					
1616 MHT16,58	3	0	1	0					
1620 MHT20,48	264	67	49	2					
1622 MHT22	130	46	42	2					
1629 MHT29,57,59	10	10	3	0					
1630 MHT30,36,38,45,47,52	143	81	37	0					
1632 MHT32,41	26	23	13	0					
1637 MHT37	1	0	0	0					
1642 MHT42	89	32	32	0					
1644 MHT44	2	5	0	0					
1646 MHT46	3	1	2	0					
2101 NW1	229	129	44	1					
2113 NW13	137	87	41	2					
2119 NW19,33,35	168	70	38	0					
2120 NW20	89	44	16	0					
2129 NW29	20	16	8	0					
2147 NW47	92	22	8	0					
2149 NW49,52	164	123	22	1					

COUNCIL MEMBER MARYLAND HEIGHTS WARD 1				VOTES	PERCENT			VOTES	PERCENT
(Vote for ) 1									
01 = GAVIN GREGORY PARK				308	57.89				
02 = VIA (163) OSTROWSKI (12) WAITE (8) OF				224	42.11				
	01	02							
0308 CC8	1	0							
0318 CC18 MHT18	0	0							
1606 MHT6,14,49	187	157							
1632 MHT32,41	46	8							
1642 MHT42	64	59							
1644 MHT44	5	0							
1646 MHT46	5	0							

COUNCIL MEMBER MARYLAND HEIGHTS WARD 2				VOTES	PERCENT			VOTES	PERCENT
(Vote for ) 1									
01 = KIMBERLY (KIM) BAKER				680	85.00				
02 = KEITH EMERSON, SR.				119	14.88	03 = INVALID WRITE-IN		1	.13
	01	02	03						
0141 AP41 MHT17	114	23	0						
1612 MHT12	3	0	0						
1616 MHT16,58	2	0	0						
1620 MHT20,48	303	50	1						
1629 MHT29,57,59	16	6	0						
1630 MHT30,36,38,45,47,52	209	33	0						
2129 NW29	33	7	0						

COUNCIL MEMBER MARYLAND HEIGHTS WARD 3				VOTES	PERCENT			VOTES	PERCENT
(Vote for ) 1									
01 = CHARLES G. (CHUCK) CAVERLY, II				965	96.60				
02 = INVALID WRITE-IN				34	3.40				

	01	02
0132 AP32	134	7
1615 MHT15 NW38,53	291	13
1622 MHT22	184	1
1637 MHT37	1	0
2147 NW47	102	7
2149 NW49,52	253	6

			VOTES	PERCENT				VOTES	PERCENT
COUNCIL MEMBER MARYLAND HEIGHTS WARD 4									
(Vote for ) 1									
01 = JAMES E. (JIMMY) CARVER			787	76.48					
02 = MATTHEW DURHAM			238	23.13	03 = INVALID WRITE-IN		4	.39	
	01	02	03						
2101 NW1	270	93	3						
2113 NW13	206	49	0						
2119 NW19,33,35	211	56	1						
2120 NW20	100	40	0						

WE, THE BOARD OF ELECTION COMMISSIONERS OF ST. LOUIS COUNTY, MISSOURI, ACTING AS THE VERIFICATION BOARD PURSUANT TO SECTION 115.507, RSMo, HEREBY CERTIFY THE FOREGOING TO BE A TRUE AND CORRECT ABSTRACT OF VOTES CAST FOR THE CANDIDATES AND ISSUES AT THE MUNICIPAL GENERAL ELECTION HELD IN ST. LOUIS COUNTY, MISSOURI, ON APRIL 3, 2018. IN TESTIMONY WHEREOF, WE HAVE HEREUNTO SET OUR HAND AT OUR OFFICE IN ST. ANN, ST. LOUIS COUNTY, MISSOURI, ON APRIL 17, 2018.

  
 SHARON BUCHANAN-MCCLURE, CHAIR

  
 TRUDI MCCOLLUM FOUSHEE, SECRETARY

  
 MATTHEW W. POTTER, COMMISSIONER

  
 PEGGY BARNHART, COMMISSIONER



01 = REGISTERED VOTERS - TOTAL ST. LOUIS CO	TOTAL	PERCENT	03 = VOTER TURNOUT - TOTAL ST. LOUIS COUNTY	TOTAL	PERCENT
02 = BALLOTS CAST - TOTAL ST. LOUIS COUNTY	1,340				14.93
	200				
	01	02	03		
2043 NRW43	648	107	16.51		
2044 NRW44	328	42	12.80		
2045 NRW45	0	1			
2046 NRW46	364	50	13.74		

ALDERPERSON MOLINE ACRES WARD 1  
 (Vote for ) 1

01 = ROBERT HESTER	76	96.20
02 = INVALID WRITE-IN	3	3.80
	01	02
2044 NRW44	33	0
2046 NRW46	43	3

ALDERPERSON MOLINE ACRES WARD 2  
 (Vote for ) 1

01 = JENNIFER ERBY	80	98.77
02 = INVALID WRITE-IN	1	1.23
	01	02
2043 NRW43	79	1
2045 NRW45	1	0

MOLINE ACRES - PROPOSITION A  
 \*\* (PROPERTY TAX - GENERAL PURPOSES) \*\*  
 (Vote for ) 1

01 = YES	118	63.78
02 = NO	67	36.22
	01	02
2043 NRW43	49	43
2044 NRW44	30	12
2045 NRW45	0	1
2046 NRW46	39	11

WE, THE BOARD OF ELECTION COMMISSIONERS OF ST. LOUIS COUNTY, MISSOURI, ACTING AS THE VERIFICATION BOARD PURSUANT TO SECTION 115.507, RSMo, HEREBY CERTIFY THE FOREGOING TO BE A TRUE AND CORRECT ABSTRACT OF VOTES CAST FOR THE CANDIDATES AND ISSUES AT THE MUNICIPAL GENERAL ELECTION HELD IN ST. LOUIS COUNTY, MISSOURI, ON APRIL 3, 2018. IN TESTIMONY WHEREOF, WE HAVE HEREUNTO SET OUR HAND AT OUR OFFICE IN ST. ANN, ST. LOUIS COUNTY, MISSOURI, ON APRIL 17, 2018.

*Sharon Buchanan-McClure*  
 SHARON BUCHANAN-MCCLURE, CHAIR

*Trudi McCollum Foushee*  
 TRUDI MCCOLLUM FOUSHEE, SECRETARY

*Matthew W. Potter*  
 MATTHEW W. POTTER, COMMISSIONER

*Peggy Barnhart*  
 PEGGY BARNHART, COMMISSIONER



01 = REGISTERED VOTERS - TOTAL ST. LOUIS CO	TOTAL	PERCENT	03 = VOTER TURNOUT - TOTAL ST. LOUIS COUNTY	TOTAL	PERCENT
02 = BALLOTS CAST - TOTAL ST. LOUIS COUNTY	2,138				8.28
	177				
	01	02	03		
1912 NOR12	593	59	9.95		
1913 NOR13	125	11	8.80		
1918 NOR18	431	21	4.87		
1930 NOR30	577	68	11.79		
1950 NOR50	412	18	4.37		

COUNCIL MEMBER NORMANDY WARD 1  
 (Vote for ) 1

01 = WALTER MOSS	47	97.92
02 = INVALID WRITE-IN	1	2.08

01	02
1912 NOR12	47 1

COUNCIL MEMBER NORMANDY WARD 2  
 (Vote for ) 1

01 = ANTHONY EVANS	30	93.75
02 = INVALID WRITE-IN	2	6.25

01	02
1913 NOR13	11 0
1918 NOR18	19 2

COUNCIL MEMBER NORMANDY WARD 3  
 (Vote for ) 1

01 = MAURICE J. HUNT	61	93.85
02 = INVALID WRITE-IN	4	6.15

01	02
1930 NOR30	61 4

COUNCIL MEMBER NORMANDY WARD 4  
 (Vote for ) 1

01 = BOB REID	16	94.12
02 = INVALID WRITE-IN	1	5.88

01	02
1950 NOR50	16 1

WE, THE BOARD OF ELECTION COMMISSIONERS OF ST. LOUIS COUNTY, MISSOURI, ACTING AS THE VERIFICATION BOARD PURSUANT TO SECTION 115.507,RSMo, HEREBY CERTIFY THE FOREGOING TO BE A TRUE AND CORRECT ABSTRACT OF VOTES CAST FOR THE CANDIDATES AND ISSUES AT THE MUNICIPAL GENERAL ELECTION HELD IN ST. LOUIS COUNTY, MISSOURI, ON APRIL 3, 2018. IN TESTIMONY WHEREOF, WE HAVE HEREUNTO SET OUR HAND AT OUR OFFICE IN ST. ANN, ST. LOUIS COUNTY, MISSOURI, ON APRIL 17, 2018.

*Sharon Buchanan-McClure*  
 SHARON BUCHANAN-MCCLURE, CHAIR

*Trudi McCollum Foushee*  
 TRUDI MCCOLLUM FOUSHEE, SECRETARY

*Matthew W. Potter*  
 MATTHEW W. POTTER, COMMISSIONER

*Peggy Barnhart*  
 PEGGY BARNHART, COMMISSIONER



01 = REGISTERED VOTERS - TOTAL ST. LOUIS CO	TOTAL	PERCENT	03 = VOTER TURNOUT - TOTAL ST. LOUIS COUNTY	TOTAL	PERCENT
02 = BALLOTS CAST - TOTAL ST. LOUIS COUNTY	2,706				16.74
	453				
	01	02	03		
1905 NOR5	507	50	9.86		
1906 NOR6	759	69	9.09		
1907 NOR7	600	117	19.50		
1929 NOR29	840	217	25.83		

ALDERPERSON NORTHWOODS WARD 1 (Vote for ) 1	VOTES	PERCENT		VOTES	PERCENT
01 = LAVINCENT HOOKER	98	45.58			
02 = MARVALDA JONES	117	54.42	03 = INVALID WRITE-IN	0	
	01	02	03		
1929 NOR29	98	117	0		

ALDERPERSON NORTHWOODS WARD 2 (Vote for ) 1	VOTES	PERCENT		VOTES	PERCENT
01 = JACK CHASE	93	79.49			
02 = KRISTINA L. HAZLEY	22	18.80	03 = INVALID WRITE-IN	2	1.71
	01	02	03		
1907 NOR7	93	22	2		

ALDERPERSON NORTHWOODS WARD 3 (Vote for ) 1	VOTES	PERCENT			
01 = SHIRLEY JOHNSON	62	95.38			
02 = INVALID WRITE-IN	3	4.62			
	01	02			
1906 NOR6	62	3			

ALDERPERSON NORTHWOODS WARD 4 (Vote for ) 1	VOTES	PERCENT			
01 = DOROTHY NORTH	47	97.92			
02 = INVALID WRITE-IN	1	2.08			
	01	02			
1905 NOR5	47	1			

WE, THE BOARD OF ELECTION COMMISSIONERS OF ST. LOUIS COUNTY, MISSOURI, ACTING AS THE VERIFICATION BOARD PURSUANT TO SECTION 115.507, RSMo, HEREBY CERTIFY THE FOREGOING TO BE A TRUE AND CORRECT ABSTRACT OF VOTES CAST FOR THE CANDIDATES AND ISSUES AT THE MUNICIPAL GENERAL ELECTION HELD IN ST. LOUIS COUNTY, MISSOURI, ON APRIL 3, 2018. IN TESTIMONY WHEREOF, WE HAVE HEREUNTO SET OUR HAND AT OUR OFFICE IN ST. ANN, ST. LOUIS COUNTY, MISSOURI, ON APRIL 17, 2018.

 SHARON BUCHANAN-MCCLURE, CHAIR  
 TRUDI MCCOLLUM FOUSHEE, SECRETARY  
 MATTHEW W. POTTER, COMMISSIONER  
 PEGGY BARNHART, COMMISSIONER





VILLAGE OF NORWOOD COURT  
 RUN DATE:04/16/18 07:10 PM

GENERAL MUNICIPAL ELECTION  
 ST. LOUIS COUNTY, MISSOURI  
 TUESDAY, APRIL 3, 2018

OFFICIAL FINAL RESULTS

01 = REGISTERED VOTERS - TOTAL ST. LOUIS CO	TOTAL	PERCENT	03 = VOTER TURNOUT - TOTAL ST. LOUIS COUNTY	TOTAL	PERCENT
02 = BALLOTS CAST - TOTAL ST. LOUIS COUNTY	304				8.22
	25				
	01	02	03		
1936 NOR36	304	25	8.22		

TRUSTEE NORWOOD COURT	VOTES		PERCENT	VOTES		PERCENT
(Vote for ) 2						
01 = GARLAND HOLLINS	20		48.78			
02 = TERESE (TERRI) MARSHALL	18		43.90	03 = INVALID WRITE-IN	3	7.32
	01	02	03			
1936 NOR36	20	18	3			

NORWOOD COURT - PROPOSITION A	VOTES		PERCENT		
** (OUT OF STATE SALES TAX - DISCONTINUED)**					
(Vote for ) 1					
01 = YES	2		8.33		
02 = NO	22		91.67		
	01	02			
1936 NOR36	2	22			

WE, THE BOARD OF ELECTION COMMISSIONERS OF ST. LOUIS COUNTY, MISSOURI, ACTING AS THE VERIFICATION BOARD PURSUANT TO SECTION 115.507, RSMo, HEREBY CERTIFY THE FOREGOING TO BE A TRUE AND CORRECT ABSTRACT OF VOTES CAST FOR THE CANDIDATES AND ISSUES AT THE MUNICIPAL GENERAL ELECTION HELD IN ST. LOUIS COUNTY, MISSOURI, ON APRIL 3, 2018. IN TESTIMONY WHEREOF, WE HAVE HEREUNTO SET OUR HAND AT OUR OFFICE IN ST. ANN, ST. LOUIS COUNTY, MISSOURI, ON APRIL 17, 2018.

*Sharon Buchanan-McClure*  
 SHARON BUCHANAN-MCCLURE, CHAIR

*Trudi McCollum Foushee*  
 TRUDI MCCOLLUM FOUSHEE, SECRETARY

*Matthew W. Potter*  
 MATTHEW W. POTTER, COMMISSIONER

*Peggy Barnhart*  
 PEGGY BARNHART, COMMISSIONER



	TOTAL	PERCENT		TOTAL	PERCENT
01 = REGISTERED VOTERS - TOTAL ST. LOUIS CO	930		03 = VOTER TURNOUT - TOTAL ST. LOUIS COUNTY	145	15.59
02 = BALLOTS CAST - TOTAL ST. LOUIS COUNTY	145				
	01	02	03		
1103 JEF3	567	84	14.81		
1104 JEF4	363	61	16.80		

	VOTES	PERCENT
ALDERPERSON OAKLAND WARD 1 (Vote for ) 1		
01 = JIM HENSLEY	77	97.47
02 = INVALID WRITE-IN	2	2.53
	01	02
1103 JEF3	77	2

	VOTES	PERCENT
ALDERPERSON OAKLAND WARD 2 (Vote for ) 1		
01 = ANDREW M. STEWART	51	92.73
02 = INVALID WRITE-IN	4	7.27
	01	02
1104 JEF4	51	4

WE, THE BOARD OF ELECTION COMMISSIONERS OF ST. LOUIS COUNTY, MISSOURI, ACTING AS THE VERIFICATION BOARD PURSUANT TO SECTION 115.507, RSMo, HEREBY CERTIFY THE FOREGOING TO BE A TRUE AND CORRECT ABSTRACT OF VOTES CAST FOR THE CANDIDATES AND ISSUES AT THE MUNICIPAL GENERAL ELECTION HELD IN ST. LOUIS COUNTY, MISSOURI, ON APRIL 3, 2018. IN TESTIMONY WHEREOF, WE HAVE HEREUNTO SET OUR HAND AT OUR OFFICE IN ST. ANN, ST. LOUIS COUNTY, MISSOURI, ON APRIL 17, 2018.

*Sharon Buchanan-McClure*

SHARON BUCHANAN-MCCLURE, CHAIR

*Trudi McCollum Foushee*

TRUDI MCCOLLUM FOUSHEE, SECRETARY

*Matthew W. Potter*

MATTHEW W. POTTER, COMMISSIONER

*Peggy Barnhart*

PEGGY BARNHART, COMMISSIONER



CITY OF OLIVETTE  
 RUN DATE:04/16/18 07:10 PM

GENERAL MUNICIPAL ELECTION  
 ST. LOUIS COUNTY, MISSOURI  
 TUESDAY, APRIL 3, 2018

OFFICIAL FINAL RESULTS

	TOTAL	PERCENT		TOTAL	PERCENT
01 = REGISTERED VOTERS - TOTAL ST. LOUIS CO	5,310		03 = VOTER TURNOUT - TOTAL ST. LOUIS COUNTY	840	15.82
02 = BALLOTS CAST - TOTAL ST. LOUIS COUNTY	840				
	01	02	03		
0312 CC12,13,22,51 MID1,13,28+	1449	239	16.49		
1716 MID16,41,54	1468	206	14.03		
1717 MID17,29,34,36,37,44,45+	2275	380	16.70		
1757 MID57,58	118	15	12.71		

COUNCIL MEMBER OLIVETTE	VOTES	PERCENT		VOTES	PERCENT
(Vote for ) 1					
01 = SIDNEY CLARK	691	83.45	03 = INVALID WRITE-IN	5	.60
02 = MORTON M. BERTISH	132	15.94			
	01	02	03		
0312 CC12,13,22,51 MID1,13,28+	203	31	1		
1716 MID16,41,54	169	34	2		
1717 MID17,29,34,36,37,44,45+	309	63	2		
1757 MID57,58	10	4	0		

WE, THE BOARD OF ELECTION COMMISSIONERS OF ST. LOUIS COUNTY, MISSOURI, ACTING AS THE VERIFICATION BOARD PURSUANT TO SECTION 115.507, RSMo, HEREBY CERTIFY THE FOREGOING TO BE A TRUE AND CORRECT ABSTRACT OF VOTES CAST FOR THE CANDIDATES AND ISSUES AT THE MUNICIPAL GENERAL ELECTION HELD IN ST. LOUIS COUNTY, MISSOURI, ON APRIL 3, 2018. IN TESTIMONY WHEREOF, WE HAVE HEREUNTO SET OUR HAND AT OUR OFFICE IN ST. ANN, ST. LOUIS COUNTY, MISSOURI, ON APRIL 17, 2018.

*Sharon Buchanan-McClure*  
 SHARON BUCHANAN-MCCLURE, CHAIR

*Trudi McCollum Foushee*  
 TRUDI MCCOLLUM FOUSHEE, SECRETARY

*Matthew W. Potter*  
 MATTHEW W. POTTER, COMMISSIONER

*Peggy Barnhart*  
 PEGGY BARNHART, COMMISSIONER



	TOTAL	PERCENT		TOTAL	PERCENT
01 = REGISTERED VOTERS - TOTAL ST. LOUIS CO	8,811		03 = VOTER TURNOUT - TOTAL ST. LOUIS COUNTY		9.59
02 = BALLOTS CAST - TOTAL ST. LOUIS COUNTY	845				
	01	02	03		
1702 MID2	1353	155	11.46		
1703 MID3,12	1284	165	12.85		
1704 MID4	790	56	7.09		
1705 MID5	1015	65	6.40		
1706 MID6	424	40	9.43		
1708 MID8	399	31	7.77		
1709 MID9	745	73	9.80		
1714 MID14 NOR23	1096	88	8.03		
1726 MID26	85	1	1.18		
1731 MID31	0	1			
1743 MID43	915	104	11.37		
1752 MID52	282	21	7.45		
1753 MID53	423	45	10.64		

	VOTES	PERCENT
MAYOR OVERLAND		
(Vote for ) 1		
01 = MIKE SCHNEIDER	740	94.15
02 = INVALID WRITE-IN	46	5.85
	01	02
1702 MID2	137	8
1703 MID3,12	136	11
1704 MID4	49	3
1705 MID5	49	5
1706 MID6	33	4
1708 MID8	30	1
1709 MID9	66	5
1714 MID14 NOR23	83	3
1726 MID26	0	0
1731 MID31	1	0
1743 MID43	97	4
1752 MID52	20	0
1753 MID53	39	2

	VOTES	PERCENT		VOTES	PERCENT
COUNCIL MEMBER OVERLAND WARD 1					
(Vote for ) 1					
01 = MARVIN K. DILLON	90	36.59	03 = TOM ENNIS	115	46.75
02 = CATHY WALL	40	16.26	04 = INVALID WRITE-IN	1	.41
	01	02	03	04	
1703 MID3,12	53	30	80	0	
1706 MID6	22	4	12	1	
1753 MID53	15	6	23	0	

	VOTES	PERCENT
COUNCIL MEMBER OVERLAND WARD 2		
(Vote for ) 1		
01 = LISA RIDOLFI	222	98.67
02 = INVALID WRITE-IN	3	1.33
	01	02
1702 MID2	138	3
1714 MID14 NOR23	83	0
1731 MID31	1	0

	VOTES	PERCENT
COUNCIL MEMBER OVERLAND WARD 3		
(Vote for ) 1		
01 = KEN OWENSBY	95	88.79
02 = INVALID WRITE-IN	12	11.21
	01	02
1704 MID4	41	5
1705 MID5	53	7
1726 MID26	1	0

	VOTES	PERCENT
COUNCIL MEMBER OVERLAND WARD 4		
(Vote for ) 1		
01 = LES DILLS	206	97.63
02 = INVALID WRITE-IN	5	2.37
	01	02
1708 MID8	29	1
1709 MID9	64	2
1743 MID43	94	2
1752 MID52	19	0

WE, THE BOARD OF ELECTION COMMISSIONERS OF ST. LOUIS COUNTY, MISSOURI, ACTING AS THE VERIFICATION BOARD PURSUANT TO SECTION 115.507, RSMo, HEREBY CERTIFY THE FOREGOING TO BE A TRUE AND CORRECT ABSTRACT OF VOTES CAST FOR THE CANDIDATES AND ISSUES AT THE MUNICIPAL GENERAL ELECTION HELD IN ST. LOUIS COUNTY,

MISSOURI, ON APRIL 3, 2018. IN TESTIMONY WHEREOF, WE HAVE HEREUNTO SET OUR HAND AT OUR OFFICE IN ST. ANN, ST. LOUIS COUNTY,  
MISSOURI, ON APRIL 17, 2018.



SHARON BUCHANAN-MCCLURE, CHAIR



TRUDI MCCOLLUM FOUSHEE, SECRETARY



MATTHEW W. POTTER, COMMISSIONER



PEGGY BARNHART, COMMISSIONER



01 = REGISTERED VOTERS - TOTAL ST. LOUIS CO	TOTAL	PERCENT	03 = VOTER TURNOUT - TOTAL ST. LOUIS COUNTY	TOTAL	PERCENT
02 = BALLOTS CAST - TOTAL ST. LOUIS COUNTY	8			1	62.50
	5				
	-----				
	01	02	03		
	-----				
1516 MER16	8	5	62.50		
	-----				

MAYOR PACIFIC	VOTES				PERCENT	VOTES				PERCENT	
(Vote for ) 1											
01 = STEVE MYERS	2				40.00	03 = STEPHEN FLANNERY, III				1	20.00
02 = JERRY EVERSMEYER	2				40.00	04 = INVALID WRITE-IN				0	
	-----			04		-----					
	01	02	03	04							
	-----					-----					
1516 MER16	2	2	1	0							
	-----					-----					



MUNICIPAL JUDGE PACIFIC	VOTES				PERCENT	VOTES				PERCENT	
(Vote for ) 1											
01 = DAN LESLIE	2				100.00	02 = INVALID WRITE-IN				0	
02 = INVALID WRITE-IN	0					-----					
	-----			02		-----					
	01	02									
	-----					-----					
1516 MER16	2			0							
	-----					-----					


COLLECTOR PACIFIC	VOTES					PERCENT	VOTES					PERCENT
(Vote for ) 1												
01 = DEBBIE KELLEY	0						04 = SHARON BOEDGES					0
02 = SHELIA R. GRIPPO	4					80.00	05 = INVALID WRITE-IN					0
03 = KANDI WOLF	1					20.00	-----					
	-----			04	05		-----					
	01	02	03	04	05							
	-----					-----						
1516 MER16	0	4	1	0	0							
	-----					-----						

MARSHAL PACIFIC	VOTES				PERCENT	VOTES				PERCENT
(Vote for ) 1										
01 = MATT MANSELL	2				100.00	02 = INVALID WRITE-IN				0
02 = INVALID WRITE-IN	0					-----				
	-----			02		-----				
	01	02								
	-----					-----				
1516 MER16	2			0						
	-----					-----				

ALDERMAN PACIFIC WARD 1	VOTES				PERCENT	VOTES				PERCENT
(Vote for ) 1										
01 = NICHOLAS CHLEBOWSKI	2				40.00	03 = INVALID WRITE-IN				0
02 = ED GASS	3				60.00	-----				
	-----			03		-----				
	01	02	03							
	-----					-----				
1516 MER16	2	3		0						
	-----					-----				

WE, THE BOARD OF ELECTION COMMISSIONERS OF ST. LOUIS COUNTY, MISSOURI, ACTING AS THE VERIFICATION BOARD PURSUANT TO SECTION 115.507, RSMo, HEREBY CERTIFY THE FOREGOING TO BE A TRUE AND CORRECT ABSTRACT OF VOTES CAST FOR THE CANDIDATES AND ISSUES AT THE MUNICIPAL GENERAL ELECTION HELD IN ST. LOUIS COUNTY, MISSOURI, ON APRIL 3, 2018. IN TESTIMONY WHEREOF, WE HAVE HEREUNTO SET OUR HAND AT OUR OFFICE IN ST. ANN, ST. LOUIS COUNTY, MISSOURI, ON APRIL 17, 2018.



SHARON BUCHANAN-MCCLURE, CHAIR      TRUDI MCCOLLUM FOUSHEE, SECRETARY      MATTHEW W. POTTER, COMMISSIONER      PEGGY BARNHART, COMMISSIONER



01 = REGISTERED VOTERS - TOTAL ST. LOUIS CO	TOTAL	PERCENT	03 = VOTER TURNOUT - TOTAL ST. LOUIS COUNTY	TOTAL	PERCENT
02 = BALLOTS CAST - TOTAL ST. LOUIS COUNTY	697				14.06
	98				
	01	02	03		
1911 NOR11	356	52	14.61		
1942 NOR42	341	46	13.49		

ALDERPERSON PASADENA HILLS WARD 1 (Vote for ) 1	VOTES	PERCENT
01 = ALAN DIXON	41	93.18
02 = INVALID WRITE-IN	3	6.82
	01	02
1942 NOR42	41	3

ALDERPERSON PASADENA HILLS WARD 2 (Vote for ) 1	VOTES	PERCENT
01 = BETTY J. MOORE	48	96.00
02 = INVALID WRITE-IN	2	4.00
	01	02
1911 NOR11	48	2

WE, THE BOARD OF ELECTION COMMISSIONERS OF ST. LOUIS COUNTY, MISSOURI, ACTING AS THE VERIFICATION BOARD PURSUANT TO SECTION 115.507, RSMo, HEREBY CERTIFY THE FOREGOING TO BE A TRUE AND CORRECT ABSTRACT OF VOTES CAST FOR THE CANDIDATES AND ISSUES AT THE MUNICIPAL GENERAL ELECTION HELD IN ST. LOUIS COUNTY, MISSOURI, ON APRIL 3, 2018. IN TESTIMONY WHEREOF, WE HAVE HEREUNTO SET OUR HAND AT OUR OFFICE IN ST. ANN, ST. LOUIS COUNTY, MISSOURI, ON APRIL 17, 2018.

  
 SHARON BUCHANAN-MCCLURE, CHAIR

  
 TRUDI MCCOLLUM FOUSHEE, SECRETARY

  
 MATTHEW W. POTTER, COMMISSIONER

  
 PEGGY BARNHART, COMMISSIONER



VILLAGE OF PASADENA PARK  
 RUN DATE:04/16/18 07:12 PM

GENERAL MUNICIPAL ELECTION  
 ST. LOUIS COUNTY, MISSOURI  
 TUESDAY, APRIL 3, 2018

OFFICIAL FINAL RESULTS

	TOTAL	PERCENT		TOTAL	PERCENT
01 = REGISTERED VOTERS - TOTAL ST. LOUIS CO	309		03 = VOTER TURNOUT - TOTAL ST. LOUIS COUNTY	66	21.36
02 = BALLOTS CAST - TOTAL ST. LOUIS COUNTY	66				
	01	02	03		
1939 NOR39	309	66	21.36		

	VOTES				PERCENT		VOTES				PERCENT
TRUSTEE PASADENA PARK						03 = MARY RICH	43	39.09			
(Vote for ) 2						04 = INVALID WRITE-IN	2	1.82			
01 = JACKIE KAM-BLACKARD	28	25.45									
02 = BILL BLACKARD	37	33.64									
	01	02	03	04							
1939 NOR39	28	37	43	2							

WE, THE BOARD OF ELECTION COMMISSIONERS OF ST. LOUIS COUNTY, MISSOURI, ACTING AS THE VERIFICATION BOARD PURSUANT TO SECTION 115.507, RSMo, HEREBY CERTIFY THE FOREGOING TO BE A TRUE AND CORRECT ABSTRACT OF VOTES CAST FOR THE CANDIDATES AND ISSUES AT THE MUNICIPAL GENERAL ELECTION HELD IN ST. LOUIS COUNTY, MISSOURI, ON APRIL 3, 2018. IN TESTIMONY WHEREOF, WE HAVE HEREUNTO SET OUR HAND AT OUR OFFICE IN ST. ANN, ST. LOUIS COUNTY, MISSOURI, ON APRIL 17, 2018.

*Sharon Buchanan-McClure*  
 SHARON BUCHANAN-MCCLURE, CHAIR

*Trudi McCollum Foushee*  
 TRUDI MCCOLLUM FOUSHEE, SECRETARY

*Matthew W. Potter*  
 MATTHEW W. POTTER, COMMISSIONER

*Peggy Barnhart*  
 PEGGY BARNHART, COMMISSIONER





01 = REGISTERED VOTERS - TOTAL ST. LOUIS CO	TOTAL	PERCENT	03 = VOTER TURNOUT - TOTAL ST. LOUIS COUNTY	TOTAL	PERCENT
02 = BALLOTS CAST - TOTAL ST. LOUIS COUNTY	1,743			15.09	
	263				
	01	02	03		
1901 NOR1	406	54	13.30		
1902 NOR2	495	66	13.33		
1903 NOR3	395	75	18.99		
2721 UNV21	447	68	15.21		

ALDERPERSON PINE LAWN WARD 1 (Vote for ) 1	VOTES	PERCENT		VOTES	PERCENT
01 = JAMES BROOKS	28	41.18			
02 = FRED L. REEVES	40	58.82	03 = INVALID WRITE-IN	0	
	01	02	03		
2721 UNV21	28	40	0		

ALDERPERSON PINE LAWN WARD 2 (Vote for ) 1	VOTES	PERCENT		VOTES	PERCENT
01 = BETTY BROOKS	15	28.85	03 = NICHOLE D. RIGMAIDEN	16	30.77
02 = ROSLYN BROWN	21	40.38	04 = INVALID WRITE-IN	0	
	01	02	03	04	
1901 NOR1	15	21	16	0	

ALDERPERSON PINE LAWN WARD 3 (Vote for ) 1	VOTES	PERCENT		VOTES	PERCENT
01 = DAVID WADE	30	40.00	03 = INVALID WRITE-IN	1	1.33
02 = GERALD L. METTS	44	58.67			
	01	02	03		
1903 NOR3	30	44	1		

ALDERPERSON PINE LAWN WARD 4 (Vote for ) 1	VOTES	PERCENT		VOTES	PERCENT
01 = ELWYN M. WALLS	45	69.23	03 = INVALID WRITE-IN	1	1.54
02 = CHRISTINA A. JACKSON	19	29.23			
	01	02	03		
1902 NOR2	45	19	1		

PINE LAWN - PROPOSITION U ** (LOCAL USE TAX) ** (Vote for ) 1	VOTES	PERCENT			
01 = YES	112	46.67			
02 = NO	128	53.33			
	01	02			
1901 NOR1	29	22			
1902 NOR2	25	33			
1903 NOR3	35	35			
2721 UNV21	23	38			

WE, THE BOARD OF ELECTION COMMISSIONERS OF ST. LOUIS COUNTY, MISSOURI, ACTING AS THE VERIFICATION BOARD PURSUANT TO SECTION 115.507, RSMo, HEREBY CERTIFY THE FOREGOING TO BE A TRUE AND CORRECT ABSTRACT OF VOTES CAST FOR THE CANDIDATES AND ISSUES AT THE MUNICIPAL GENERAL ELECTION HELD IN ST. LOUIS COUNTY, MISSOURI, ON APRIL 3, 2018. IN TESTIMONY WHEREOF, WE HAVE HEREUNTO SET OUR HAND AT OUR OFFICE IN ST. ANN, ST. LOUIS COUNTY, MISSOURI, ON APRIL 17, 2018.

*Sharon Buchanan-McClure*  
 SHARON BUCHANAN-MCCLURE, CHAIR

*Trudi McCollum Foushee*  
 TRUDI MCCOLLUM FOUSHEE, SECRETARY

*Matthew W. Potter*  
 MATTHEW W. POTTER, COMMISSIONER

*Peggy Barnhart*  
 PEGGY BARNHART, COMMISSIONER



01 = REGISTERED VOTERS - TOTAL ST. LOUIS CO	TOTAL	PERCENT	03 = VOTER TURNOUT - TOTAL ST. LOUIS COUNTY	TOTAL	PERCENT
02 = BALLOTS CAST - TOTAL ST. LOUIS COUNTY	6,040				11.24
	679				
	01	02	03		
0509 CLA9	435	59	13.56		
0517 CLA17,27	185	25	13.51		
0519 CLA19	213	23	10.80		
0520 CLA20	691	45	6.51		
1013 HAD13	137	18	13.14		
1020 HAD20	298	42	14.09		
1021 HAD21	1012	76	7.51		
1022 HAD22	364	38	10.44		
1023 HAD23	271	27	9.96		
1025 HAD25,27	1081	114	10.55		
1026 HAD26	221	15	6.79		
1028 HAD28	654	137	20.95		
1029 HAD29	478	60	12.55		





COUNCIL MEMBER RICHMOND HEIGHTS DISTRICT 1		VOTES	PERCENT
(Vote for ) 1			
01 = LISA EPPERT		104	99.05
02 = INVALID WRITE-IN		1	.95
	01	02	
1013 HAD13	14	0	
1021 HAD21	68	0	
1023 HAD23	22	1	

COUNCIL MEMBER RICHMOND HEIGHTS DISTRICT 2		VOTES	PERCENT
(Vote for ) 1			
01 = REGINALD FINNEY		153	96.23
02 = INVALID WRITE-IN		6	3.77
	01	02	
1025 HAD25,27	103	5	
1029 HAD29	50	1	

COUNCIL MEMBER RICHMOND HEIGHTS DISTRICT 3		VOTES	PERCENT	VOTES	PERCENT
(Vote for ) 1					
01 = DONALD DROEGE		42	20.10		
02 = ASHLEY METCALF		164	78.47	03 = INVALID WRITE-IN	3 1.44
	01	02	03		
1020 HAD20	3	31	2		
1022 HAD22	11	26	1		
1028 HAD28	28	107	0		

COUNCIL MEMBER RICHMOND HEIGHTS DISTRICT 4		VOTES	PERCENT
(Vote for ) 1			
01 = DAN SEBBEN		129	94.85
02 = INVALID WRITE-IN		7	5.15
	01	02	
0509 CLA9	42	2	
0517 CLA17,27	21	1	
0519 CLA19	18	0	
0520 CLA20	37	1	
1026 HAD26	11	3	

WE, THE BOARD OF ELECTION COMMISSIONERS OF ST. LOUIS COUNTY, MISSOURI, ACTING AS THE VERIFICATION BOARD PURSUANT TO SECTION 115.507, RSMo, HEREBY CERTIFY THE FOREGOING TO BE A TRUE AND CORRECT ABSTRACT OF VOTES CAST FOR THE CANDIDATES AND ISSUES AT THE MUNICIPAL GENERAL ELECTION HELD IN ST. LOUIS COUNTY, MISSOURI, ON APRIL 3, 2018. IN TESTIMONY WHEREOF, WE HAVE HEREUNTO SET OUR HAND AT OUR OFFICE IN ST. ANN, ST. LOUIS COUNTY, MISSOURI, ON APRIL 17, 2018.

SHARON BUCHANAN-MCCLURE, CHAIR      TRUDI MCCOLLUM FOUSHEE, SECRETARY      MATTHEW W. POTTER, COMMISSIONER      PEGGY BARNHART, COMMISSIONER



VILLAGE OF RIVERVIEW  
 RUN DATE:04/16/18 07:13 PM

GENERAL MUNICIPAL ELECTION  
 ST. LOUIS COUNTY, MISSOURI  
 TUESDAY, APRIL 3, 2018

OFFICIAL FINAL RESULTS

	TOTAL	PERCENT		TOTAL	PERCENT
01 = REGISTERED VOTERS - TOTAL ST. LOUIS CO	1,095		03 = VOTER TURNOUT - TOTAL ST. LOUIS COUNTY		10.87
02 = BALLOTS CAST - TOTAL ST. LOUIS COUNTY	119				
	01	02	03		
2431 SF31,32	1095	.119	10.87		

	VOTES					PERCENT		VOTES					PERCENT
TRUSTEE RIVERVIEW													
(Vote for ) 2													
01 = CRAIG BOEHMER				72		34.78							
02 = PHYLLIS PARO				82		39.61		04 = THEO BROWN, SR.			29		14.01
03 = WILLIAM BRIGHT				22		10.63		05 = INVALID WRITE-IN			2		.97
				01	02	03	04	05					
2431 SF31,32				72	82	22	29	2					

WE, THE BOARD OF ELECTION COMMISSIONERS OF ST. LOUIS COUNTY, MISSOURI, ACTING AS THE VERIFICATION BOARD PURSUANT TO SECTION 115.507,RSMo, HEREBY CERTIFY THE FOREGOING TO BE A TRUE AND CORRECT ABSTRACT OF VOTES CAST FOR THE CANDIDATES AND ISSUES AT THE MUNICIPAL GENERAL ELECTION HELD IN ST. LOUIS COUNTY, MISSOURI, ON APRIL 3, 2018. IN TESTIMONY WHEREOF, WE HAVE HEREUNTO SET OUR HAND AT OUR OFFICE IN ST. ANN, ST. LOUIS COUNTY, MISSOURI, ON APRIL 17, 2018.

*Sharon Buchanan-McClure*  
 SHARON BUCHANAN-MCCLURE, CHAIR

*Trudi McCollum Foushee*  
 TRUDI MCCOLLUM FOUSHEE, SECRETARY

*Matthew W. Potter*  
 MATTHEW W. POTTER, COMMISSIONER

*Peggy Barnhart*  
 PEGGY BARNHART, COMMISSIONER



	TOTAL	PERCENT		TOTAL	PERCENT
01 = REGISTERED VOTERS - TOTAL ST. LOUIS CO	3,337		03 = VOTER TURNOUT - TOTAL ST. LOUIS COUNTY		7.46
02 = BALLOTS CAST - TOTAL ST. LOUIS COUNTY	249				
	01	02	03		
0518 CLA18	9	1	11.11		
0522 CLA22	920	90	9.78		
0523 CLA23	1276	85	6.66		
0550 CLA50	631	37	5.86		
0551 CLA51	501	36	7.19		

MAYOR ROCK HILL  
 (Vote for ) 1

	VOTES	PERCENT
01 = EDWARD MAHAN	232	95.87
02 = INVALID WRITE-IN	10	4.13
	01	02
0518 CLA18	0	0
0522 CLA22	88	2
0523 CLA23	75	6
0550 CLA50	33	2
0551 CLA51	36	0

ALDERPERSON ROCK HILL WARD 1  
 (Vote for ) 1

	VOTES	PERCENT
01 = PHILIP E. SCHERRY	66	98.51
02 = INVALID WRITE-IN	1	1.49
	01	02
0550 CLA50	36	1
0551 CLA51	30	0

ALDERPERSON ROCK HILL WARD 2  
 (Vote for ) 1

	VOTES	PERCENT
01 = JAMES KILLION	81	96.43
02 = INVALID WRITE-IN	3	3.57
	01	02
0522 CLA22	81	3

ALDERPERSON ROCK HILL WARD 3  
 (Vote for ) 1

	VOTES	PERCENT
01 = ROBT A. WEIDER	72	92.31
02 = INVALID WRITE-IN	6	7.69
	01	02
0518 CLA18	1	0
0523 CLA23	71	6

WE, THE BOARD OF ELECTION COMMISSIONERS OF ST. LOUIS COUNTY, MISSOURI, ACTING AS THE VERIFICATION BOARD PURSUANT TO SECTION 115.507, RSMo, HEREBY CERTIFY THE FOREGOING TO BE A TRUE AND CORRECT ABSTRACT OF VOTES CAST FOR THE CANDIDATES AND ISSUES AT THE MUNICIPAL GENERAL ELECTION HELD IN ST. LOUIS COUNTY, MISSOURI, ON APRIL 3, 2018. IN TESTIMONY WHEREOF, WE HAVE HEREUNTO SET OUR HAND AT OUR OFFICE IN ST. ANN, ST. LOUIS COUNTY, MISSOURI, ON APRIL 17, 2018.

*Sharon Buchanan-McClure*  
 SHARON BUCHANAN-MCCLURE, CHAIR

*Trudi McCollum Foushee*  
 TRUDI MCCOLLUM FOUSHEE, SECRETARY

*Matthew W. Potter*  
 MATTHEW W. POTTER, COMMISSIONER

*Peggy Barnhart*  
 PEGGY BARNHART, COMMISSIONER



01 = REGISTERED VOTERS - TOTAL ST. LOUIS CO	TOTAL	PERCENT	03 = VOTER TURNOUT - TOTAL ST. LOUIS COUNTY	TOTAL	PERCENT
02 = BALLOTS CAST - TOTAL ST. LOUIS COUNTY	4,178				12.97
	542				
	01	02	03		
1006 HAD6	679	94	13.84		
1007 HAD7,24	512	70	13.67		
1031 HAD31 JEF11	814	160	19.66		
1106 JEF6	343	33	9.62		
1109 JEF9	507	81	15.98		
1115 JEF15	456	46	10.09		
1129 JEF29	867	58	6.69		

MAYOR SHREWSBURY	VOTES		PERCENT		
(Vote for ) 1					
01 = SAM SCHERER	490		95.15		
02 = INVALID WRITE-IN	25		4.85		
	01	02			
1006 HAD6	86	3			
1007 HAD7,24	65	2			
1031 HAD31 JEF11	143	9			
1106 JEF6	33	0			
1109 JEF9	68	7			
1115 JEF15	41	1			
1129 JEF29	54	3			

ALDERPERSON SHREWSBURY WARD 1	VOTES		PERCENT		VOTES	PERCENT
(Vote for ) 1						
01 = KEITH PETERS	135		59.21			
02 = NICHOLAS LINDLEY	91		39.91	03 = INVALID WRITE-IN	2	.88
	01	02	03			
1007 HAD7,24	41	26	1			
1031 HAD31 JEF11	94	65	1			

ALDERPERSON SHREWSBURY WARD 2	VOTES		PERCENT		VOTES	PERCENT
(Vote for ) 1						
01 = GREGORY LAUTER	155		75.61			
02 = KENT BARNETT	50		24.39	03 = INVALID WRITE-IN	0	
	01	02	03			
1006 HAD6	74	18	0			
1106 JEF6	20	13	0			
1109 JEF9	61	19	0			

ALDERPERSON SHREWSBURY WARD 3	VOTES		PERCENT		
(Vote for ) 1					
01 = CHRIS GORMAN	95		95.96		
02 = INVALID WRITE-IN	4		4.04		
	01	02			
1115 JEF15	43	0			
1129 JEF29	52	4			

WE, THE BOARD OF ELECTION COMMISSIONERS OF ST. LOUIS COUNTY, MISSOURI, ACTING AS THE VERIFICATION BOARD PURSUANT TO SECTION 115.507, RSMo, HEREBY CERTIFY THE FOREGOING TO BE A TRUE AND CORRECT ABSTRACT OF VOTES CAST FOR THE CANDIDATES AND ISSUES AT THE MUNICIPAL GENERAL ELECTION HELD IN ST. LOUIS COUNTY, MISSOURI, ON APRIL 3, 2018. IN TESTIMONY WHEREOF, WE HAVE HEREUNTO SET OUR HAND AT OUR OFFICE IN ST. ANN, ST. LOUIS COUNTY, MISSOURI, ON APRIL 17, 2018.

*Sharon Buchanan-McClure*  
 SHARON BUCHANAN-MCCLURE, CHAIR

*Trudi McCollum Foushee*  
 TRUDI MCCOLLUM FOUSHEE, SECRETARY

*Matthew W. Potter*  
 MATTHEW W. POTTER, COMMISSIONER

*Peggy Barnhart*  
 PEGGY BARNHART, COMMISSIONER



	TOTAL	PERCENT		TOTAL	PERCENT
01 = REGISTERED VOTERS - TOTAL ST. LOUIS CO	7,175		03 = VOTER TURNOUT - TOTAL ST. LOUIS COUNTY	814	11.34
02 = BALLOTS CAST - TOTAL ST. LOUIS COUNTY	814				
	01	02	03		
0104 AP4,28 MID50	1279	214	16.73		
0108 AP8,24	849	55	6.48		
0111 AP11,20	548	59	10.77		
0130 AP30	146	2	1.37		
0131 AP31	669	83	12.41		
0133 AP33	255	70	27.45		
0140 AP40 MID56	849	77	9.07		
0144 AP44	364	66	18.13		
0146 AP46	59	20	33.90		
0149 AP49	646	63	9.75		
1723 MID23	477	32	6.71		
1727 MID27	326	29	8.90		
1742 MID42	470	35	7.45		
1746 MID46	238	9	3.78		

	VOTES	PERCENT		VOTES	PERCENT
ALDERPERSON ST. ANN WARD 1 (Vote for ) 1					
01 = KATHI ASINGER CAMPBELL	85	95.51			
02 = INVALID WRITE-IN	4	4.49			
	01	02			
0108 AP8,24	47	4			
1723 MID23	29	0			
1746 MID46	9	0			

	VOTES	PERCENT		VOTES	PERCENT
ALDERPERSON ST. ANN WARD 2 (Vote for ) 1					
01 = WILLIAM (BILL) CRONEY	108	52.17			
02 = DAN R. MCCORD	97	46.86	03 = INVALID WRITE-IN	2	.97
	01	02	03		
0111 AP11,20	30	29	0		
0130 AP30	1	0	0		
0131 AP31	42	40	1		
0144 AP44	35	28	1		


	VOTES	PERCENT		VOTES	PERCENT
ALDERPERSON ST. ANN WARD 3 (Vote for ) 1					
01 = MATTHEW KYLE DIRCK	178	97.27			
02 = INVALID WRITE-IN	5	2.73			
	01	02			
0140 AP40 MID56	69	1			
0149 AP49	52	2			
1727 MID27	27	0			
1742 MID42	30	2			


	VOTES	PERCENT		VOTES	PERCENT
ALDERPERSON ST. ANN WARD 4 (Vote for ) 1					
01 = TIM HOOG	56	18.48	03 = DAVID WILSON	61	20.13
02 = IVEN L. SPARKS	186	61.39	04 = INVALID WRITE-IN	0	
	01	02	03	04	
0104 AP4,28 MID50	39	132	43	0	
0133 AP33	15	41	14	0	
0146 AP46	2	13	4	0	

WE, THE BOARD OF ELECTION COMMISSIONERS OF ST. LOUIS COUNTY, MISSOURI, ACTING AS THE VERIFICATION BOARD PURSUANT TO SECTION 115.507,RSMo, HEREBY CERTIFY THE FOREGOING TO BE A TRUE AND CORRECT ABSTRACT OF VOTES CAST FOR THE CANDIDATES AND ISSUES AT THE MUNICIPAL GENERAL ELECTION HELD IN ST. LOUIS COUNTY, MISSOURI, ON APRIL 3, 2018. IN TESTIMONY WHEREOF, WE HAVE HEREUNTO SET OUR HAND AT OUR OFFICE IN ST. ANN, ST. LOUIS COUNTY, MISSOURI, ON APRIL 17, 2018.

  
 SHARON BUCHANAN-MCCLURE, CHAIR

  
 TRUDI MCCOLLUM FOUSHEE, SECRETARY

  
 MATTHEW W. POTTER, COMMISSIONER

  
 PEGGY BARNHART, COMMISSIONER




	TOTAL	PERCENT		TOTAL	PERCENT
01 = REGISTERED VOTERS - TOTAL ST. LOUIS CO	3,445		03 = VOTER TURNOUT - TOTAL ST. LOUIS COUNTY	309	8.97
02 = BALLOTS CAST - TOTAL ST. LOUIS COUNTY	309				
	01	02	03		
0106 AP6,9,13,37	1314	103	7.84		
0114 AP14 NOR27	416	30	7.21		
0115 AP15	283	21	7.42		
0116 AP16 NOR31	217	20	9.22		
1926 NOR26	1215	135	11.11		


	VOTES	PERCENT		VOTES	PERCENT
COUNCIL MEMBER ST. JOHN WARD 1 (Vote for ) 1					
01 = PAMELA J. HOLLENBERG	135	77.59	03 = INVALID WRITE-IN	1	.57
02 = DAVID M. WIEDA	38	21.84			
	01	02	03		
0115 AP15	19	2	0		
0116 AP16 NOR31	14	6	0		
1926 NOR26	102	30	1		


	VOTES	PERCENT		VOTES	PERCENT
COUNCIL MEMBER ST. JOHN WARD 2 (Vote for ) 1					
01 = MARY E. HALASKA	111	96.52			
02 = INVALID WRITE-IN	4	3.48			
	01	02			
0106 AP6,9,13,37	85	4			
0114 AP14 NOR27	26	0			


	VOTES	PERCENT		VOTES	PERCENT
ST. JOHN - PROPOSITION U ** (LOCAL USE TAX) ** (Vote for ) 1					
01 = YES	165	54.64			
02 = NO	137	45.36			
	01	02			
0106 AP6,9,13,37	54	49			
0114 AP14 NOR27	12	17			
0115 AP15	11	9			
0116 AP16 NOR31	8	12			
1926 NOR26	80	50			

WE, THE BOARD OF ELECTION COMMISSIONERS OF ST. LOUIS COUNTY, MISSOURI, ACTING AS THE VERIFICATION BOARD PURSUANT TO SECTION 115.507, RSMo, HEREBY CERTIFY THE FOREGOING TO BE A TRUE AND CORRECT ABSTRACT OF VOTES CAST FOR THE CANDIDATES AND ISSUES AT THE MUNICIPAL GENERAL ELECTION HELD IN ST. LOUIS COUNTY, MISSOURI, ON APRIL 3, 2018. IN TESTIMONY WHEREOF, WE HAVE HEREUNTO SET OUR HAND AT OUR OFFICE IN ST. ANN, ST. LOUIS COUNTY, MISSOURI, ON APRIL 17, 2018.

  
 SHARON BUCHANAN-MCCLURE, CHAIR

  
 TRUDI MCCOLLUM FOUSHEE, SECRETARY

  
 MATTHEW W. POTTER, COMMISSIONER

  
 PEGGY BARNHART, COMMISSIONER



CITY OF SUNSET HILLS  
RUN DATE:04/16/18 07:16 PM

GENERAL MUNICIPAL ELECTION  
ST. LOUIS COUNTY, MISSOURI  
TUESDAY, APRIL 3, 2018

OFFICIAL FINAL RESULTS

	TOTAL	PERCENT		TOTAL	PERCENT
01 = REGISTERED VOTERS - TOTAL ST. LOUIS CO	6,727		03 = VOTER TURNOUT - TOTAL ST. LOUIS COUNTY	970	14.42
02 = BALLOTS CAST - TOTAL ST. LOUIS COUNTY	970				
	01	02	03		
0216 BON16,20,35	1011	249	24.63		
0240 BON40 GRA2,8	399	49	12.28		
0601 CON1 GRA31	1212	261	21.53		
0603 CON3	621	56	9.02		
0625 CON25	1053	95	9.02		
0648 CON48	39	8	20.51		
0903 GRA3	15	4	26.67		
0909 GRA9	777	92	11.84		
0910 GRA10,12	107	23	21.50		
0911 GRA11	554	59	10.65		
0914 GRA14,41	857	71	8.28		
0923 GRA23,30	10	0	.00		
0934 GRA34	72	3	4.17		

	VOTES	PERCENT		VOTES	PERCENT
MAYOR SUNSET HILLS (Vote for ) 1					
01 = PATRICIA FRIBIS	879	96.91			
02 = INVALID WRITE-IN	28	3.09			
	01	02			
0216 BON16,20,35	229	7			
0240 BON40 GRA2,8	43	2			
0601 CON1 GRA31	230	4			
0603 CON3	49	2			
0625 CON25	86	6			
0648 CON48	8	0			
0903 GRA3	3	1			
0909 GRA9	83	3			
0910 GRA10,12	23	0			
0911 GRA11	55	2			
0914 GRA14,41	67	1			
0923 GRA23,30	0	0			
0934 GRA34	3	0			

	VOTES	PERCENT		VOTES	PERCENT
ALDERMAN SUNSET HILLS WARD 1 (Vote for ) 1					
01 = JOSEPH C. STEWART, III	125	41.67			
02 = ANN McMUNN	175	58.33	03 = INVALID WRITE-IN	0	
	01	02	03		
0216 BON16,20,35	117	130	0		
0240 BON40 GRA2,8	7	42	0		
0903 GRA3	1	3	0		

	VOTES	PERCENT		VOTES	PERCENT
ALDERMAN SUNSET HILLS WARD 2 (Vote for ) 1					
01 = CASEY F. WONG	158	98.14			
02 = INVALID WRITE-IN	3	1.86			
	01	02			
0648 CON48	8	0			
0909 GRA9	87	1			
0914 GRA14,41	63	2			

	VOTES	PERCENT		VOTES	PERCENT
ALDERMAN SUNSET HILLS WARD 3 (Vote for ) 1					
01 = KURT KRUEGER	161	95.27			
02 = INVALID WRITE-IN	8	4.73			
	01	02			
0625 CON25	87	2			
0910 GRA10,12	21	1			
0911 GRA11	50	5			
0934 GRA34	3	0			

	VOTES	PERCENT		VOTES	PERCENT
ALDERMAN SUNSET HILLS WARD 4 (Vote for ) 1					
01 = THOMPSON PRICE	262	98.87			
02 = INVALID WRITE-IN	3	1.13			
	01	02			
0601 CON1 GRA31	215	1			
0603 CON3	47	2			
0923 GRA23,30	0	0			

WE, THE BOARD OF ELECTION COMMISSIONERS OF ST. LOUIS COUNTY, MISSOURI, ACTING AS THE VERIFICATION BOARD PURSUANT TO SECTION 115.507,RSMo, HEREBY CERTIFY THE FOREGOING TO BE A TRUE AND CORRECT ABSTRACT OF VOTES CAST FOR THE CANDIDATES AND ISSUES AT THE MUNICIPAL GENERAL ELECTION HELD IN ST. LOUIS COUNTY,



MISSOURI, ON APRIL 3, 2018. IN TESTIMONY WHEREOF, WE HAVE HEREUNTO SET OUR HAND AT OUR OFFICE IN ST. ANN, ST. LOUIS COUNTY,  
MISSOURI, ON APRIL 17, 2018.



SHARON BUCHANAN-MCCLURE, CHAIR



TRUDI MCCOLLUM FOUSHEE, SECRETARY



MATTHEW W. POTTER, COMMISSIONER



PEGGY BARNHART, COMMISSIONER



	TOTAL	PERCENT		TOTAL	PERCENT
01 = REGISTERED VOTERS - TOTAL ST. LOUIS CO	8,160		03 = VOTER TURNOUT - TOTAL ST. LOUIS COUNTY	20.77	
02 = BALLOTS CAST - TOTAL ST. LOUIS COUNTY	1,695				
	01	02	03		
0320 CC20,59 MHT54	1159	134	11.56		
0329 CC29 MR39	519	62	11.95		
1246 LAF46 MR3	976	259	26.54		
1635 MHT35,56	1182	148	12.52		
1802 MR2	110	19	17.27		
1809 MR9	95	3	3.16		
1825 MR25	1155	465	40.26		
1829 MR29	776	173	22.29		
1843 MR43	452	38	8.41		
1844 MR44	683	157	22.99		
1845 MR45,53	534	75	14.04		
1848 MR48	473	159	33.62		
1856 MR56	46	3	6.52		





	VOTES	PERCENT		VOTES	PERCENT
ALDERMAN TOWN AND COUNTRY WARD 1 (Vote for ) 1					
01 = RICHARD (SKIP) MANGE	193	91.90			
02 = INVALID WRITE-IN	17	8.10			
	01	02			
0320 CC20,59 MHT54	110	10			
0329 CC29 MR39	45	4			
1809 MR9	3	0			
1843 MR43	33	3			
1856 MR56	2	0			

	VOTES	PERCENT		VOTES	PERCENT
ALDERMAN TOWN AND COUNTRY WARD 2 (Vote for ) 1					
01 = LINDSEY BUTLER	377	57.65			
02 = WILLIAM MCKNIGHT	276	42.20	03 = INVALID WRITE-IN	1	.15
	01	02	03		
1802 MR2	11	8	0		
1825 MR25	269	195	1		
1829 MR29	97	73	0		

	VOTES	PERCENT		VOTES	PERCENT
ALDERMAN TOWN AND COUNTRY WARD 3 (Vote for ) 1					
01 = GUSSIE CRAWFORD	208	36.68			
02 = MATT REUTER	359	63.32	03 = INVALID WRITE-IN	0	
	01	02	03		
1246 LAF46 MR3	65	190	0		
1844 MR44	68	86	0		
1848 MR48	75	83	0		

	VOTES	PERCENT		VOTES	PERCENT
ALDERMAN TOWN AND COUNTRY WARD 4 (Vote for ) 1					
01 = SUE ALLEN	189	94.97			
02 = INVALID WRITE-IN	10	5.03			
	01	02			
1635 MHT35,56	126	10			
1845 MR45,53	63	0			

WE, THE BOARD OF ELECTION COMMISSIONERS OF ST. LOUIS COUNTY, MISSOURI, ACTING AS THE VERIFICATION BOARD PURSUANT TO SECTION 115.507, RSMo, HEREBY CERTIFY THE FOREGOING TO BE A TRUE AND CORRECT ABSTRACT OF VOTES CAST FOR THE CANDIDATES AND ISSUES AT THE MUNICIPAL GENERAL ELECTION HELD IN ST. LOUIS COUNTY, MISSOURI, ON APRIL 3, 2018. IN TESTIMONY WHEREOF, WE HAVE HEREUNTO SET OUR HAND AT OUR OFFICE IN ST. ANN, ST. LOUIS COUNTY, MISSOURI, ON APRIL 17, 2018.

SHARON BUCHANAN-MCCLURE, CHAIR      TRUDI MCCOLLUM FOUSHEE, SECRETARY      MATTHEW W. POTTER, COMMISSIONER      PEGGY BARNHART, COMMISSIONER



CITY OF TWIN OAKS  
 RUN DATE:04/16/18 07:17 PM

GENERAL MUNICIPAL ELECTION  
 ST. LOUIS COUNTY, MISSOURI  
 TUESDAY, APRIL 3, 2018

OFFICIAL FINAL RESULTS

01 = REGISTERED VOTERS - TOTAL ST. LOUIS CO	TOTAL	PERCENT	03 = VOTER TURNOUT - TOTAL ST. LOUIS COUNTY	TOTAL	PERCENT
02 = BALLOTS CAST - TOTAL ST. LOUIS COUNTY	278			91	32.73
	91				
	01	02	03		
2332 QUE32	278	91	32.73		

ALDERMEN-AT-LARGE TWIN OAKS (Vote for ) 2	VOTES	PERCENT		VOTES	PERCENT
01 = TIM C. STOECKL	52	31.33			
02 = JEFFREY LYNN GRAVES	31	18.67		04 = APRIL MILNE	63 37.95
03 = FRANK VENTURELLA	18	10.84		05 = INVALID WRITE-IN	2 1.20
	01	02	03	04	05
2332 QUE32	52	31	18	63	2

WE, THE BOARD OF ELECTION COMMISSIONERS OF ST. LOUIS COUNTY, MISSOURI, ACTING AS THE VERIFICATION BOARD PURSUANT TO SECTION 115.507,RSMo, HEREBY CERTIFY THE FOREGOING TO BE A TRUE AND CORRECT ABSTRACT OF VOTES CAST FOR THE CANDIDATES AND ISSUES AT THE MUNICIPAL GENERAL ELECTION HELD IN ST. LOUIS COUNTY, MISSOURI, ON APRIL 3, 2018. IN TESTIMONY WHEREOF, WE HAVE HEREUNTO SET OUR HAND AT OUR OFFICE IN ST. ANN, ST. LOUIS COUNTY, MISSOURI, ON APRIL 17, 2018.

*Sharon Buchanan-McClure*  
 SHARON BUCHANAN-MCCLURE, CHAIR

*Trudi McCollum Foushee*  
 TRUDI MCCOLLUM FOUSHEE, SECRETARY

*Matthew W. Potter*  
 MATTHEW W. POTTER, COMMISSIONER

*Peggy Barnhart*  
 PEGGY BARNHART, COMMISSIONER



	TOTAL	PERCENT		TOTAL	PERCENT
01 = REGISTERED VOTERS - TOTAL ST. LOUIS CO	23,088		03 = VOTER TURNOUT - TOTAL ST. LOUIS COUNTY	3,230	13.99
02 = BALLOTS CAST - TOTAL ST. LOUIS COUNTY	3,230				
	01	02	03		
0501 CLA1	1098	180	16.39		
0505 CLA5,43 UNV32,41	1753	210	11.98		
1008 HAD8	673	138	20.51		
1009 HAD9,10,11	1767	283	16.02		
1012 HAD12	1155	168	14.55		
1016 HAD16,34,35 UNV20	1488	253	17.00		
2704 UNV4	957	87	9.09		
2714 UNV14	1209	116	9.59		
2715 UNV15,16	1293	139	10.75		
2719 UNV19	1146	180	15.71		
2722 UNV22,35,38,42	1590	151	9.50		
2723 UNV23	1275	206	16.16		
2724 UNV24,29	1807	322	17.82		
2725 UNV25,26	1266	163	12.88		
2727 UNV27	1368	152	11.11		
2728 UNV28,43	1067	160	15.00		
2731 UNV31	697	95	13.63		
2733 UNV33,39,40,44	1408	221	15.70		
2734 UNV34	71	6	8.45		

	VOTES	PERCENT
MAYOR UNIVERSITY CITY (Vote for ) 1		
01 = TERRY CROW	2,649	93.31
02 = INVALID WRITE-IN	190	6.69
	01	02
0501 CLA1	152	10
0505 CLA5,43 UNV32,41	191	3
1008 HAD8	117	9
1009 HAD9,10,11	220	31
1012 HAD12	150	9
1016 HAD16,34,35 UNV20	201	17
2704 UNV4	66	6
2714 UNV14	93	5
2715 UNV15,16	115	5
2719 UNV19	151	8
2722 UNV22,35,38,42	129	2
2723 UNV23	155	18
2724 UNV24,29	242	21
2725 UNV25,26	135	10
2727 UNV27	132	7
2728 UNV28,43	131	11
2731 UNV31	82	6
2733 UNV33,39,40,44	182	12
2734 UNV34	5	0

	VOTES	PERCENT
COUNCIL MEMBER UNIVERSITY CITY WARD 1 (Vote for ) 1		
01 = STEVE McMAHON	964	94.79
02 = INVALID WRITE-IN	53	5.21
	01	02
0501 CLA1	149	6
0505 CLA5,43 UNV32,41	180	4
1009 HAD9,10,11	224	23
1012 HAD12	142	8
2731 UNV31	84	3
2733 UNV33,39,40,44	181	9
2734 UNV34	4	0

	VOTES	PERCENT	VOTES	PERCENT
COUNCIL MEMBER UNIVERSITY CITY WARD 2 (Vote for ) 1				
01 = TIM CUSICK	572	50.98		
02 = JERROLD TIERS	547	48.75	03 = INVALID WRITE-IN	3 .27
	01	02	03	
1008 HAD8	89	44	0	
1016 HAD16,34,35 UNV20	98	143	0	
2704 UNV4	44	35	1	
2723 UNV23	106	92	0	
2724 UNV24,29	134	181	1	
2728 UNV28,43	101	52	1	

	VOTES	PERCENT
COUNCIL MEMBER UNIVERSITY CITY WARD 3 (Vote for ) 1		
01 = STACY CLAY	818	98.55
02 = INVALID WRITE-IN	12	1.45
	01	02
2714 UNV14	105	1
2715 UNV15,16	126	2
2719 UNV19	162	4
2722 UNV22,35,38,42	136	1
2725 UNV25,26	148	2
2727 UNV27	141	2


WE, THE BOARD OF ELECTION COMMISSIONERS OF ST. LOUIS COUNTY, MISSOURI, ACTING AS THE VERIFICATION BOARD PURSUANT TO SECTION 115.507, RSMO, HEREBY CERTIFY THE FOREGOING TO BE A TRUE AND CORRECT ABSTRACT OF VOTES CAST FOR THE CANDIDATES AND ISSUES AT THE MUNICIPAL GENERAL ELECTION HELD IN ST. LOUIS COUNTY, MISSOURI, ON APRIL 3, 2018. IN TESTIMONY WHEREOF, WE HAVE HEREUNTO SET OUR HAND AT OUR OFFICE IN ST. ANN, ST. LOUIS COUNTY, MISSOURI, ON APRIL 17, 2018.



SHARON BUCHANAN-MCCLURE, CHAIR



TRUDI MCCOLLUM FOUSHEE, SECRETARY



MATTHEW W. POTTER, COMMISSIONER



PEGGY BARNHART, COMMISSIONER



VILLAGE OF UPLANDS PARK  
 RUN DATE:04/16/18 07:18 PM


GENERAL MUNICIPAL ELECTION  
 ST. LOUIS COUNTY, MISSOURI  
 TUESDAY, APRIL 3, 2018


OFFICIAL FINAL RESULTS


	TOTAL	PERCENT		TOTAL	PERCENT
01 = REGISTERED VOTERS - TOTAL ST. LOUIS CO	265		03 = VOTER TURNOUT - TOTAL ST. LOUIS COUNTY	39	14.72
02 = BALLOTS CAST - TOTAL ST. LOUIS COUNTY	39				
	01	02	03		
1941 NOR41	265	39	14.72		


	VOTES				PERCENT		VOTES				PERCENT
TRUSTEE UPLANDS PARK						03 = BARNEY W. SHELTON	25	28.74			
(Vote for ) 3						04 = INVALID WRITE-IN	2	2.30			
01 = JOHNETTA WILLIAMS			25	28.74							
02 = CHRISTINA MOORE			35	40.23							
	01	02	03	04							
1941 NOR41	25	35	25	2							

WE, THE BOARD OF ELECTION COMMISSIONERS OF ST. LOUIS COUNTY, MISSOURI, ACTING AS THE VERIFICATION BOARD PURSUANT TO SECTION 115.507, RSMo, HEREBY CERTIFY THE FOREGOING TO BE A TRUE AND CORRECT ABSTRACT OF VOTES CAST FOR THE CANDIDATES AND ISSUES AT THE MUNICIPAL GENERAL ELECTION HELD IN ST. LOUIS COUNTY, MISSOURI, ON APRIL 3, 2018. IN TESTIMONY WHEREOF, WE HAVE HEREUNTO SET OUR HAND AT OUR OFFICE IN ST. ANN, ST. LOUIS COUNTY, MISSOURI, ON APRIL 17, 2018.

  
 SHARON BUCHANAN-MCCLURE, CHAIR

  
 TRUDI MCCOLLUM FOUSHEE, SECRETARY

  
 MATTHEW W. POTTER, COMMISSIONER

  
 PEGGY BARNHART, COMMISSIONER



	TOTAL	PERCENT		TOTAL	PERCENT
01 = REGISTERED VOTERS - TOTAL ST. LOUIS CO	3,934		03 = VOTER TURNOUT - TOTAL ST. LOUIS COUNTY	1,050	26.69
02 = BALLOTS CAST - TOTAL ST. LOUIS COUNTY	1,050				
	01	02	03		
1544 MER44	5	0	.00		
2317 QUE17,40	736	169	22.96		
2320 QUE20	17	0	.00		
2321 QUE21	69	9	13.04		
2325 QUE25,38	775	214	27.61		
2328 QUE28,34	255	70	27.45		
2333 QUE33	416	120	28.85		
2335 QUE35	647	253	39.10		
2342 QUE42	574	178	31.01		
2346 QUE46	160	9	5.63		
2349 QUE49	279	28	10.04		
2350 QUE50	1	0	.00		

MAYOR VALLEY PARK			VOTES	PERCENT				VOTES	PERCENT
(Vote for ) 1									
01 = CHARLES (RICK) WILKEN			474	45.66					
02 = CHANDRA WEBSTER			562	54.14	03 = INVALID WRITE-IN			2	.19
	01	02	03						
1544 MER44	0	0	0						
2317 QUE17,40	84	84	0						
2320 QUE20	0	0	0						
2321 QUE21	0	9	0						
2325 QUE25,38	106	107	0						
2328 QUE28,34	34	36	0						
2333 QUE33	55	61	0						
2335 QUE35	112	137	2						
2342 QUE42	69	106	0						
2346 QUE46	2	7	0						
2349 QUE49	12	15	0						
2350 QUE50	0	0	0						

MARSHAL VALLEY PARK			VOTES	PERCENT				VOTES	PERCENT
(Vote for ) 1									
01 = WM. SCOTT RUE			610	65.66					
02 = RICHARD (DIXIE) NICOLAS			312	33.58	03 = INVALID WRITE-IN			7	.75
	01	02	03						
1544 MER44	0	0	0						
2317 QUE17,40	112	52	0						
2320 QUE20	0	0	0						
2321 QUE21	7	1	0						
2325 QUE25,38	126	55	3						
2328 QUE28,34	42	17	0						
2333 QUE33	63	32	0						
2335 QUE35	135	103	1						
2342 QUE42	103	44	2						
2346 QUE46	6	2	0						
2349 QUE49	16	6	1						
2350 QUE50	0	0	0						

ALDERPERSON VALLEY PARK WARD 1			VOTES	PERCENT				VOTES	PERCENT
(Vote for ) 1									
01 = DONALD CHADD			97	51.32					
02 = LLOYD G. FORD			90	47.62	03 = INVALID WRITE-IN			2	1.06
	01	02	03						
1544 MER44	0	0	0						
2317 QUE17,40	87	78	1						
2320 QUE20	0	0	0						
2349 QUE49	10	12	1						
2350 QUE50	0	0	0						

ALDERPERSON VALLEY PARK WARD 2			VOTES	PERCENT				VOTES	PERCENT
(Vote for ) 1									
01 = BETTY HALKER			143	96.62					
02 = INVALID WRITE-IN			5	3.38					
	01	02							
2342 QUE42	136	5							
2346 QUE46	7	0							

ALDERPERSON VALLEY PARK WARD 3			VOTES	PERCENT				VOTES	PERCENT
(Vote for ) 1									
01 = MARGUERITE WILBURN			104	31.80					
02 = JON YOUNG			222	67.89	03 = INVALID WRITE-IN			1	.31
	01	02	03						
2321 QUE21	6	3	0						
2328 QUE28,34	16	52	0						
2335 QUE35	82	167	1						

		VOTES	PERCENT			VOTES	PERCENT
ALDERPERSON VALLEY PARK WARD 4							
(Vote for ) 1							
01 = JON COCHRAN		134	40.85				
02 = MIKE WHITE		194	59.15	03 = INVALID WRITE-IN		0	
		-----					
	01 02 03						
		-----					
2325 QUE25,38	102 111 0						
2333 QUE33	32 83 0						
		-----					

WE, THE BOARD OF ELECTION COMMISSIONERS OF ST. LOUIS COUNTY, MISSOURI, ACTING AS THE VERIFICATION BOARD PURSUANT TO SECTION 115.507, RSMO, HEREBY CERTIFY THE FOREGOING TO BE A TRUE AND CORRECT ABSTRACT OF VOTES CAST FOR THE CANDIDATES AND ISSUES AT THE MUNICIPAL GENERAL ELECTION HELD IN ST. LOUIS COUNTY, MISSOURI, ON APRIL 3, 2018. IN TESTIMONY WHEREOF, WE HAVE HEREUNTO SET OUR HAND AT OUR OFFICE IN ST. ANN, ST. LOUIS COUNTY, MISSOURI, ON APRIL 17, 2018.

*Sharon Buchanan-McClure*

SHARON BUCHANAN-MCCLURE, CHAIR

*Trudi McCollum Foushee*

TRUDI MCCOLLUM FOUSHEE, SECRETARY

*Matthew W. Potter*

MATTHEW W. POTTER, COMMISSIONER

*Peggy Barnhart*

PEGGY BARNHART, COMMISSIONER





CITY OF VELDA CITY  
 RUN DATE:04/16/18 07:18 PM

GENERAL MUNICIPAL ELECTION  
 ST. LOUIS COUNTY, MISSOURI  
 TUESDAY, APRIL 3, 2018

OFFICIAL FINAL RESULTS

01 = REGISTERED VOTERS - TOTAL ST. LOUIS CO	TOTAL	PERCENT	03 = VOTER TURNOUT - TOTAL ST. LOUIS COUNTY	TOTAL	PERCENT
02 = BALLOTS CAST - TOTAL ST. LOUIS COUNTY	810				7.28
	59				
	01	02	03		
1909 NOR9	443	34	7.67		
1937 NOR37	367	25	6.81		

		VOTES	PERCENT
ALDERPERSON VELDA CITY WARD 1			
(Vote for ) 1			
01 = WILLIE MAE WEAVER		23	95.83
02 = INVALID WRITE-IN		1	4.17
	01	02	
1937 NOR37	23	1	

		VOTES	PERCENT
ALDERPERSON VELDA CITY WARD 2			
(Vote for ) 1			
01 = ALESHIA VAUGHN		32	96.97
02 = INVALID WRITE-IN		1	3.03
	01	02	
1909 NOR9	32	1	

WE, THE BOARD OF ELECTION COMMISSIONERS OF ST. LOUIS COUNTY, MISSOURI, ACTING AS THE VERIFICATION BOARD PURSUANT TO SECTION 115.507, RSMo, HEREBY CERTIFY THE FOREGOING TO BE A TRUE AND CORRECT ABSTRACT OF VOTES CAST FOR THE CANDIDATES AND ISSUES AT THE MUNICIPAL GENERAL ELECTION HELD IN ST. LOUIS COUNTY, MISSOURI, ON APRIL 3, 2018. IN TESTIMONY WHEREOF, WE HAVE HEREUNTO SET OUR HAND AT OUR OFFICE IN ST. ANN, ST. LOUIS COUNTY, MISSOURI, ON APRIL 17, 2018.

  
 SHARON BUCHANAN-MCCLURE, CHAIR

  
 TRUDI MCCOLLUM FOUSHEE, SECRETARY

  
 MATTHEW W. POTTER, COMMISSIONER

  
 PEGGY BARNHART, COMMISSIONER



VELDA VILLAGE HILLS  
 RUN DATE:04/16/18 07:19 PM

GENERAL MUNICIPAL ELECTION  
 ST. LOUIS COUNTY, MISSOURI  
 TUESDAY, APRIL 3, 2018

OFFICIAL FINAL RESULTS

	TOTAL	PERCENT		TOTAL	PERCENT
01 = REGISTERED VOTERS - TOTAL ST. LOUIS CO	737		03 = VOTER TURNOUT - TOTAL ST. LOUIS COUNTY		12.08
02 = BALLOTS CAST - TOTAL ST. LOUIS COUNTY	89				
	01	02	03		
2730 UNV30	377	37	9.81		
2745 UNV45	360	52	14.44		

	VOTES	PERCENT
ALDERMAN VELDA VILLAGE HILLS WARD 1 (Vote for ) 1		
01 = HENRY BROOKS	32	100.00
02 = INVALID WRITE-IN	0	
	01	02
2730 UNV30	32	0

	VOTES	PERCENT		VOTES	PERCENT
ALDERMAN VELDA VILLAGE HILLS WARD 2 (Vote for ) 1			03 = INVALID WRITE-IN	0	
01 = JIMMIE ROSS	33	64.71			
02 = WILLIE FLOWERS	18	35.29			
	01	02	03		
2745 UNV45	33	18	0		

	VOTES	PERCENT
VELDA VILLAGE HILLS - PROPOSITION U ** (LOCAL USE TAX) ** (Vote for ) 1		
01 = YES	38	46.34
02 = NO	44	53.66
	01	02
2730 UNV30	21	13
2745 UNV45	17	31

WE, THE BOARD OF ELECTION COMMISSIONERS OF ST. LOUIS COUNTY, MISSOURI, ACTING AS THE VERIFICATION BOARD PURSUANT TO SECTION 115.507, RSMo, HEREBY CERTIFY THE FOREGOING TO BE A TRUE AND CORRECT ABSTRACT OF VOTES CAST FOR THE CANDIDATES AND ISSUES AT THE MUNICIPAL GENERAL ELECTION HELD IN ST. LOUIS COUNTY, MISSOURI, ON APRIL 3, 2018. IN TESTIMONY WHEREOF, WE HAVE HEREUNTO SET OUR HAND AT OUR OFFICE IN ST. ANN, ST. LOUIS COUNTY, MISSOURI, ON APRIL 17, 2018.

*Sharon Buchanan-McClure*

SHARON BUCHANAN-MCCLURE, CHAIR

*Trudi McCollum Foushee*

TRUDI MCCOLLUM FOUSHEE, SECRETARY

*Matthew W. Potter*

MATTHEW W. POTTER, COMMISSIONER

*Peggy Barnhart*

PEGGY BARNHART, COMMISSIONER



	TOTAL	PERCENT		TOTAL	PERCENT
01 = REGISTERED VOTERS - TOTAL ST. LOUIS CO	1,236		03 = VOTER TURNOUT - TOTAL ST. LOUIS COUNTY	420	33.98
02 = BALLOTS CAST - TOTAL ST. LOUIS COUNTY	420				
	01	02	03		
1710 MID10	126	55	43.65		
1718 MID18	299	131	43.81		
1720 MID20,60	24	8	33.33		
1725 MID25	45	14	31.11		
1730 MID30,32	286	84	29.37		
1738 MID38	50	20	40.00		
1755 MID55	213	47	22.07		
2703 UNV3	193	61	31.61		

	VOTES	PERCENT		VOTES	PERCENT
MAYOR VINITA PARK (Vote for ) 1					
01 = GERALD B. FRENCH, SR.	271	65.14	03 = INVALID WRITE-IN	0	
02 = BRIAN JOSEPH GREMAUD	145	34.86			
	01	02	03		
1710 MID10	27	28	0		
1718 MID18	69	60	0		
1720 MID20,60	8	0	0		
1725 MID25	6	8	0		
1730 MID30,32	61	22	0		
1738 MID38	18	2	0		
1755 MID55	44	3	0		
2703 UNV3	38	22	0		

	VOTES	PERCENT		VOTES	PERCENT
COLLECTOR VINITA PARK (Vote for ) 1					
01 = JEANETTE BLANKS CARRIDINE	326	97.31			
02 = INVALID WRITE-IN	9	2.69			
	01	02			
1710 MID10	40	2			
1718 MID18	100	6			
1720 MID20,60	8	0			
1725 MID25	12	0			
1730 MID30,32	69	1			
1738 MID38	14	0			
1755 MID55	34	0			
2703 UNV3	49	0			

	VOTES	PERCENT		VOTES	PERCENT
ALDERPERSON VINITA PARK WARD 1 (Vote for ) 1					
01 = RICH REDEL	114	97.44			
02 = INVALID WRITE-IN	3	2.56			
	01	02			
1718 MID18	114	3			

	VOTES	PERCENT		VOTES	PERCENT
ALDERPERSON VINITA PARK WARD 2 (Vote for ) 1					
01 = ORA M. STOKES	87	75.00	03 = INVALID WRITE-IN	0	
02 = HARVEY LINDSEY	29	25.00			
	01	02	03		
1725 MID25	4	10	0		
1730 MID30,32	68	14	0		
1738 MID38	15	5	0		

	VOTES	PERCENT		VOTES	PERCENT
ALDERPERSON VINITA PARK WARD 3 (Vote for ) 1					
01 = CELESTE McGEE	73	67.59	03 = INVALID WRITE-IN	0	
02 = RODERICK HERRON, SR.	35	32.41			
	01	02	03		
1710 MID10	30	23	0		
1720 MID20,60	7	1	0		
1755 MID55	36	11	0		

	VOTES	PERCENT		VOTES	PERCENT
ALDERPERSON VINITA PARK WARD 4 ** (FOUR YEAR MOST VOTES/THREE YEAR NEXT MOST VOTES)** (Vote for ) 2					
01 = DIANNE BRYANT-MILLER	27	29.35	03 = WILLARD D. MAYTUBBY	23	25.00
02 = JOHN R. PHILLIPS, II	41	44.57	04 = INVALID WRITE-IN	1	1.09
	01	02	03	04	
2703 UNV3	27	41	23	1	

VINITA PARK - PROPOSITION U  
 \*\* (BUSINESS LICENSE TAX - UTILITIES) \*\*  
 (Vote for ) 1  
 01 = YES  
 02 = NO

232 57.14  
 174 42.86

	01	02
1710 MID10	22	33
1718 MID18	73	52
1720 MID20,60	4	4
1725 MID25	10	4
1730 MID30,32	50	32
1738 MID38	8	11
1755 MID55	27	15
2703 UNV3	38	23

WE, THE BOARD OF ELECTION COMMISSIONERS OF ST. LOUIS COUNTY, MISSOURI, ACTING AS THE VERIFICATION BOARD PURSUANT TO SECTION 115.507, RSMo, HEREBY CERTIFY THE FOREGOING TO BE A TRUE AND CORRECT ABSTRACT OF VOTES CAST FOR THE CANDIDATES AND ISSUES AT THE MUNICIPAL GENERAL ELECTION HELD IN ST. LOUIS COUNTY, MISSOURI, ON APRIL 3, 2018. IN TESTIMONY WHEREOF, WE HAVE HEREUNTO SET OUR HAND AT OUR OFFICE IN ST. ANN, ST. LOUIS COUNTY, MISSOURI, ON APRIL 17, 2018.

*Sharon Buchanan-McClure*

SHARON BUCHANAN-MCCLURE, CHAIR

*Trudi McCollum Foushee*

TRUDI MCCOLLUM FOUSHEE, SECRETARY

*Matthew W. Potter*

MATTHEW W. POTTER, COMMISSIONER

*Peggy Barnhart*

PEGGY BARNHART, COMMISSIONER



CITY OF WARSON WOODS  
RUN DATE:04/16/18 07:20 PM

GENERAL MUNICIPAL ELECTION  
ST. LOUIS COUNTY, MISSOURI  
TUESDAY, APRIL 3, 2018

OFFICIAL FINAL RESULTS

01 = REGISTERED VOTERS - TOTAL ST. LOUIS CO	TOTAL	PERCENT	03 = VOTER TURNOUT - TOTAL ST. LOUIS COUNTY	TOTAL	PERCENT
02 = BALLOTS CAST - TOTAL ST. LOUIS COUNTY	1,572			237	15.08
	237				
	01	02	03		
0533 CLA33	364	77	21.15		
0542 CLA42	372	37	9.95		
0545 CLA45	449	61	13.59		
1101 JEF1	387	62	16.02		

MAYOR WARSON WOODS	VOTES	PERCENT
(Vote for ) 1		
01 = LAURANCE M. HOWE	161	70.61
02 = INVALID WRITE-IN	67	29.39
	01	02
0533 CLA33	60	11
0542 CLA42	28	8
0545 CLA45	44	16
1101 JEF1	29	32

ALDERPERSON WARSON WOODS WARD 1	VOTES	PERCENT
(Vote for ) 1		
01 = DEBORAH PENTLAND	55	94.83
02 = INVALID WRITE-IN	3	5.17
	01	02
1101 JEF1	55	3

ALDERPERSON WARSON WOODS WARD 1	VOTES	PERCENT
** (UNEXPIRED TERM) **		
(Vote for ) 1		
01 = DAWN BICKFORD	49	89.09
02 = INVALID WRITE-IN	6	10.91
	01	02
1101 JEF1	49	6

ALDERPERSON WARSON WOODS WARD 2	VOTES	PERCENT
(Vote for ) 1		
01 = MARK J. THOMPSON	55	93.22
02 = INVALID WRITE-IN	4	6.78
	01	02
0545 CLA45	55	4

ALDERPERSON WARSON WOODS WARD 3	VOTES	PERCENT
(Vote for ) 1		
01 = GEORGE R. BRUENNING	34	97.14
02 = INVALID WRITE-IN	1	2.86
	01	02
0542 CLA42	34	1

ALDERPERSON WARSON WOODS WARD 4	VOTES	PERCENT
** (FOUR YEAR MOST VOTES/THREE YEAR NEXT MOST VOTES) **		
(Vote for ) 1		
01 = MICHAEL J. DELL'ORCO	70	100.00
02 = INVALID WRITE-IN	0	
	01	02
0533 CLA33	70	0

WE, THE BOARD OF ELECTION COMMISSIONERS OF ST. LOUIS COUNTY, MISSOURI, ACTING AS THE VERIFICATION BOARD PURSUANT TO SECTION 115.507, RSMo, HEREBY CERTIFY THE FOREGOING TO BE A TRUE AND CORRECT ABSTRACT OF VOTES CAST FOR THE CANDIDATES AND ISSUES AT THE MUNICIPAL GENERAL ELECTION HELD IN ST. LOUIS COUNTY, MISSOURI, ON APRIL 3, 2018. IN TESTIMONY WHEREOF, WE HAVE HEREUNTO SET OUR HAND AT OUR OFFICE IN ST. ANN, ST. LOUIS COUNTY, MISSOURI, ON APRIL 17, 2018.

*Sharon Buchanan-McClure*

SHARON BUCHANAN-MCCLURE, CHAIR

*Trudi McCollum Foushee*

TRUDI MCCOLLUM FOUSHEE, SECRETARY

*Matthew W. Potter*

MATTHEW W. POTTER, COMMISSIONER

*Peggy Barnhart*

PEGGY BARNHART, COMMISSIONER



	TOTAL	PERCENT		TOTAL	PERCENT
01 = REGISTERED VOTERS - TOTAL ST. LOUIS CO	16,691		03 = VOTER TURNOUT - TOTAL ST. LOUIS COUNTY	4,728	28.33
02 = BALLOTS CAST - TOTAL ST. LOUIS COUNTY	4,728				
	01	02	03		
0521 CLA21	916	171	18.67		
1107 JEF7,13,20	1201	304	25.31		
1108 JEF8	605	207	34.21		
1110 JEF10	1282	392	30.58		
1112 JEF12,17	1196	330	27.59		
1114 JEF14	2008	580	28.88		
1116 JEF16	669	178	26.61		
1118 JEF18,24	1595	570	35.74		
1119 JEF19,31	2147	587	27.34		
1121 JEF21	1046	271	25.91		
1122 JEF22,25,26	996	326	32.73		
1123 JEF23,30	1706	467	27.37		
1127 JEF27	1324	345	26.06		

	VOTES	PERCENT		VOTES	PERCENT
MAYOR WEBSTER GROVES (Vote for ) 1					
01 = KEN BURNS	1,907	40.64	03 = INVALID WRITE-IN	18	.38
02 = GERRY WELCH	2,767	58.97			
	01	02	03		
0521 CLA21	44	127	0		
1107 JEF7,13,20	102	197	1		
1108 JEF8	61	145	0		
1110 JEF10	190	201	0		
1112 JEF12,17	119	208	2		
1114 JEF14	206	367	1		
1116 JEF16	101	76	0		
1118 JEF18,24	179	386	1		
1119 JEF19,31	280	301	2		
1121 JEF21	134	130	4		
1122 JEF22,25,26	129	193	1		
1123 JEF23,30	225	234	4		
1127 JEF27	137	202	2		

	VOTES	PERCENT		VOTES	PERCENT		
COUNCIL MEMBER WEBSTER GROVES (Vote for ) 3							
01 = GREGORY HAUG	1,631	12.73	05 = DAVID FRANKLIN	2,156	16.82		
02 = LAURA ARNOLD	3,591	28.02	06 = RON ZAGER	1,613	12.58		
03 = PAMELA BLISS	3,075	23.99	07 = INVALID WRITE-IN	57	.44		
04 = WESTON R. ACKERMANN	694	5.41					
	01	02	03	04	05	06	07
0521 CLA21	40	132	126	9	92	50	1
1107 JEF7,13,20	97	234	219	42	128	92	5
1108 JEF8	71	144	109	39	75	85	0
1110 JEF10	184	274	222	52	186	162	5
1112 JEF12,17	84	252	226	65	160	113	7
1114 JEF14	182	473	442	56	280	166	8
1116 JEF16	73	118	99	31	72	74	3
1118 JEF18,24	184	462	384	67	253	194	9
1119 JEF19,31	251	418	361	112	287	212	6
1121 JEF21	103	179	165	61	127	95	3
1122 JEF22,25,26	96	278	210	43	144	85	0
1123 JEF23,30	165	353	285	74	188	172	5
1127 JEF27	101	274	227	43	164	113	5

WE, THE BOARD OF ELECTION COMMISSIONERS OF ST. LOUIS COUNTY, MISSOURI, ACTING AS THE VERIFICATION BOARD PURSUANT TO SECTION 115.507, RSMo, HEREBY CERTIFY THE FOREGOING TO BE A TRUE AND CORRECT ABSTRACT OF VOTES CAST FOR THE CANDIDATES AND ISSUES AT THE MUNICIPAL GENERAL ELECTION HELD IN ST. LOUIS COUNTY, MISSOURI, ON APRIL 3, 2018. IN TESTIMONY WHEREOF, WE HAVE HEREUNTO SET OUR HAND AT OUR OFFICE IN ST. ANN, ST. LOUIS COUNTY, MISSOURI, ON APRIL 17, 2018.

 SHARON BUCHANAN-MCCLURE, CHAIR  
 TRUDI MCCOLLUM FOUSHEE, SECRETARY  
 MATTHEW W. POTTER, COMMISSIONER  
 PEGGY BARNHART, COMMISSIONER



	TOTAL	PERCENT		TOTAL	PERCENT
01 = REGISTERED VOTERS - TOTAL ST. LOUIS CO	1,144		03 = VOTER TURNOUT - TOTAL ST. LOUIS COUNTY	236	20.63
02 = BALLOTS CAST - TOTAL ST. LOUIS COUNTY	236				
	01	02	03		
2705 UNV5,6,8,12,13	481	88	18.30		
2707 UNV7	298	76	25.50		
2709 UNV9	229	54	23.58		
2711 UNV11	136	18	13.24		

	VOTES	PERCENT		VOTES	PERCENT
MAYOR WELLSTON (Vote for ) 1					
01 = SHERRY McINTEE	35	14.96	03 = JANET DIXON	47	20.09
02 = NATE GRIFFIN	150	64.10	04 = INVALID WRITE-IN	2	.85
	01	02	03	04	
2705 UNV5,6,8,12,13	26	54	7	1	
2707 UNV7	5	44	27	0	
2709 UNV9	3	36	12	1	
2711 UNV11	1	16	1	0	

	VOTES	PERCENT
COUNCIL MEMBER WELLSTON WARD 2 (Vote for ) 1		
01 = NO CANDIDATE FILED	0	
02 = REID (23) REYNOLDS (22) OF	50	100.00
	01	02
2707 UNV7	0	50

	VOTES	PERCENT
COUNCIL MEMBER WELLSTON WARD 4 (Vote for ) 1		
01 = SAMUEL SHANNON	39	90.70
02 = INVALID WRITE-IN	4	9.30
	01	02
2709 UNV9	39	4

	VOTES	PERCENT
COUNCIL MEMBER WELLSTON WARD 6 (Vote for ) 1		
01 = NO CANDIDATE FILED	0	
02 = GLORIA BROWN (7) OF	11	100.00
	01	02
2711 UNV11	0	11

WE, THE BOARD OF ELECTION COMMISSIONERS OF ST. LOUIS COUNTY, MISSOURI, ACTING AS THE VERIFICATION BOARD PURSUANT TO SECTION 115.507,RSMo, HEREBY CERTIFY THE FOREGOING TO BE A TRUE AND CORRECT ABSTRACT OF VOTES CAST FOR THE CANDIDATES AND ISSUES AT THE MUNICIPAL GENERAL ELECTION HELD IN ST. LOUIS COUNTY, MISSOURI, ON APRIL 3, 2018. IN TESTIMONY WHEREOF, WE HAVE HEREUNTO SET OUR HAND AT OUR OFFICE IN ST. ANN, ST. LOUIS COUNTY, MISSOURI, ON APRIL 17, 2018.

*Sharon Buchanan-McClure*  
 SHARON BUCHANAN-MCCLURE, CHAIR

*Trudi McCollum Foushee*  
 TRUDI MCCOLLUM FOUSHEE, SECRETARY

*Matthew W. Potter*  
 MATTHEW W. POTTER, COMMISSIONER

*Peggy Barnhart*  
 PEGGY BARNHART, COMMISSIONER





	TOTAL	PERCENT		TOTAL	PERCENT
01 = REGISTERED VOTERS - TOTAL ST. LOUIS CO	252		03 = VOTER TURNOUT - TOTAL ST. LOUIS COUNTY		9.92
02 = BALLOTS CAST - TOTAL ST. LOUIS COUNTY	25				
	01	02	03		
0339 CC39	114	11	9.65		
0340 CC40,60	138	14	10.14		

	VOTES	PERCENT		VOTES	PERCENT
TRUSTEE WESTWOOD (Vote for ) 2			03 = INVALID WRITE-IN	1	2.44
01 = FRED BERGER	18	43.90			
02 = REED SHAFER	22	53.66			
	01	02	03		
0339 CC39	6	11	1		
0340 CC40,60	12	11	0		

WE, THE BOARD OF ELECTION COMMISSIONERS OF ST. LOUIS COUNTY, MISSOURI, ACTING AS THE VERIFICATION BOARD PURSUANT TO SECTION 115.507,RSMo, HEREBY CERTIFY THE FOREGOING TO BE A TRUE AND CORRECT ABSTRACT OF VOTES CAST FOR THE CANDIDATES AND ISSUES AT THE MUNICIPAL GENERAL ELECTION HELD IN ST. LOUIS COUNTY, MISSOURI, ON APRIL 3, 2018. IN TESTIMONY WHEREOF, WE HAVE HEREUNTO SET OUR HAND AT OUR OFFICE IN ST. ANN, ST. LOUIS COUNTY, MISSOURI, ON APRIL 17, 2018.

			
SHARON BUCHANAN-MCCLURE, CHAIR	TRUDI MCCOLLUM FOUSHEE, SECRETARY	MATTHEW W. POTTER, COMMISSIONER	PEGGY BARNHART, COMMISSIONER



VILLAGE OF WILBUR PARK  
 RUN DATE:04/16/18 07:22 PM

GENERAL MUNICIPAL ELECTION  
 ST. LOUIS COUNTY, MISSOURI  
 TUESDAY, APRIL 3, 2018

OFFICIAL FINAL RESULTS

	TOTAL	PERCENT		TOTAL	PERCENT
01 = REGISTERED VOTERS - TOTAL ST. LOUIS CO	309		03 = VOTER TURNOUT - TOTAL ST. LOUIS COUNTY	56	18.12
02 = BALLOTS CAST - TOTAL ST. LOUIS COUNTY	56				
	01	02	03		
0634 CON34	309	56	18.12		

	VOTES	PERCENT		VOTES	PERCENT
TRUSTEE WILBUR PARK (Vote for ) 2	47	71.21	03 = EDWARDS (6) COLVIN (4) BRADY (2) OF	19	28.79
01 = JC WHEELER	0				
02 = NO CANDIDATE FILED					
	01	02	03		
0634 CON34	47	0	19		

WE, THE BOARD OF ELECTION COMMISSIONERS OF ST. LOUIS COUNTY, MISSOURI, ACTING AS THE VERIFICATION BOARD PURSUANT TO SECTION 115.507, RSMo, HEREBY CERTIFY THE FOREGOING TO BE A TRUE AND CORRECT ABSTRACT OF VOTES CAST FOR THE CANDIDATES AND ISSUES AT THE MUNICIPAL GENERAL ELECTION HELD IN ST. LOUIS COUNTY, MISSOURI, ON APRIL 3, 2018. IN TESTIMONY WHEREOF, WE HAVE HEREUNTO SET OUR HAND AT OUR OFFICE IN ST. ANN, ST. LOUIS COUNTY, MISSOURI, ON APRIL 17, 2018.

  
 SHARON BUCHANAN-MCCLURE, CHAIR

  
 TRUDI MCCOLLUM FOUSHEE, SECRETARY

  
 MATTHEW W. POTTER, COMMISSIONER

  
 PEGGY BARNHART, COMMISSIONER



		TOTAL	PERCENT			TOTAL	PERCENT
01 = REGISTERED VOTERS - TOTAL ST. LOUIS CO		896		03 = VOTER TURNOUT - TOTAL ST. LOUIS COUNTY			8.26
02 = BALLOTS CAST - TOTAL ST. LOUIS COUNTY		74					
	01 02 03						
1242 LAF42	219 . 13	5.94					
1244 LAF44 QUE27	264 . 23	8.71					
1245 LAF45 QUE26	413 . 38	9.20					

		VOTES	PERCENT
ALDERPERSON WINCHESTER WARD 1 (Vote for ) 1			
01 = CAROL J. KRAFT		30	100.00
02 = INVALID WRITE-IN		0	
	01 02		
1242 LAF42	12	0	
1244 LAF44 QUE27	18	0	

		VOTES	PERCENT
ALDERPERSON WINCHESTER WARD 2 (Vote for ) 1			
01 = MICHAEL SCHMIDT		34	97.14
02 = INVALID WRITE-IN		1	2.86
	01 02		
1245 LAF45 QUE26	34	1	

		VOTES	PERCENT
WINCHESTER - PROPOSITION U ** (LOCAL USE TAX) ** (Vote for ) 1			
01 = YES		25	34.72
02 = NO		47	65.28
	01 02		
1242 LAF42	8	5	
1244 LAF44 QUE27	5	18	
1245 LAF45 QUE26	12	24	

WE, THE BOARD OF ELECTION COMMISSIONERS OF ST. LOUIS COUNTY, MISSOURI, ACTING AS THE VERIFICATION BOARD PURSUANT TO SECTION 115.507, RSMo, HEREBY CERTIFY THE FOREGOING TO BE A TRUE AND CORRECT ABSTRACT OF VOTES CAST FOR THE CANDIDATES AND ISSUES AT THE MUNICIPAL GENERAL ELECTION HELD IN ST. LOUIS COUNTY, MISSOURI, ON APRIL 3, 2018. IN TESTIMONY WHEREOF, WE HAVE HEREUNTO SET OUR HAND AT OUR OFFICE IN ST. ANN, ST. LOUIS COUNTY, MISSOURI, ON APRIL 17, 2018.

*Sharon Buchanan-McClure*  
 SHARON BUCHANAN-MCCLURE, CHAIR

*Trudi McCollum Foushee*  
 TRUDI MCCOLLUM FOUSHEE, SECRETARY

*Matthew W. Potter*  
 MATTHEW W. POTTER, COMMISSIONER

*Peggy Barnhart*  
 PEGGY BARNHART, COMMISSIONER



	TOTAL	PERCENT		TOTAL	PERCENT
01 = REGISTERED VOTERS - TOTAL ST. LOUIS CO	2,165		03 = VOTER TURNOUT - TOTAL ST. LOUIS COUNTY		6.61
02 = BALLOTS CAST - TOTAL ST. LOUIS COUNTY	143				
	01	02	03		
0101 AP1	543	38	7.00		
0102 AP2	390	28	7.18		
0105 AP5	556	26	4.68		
0118 AP18	228	17	7.46		
0121 AP21	51	1	1.96		
0125 AP25	4	2	50.00		
0139 AP39	393	31	7.89		

	VOTES	PERCENT
MAYOR WOODSON TERRACE (Vote for ) 1		
01 = LAWRENCE (BUTCH) BESMER	118	93.65
02 = INVALID WRITE-IN	8	6.35
	01	02
0101 AP1	33	2
0102 AP2	24	1
0105 AP5	24	1
0118 AP18	12	1
0121 AP21	0	0
0125 AP25	2	0
0139 AP39	23	3

	VOTES	PERCENT
ALDERPERSON WOODSON TERRACE WARD 1 (Vote for ) 1		
01 = CAROLINE MARTIN	33	89.19
02 = INVALID WRITE-IN	4	10.81
	01	02
0102 AP2	20	3
0118 AP18	11	1
0125 AP25	2	0

	VOTES	PERCENT
ALDERPERSON WOODSON TERRACE WARD 2 (Vote for ) 1		
01 = ROBERT J. WELBY	32	100.00
02 = INVALID WRITE-IN	0	
	01	02
0101 AP1	32	0
0121 AP21	0	0

	VOTES	PERCENT
ALDERPERSON WOODSON TERRACE WARD 2 **(UNEXPIRED TERM)** (Vote for ) 1		
01 = NICHOLAS J. GOODALL	26	100.00
02 = INVALID WRITE-IN	0	
	01	02
0101 AP1	26	0
0121 AP21	0	0

	VOTES	PERCENT
ALDERPERSON WOODSON TERRACE WARD 3 (Vote for ) 1		
01 = JOAN WILLEY	25	100.00
02 = INVALID WRITE-IN	0	
	01	02
0105 AP5	25	0

	VOTES	PERCENT
ALDERPERSON WOODSON TERRACE WARD 3 **(UNEXPIRED TERM)** (Vote for ) 1		
01 = GREGORY MILLS	21	100.00
02 = INVALID WRITE-IN	0	
	01	02
0105 AP5	21	0

	VOTES	PERCENT
ALDERPERSON WOODSON TERRACE WARD 4 (Vote for ) 1		
01 = MARYANNE ZAIZ	23	95.83
02 = INVALID WRITE-IN	1	4.17
	01	02
0139 AP39	23	1

WOODSON TERRACE - PROPOSITION A  
 \*\* (BUSINESS LICENSE FEE - MOTOR VEHICLE RENTAL) \*\*  
 (Vote for ) 1  
 01 = YES  
 02 = NO

VOTES PERCENT

	01	02
0101 AP1	27	11
0102 AP2	17	11
0105 AP5	21	5
0118 AP18	7	10
0121 AP21	1	0
0125 AP25	2	0
0139 AP39	19	10

94 66.67  
 47 33.33

WE, THE BOARD OF ELECTION COMMISSIONERS OF ST. LOUIS COUNTY, MISSOURI, ACTING AS THE VERIFICATION BOARD PURSUANT TO SECTION 115.507, RSMo, HEREBY CERTIFY THE FOREGOING TO BE A TRUE AND CORRECT ABSTRACT OF VOTES CAST FOR THE CANDIDATES AND ISSUES AT THE MUNICIPAL GENERAL ELECTION HELD IN ST. LOUIS COUNTY, MISSOURI, ON APRIL 3, 2018. IN TESTIMONY WHEREOF, WE HAVE HEREUNTO SET OUR HAND AT OUR OFFICE IN ST. ANN, ST. LOUIS COUNTY, MISSOURI, ON APRIL 17, 2018.

*Sharon Buchanan-McClure*

SHARON BUCHANAN-MCCLURE, CHAIR

*Trudi McCollum Foushee*

TRUDI MCCOLLUM FOUSHEE, SECRETARY

*Matthew W. Potter*

MATTHEW W. POTTER, COMMISSIONER

*Peggy Barnhart*

PEGGY BARNHART, COMMISSIONER



	TOTAL	PERCENT		TOTAL	PERCENT
01 = REGISTERED VOTERS - TOTAL ST. LOUIS CO	1,816		03 = VOTER TURNOUT - TOTAL ST. LOUIS COUNTY		8.48
02 = BALLOTS CAST - TOTAL ST. LOUIS COUNTY	154				
	01	02	03		
0611 CON11	467	47	10.06		
0612 CON12	4	0	.00		
0614 CON14	276	30	10.87		
0616 CON16	437	24	5.49		
0621 CON21,33,39	632	53	8.39		

ALDERPERSON GREEN PARK WARD 1  
 (Vote for ) 1

	VOTES	PERCENT
01 = ANTHONY POUSOSA	43	89.58
02 = INVALID WRITE-IN	5	10.42
	01	02
0612 CON12	0	0
0621 CON21,33,39	43	5

ALDERPERSON GREEN PARK WARD 2  
 (Vote for ) 1

	VOTES	PERCENT
01 = JAMES JONES, JR.	49	100.00
02 = INVALID WRITE-IN	0	
	01	02
0614 CON14	27	0
0616 CON16	22	0

ALDERPERSON GREEN PARK WARD 3  
 (Vote for ) 1

	VOTES	PERCENT
01 = FRED BARAS	44	100.00
02 = INVALID WRITE-IN	0	
	01	02
0611 CON11	44	0

WE, THE BOARD OF ELECTION COMMISSIONERS OF ST. LOUIS COUNTY, MISSOURI, ACTING AS THE VERIFICATION BOARD PURSUANT TO SECTION 115.507,RSMo, HEREBY CERTIFY THE FOREGOING TO BE A TRUE AND CORRECT ABSTRACT OF VOTES CAST FOR THE CANDIDATES AND ISSUES AT THE MUNICIPAL GENERAL ELECTION HELD IN ST. LOUIS COUNTY, MISSOURI, ON APRIL 3, 2018. IN TESTIMONY WHEREOF, WE HAVE HEREUNTO SET OUR HAND AT OUR OFFICE IN ST. ANN, ST. LOUIS COUNTY, MISSOURI, ON APRIL 17, 2018.

*Sharon Buchanan-McClure*  
 SHARON BUCHANAN-MCCLURE, CHAIR

*Trudi McCollum Foushee*  
 TRUDI MCCOLLUM FOUSHEE, SECRETARY

*Matthew W. Potter*  
 MATTHEW W. POTTER, COMMISSIONER

*Peggy Barnhart*  
 PEGGY BARNHART, COMMISSIONER



		TOTAL	PERCENT			TOTAL	PERCENT
01 = REGISTERED VOTERS - TOTAL ST. LOUIS CO		25,349		03 = VOTER TURNOUT - TOTAL ST. LOUIS COUNTY		3,984	15.72
02 = BALLOTS CAST - TOTAL ST. LOUIS COUNTY		3,984					
		01	02	03			
0401	CHE1	590	60	10.17			
0405	CHE5,6	1267	167	13.18			
0407	CHE7,48,50,55	927	144	15.53			
0413	CHE13,26	2032	350	17.22			
0417	CHE17,34,53	1536	277	18.03			
0420	CHE20,25	1242	249	20.05			
0421	CHE21 WH23	1744	349	20.01			
0424	CHE24	333	55	16.52			
0427	CHE27	484	103	21.28			
0428	CHE28	1222	177	14.48			
0429	CHE29	314	19	6.05			
0435	CHE35,47	124	17	13.71			
0436	CHE36	73	3	4.11			
0438	CHE38,49,51 MER3	859	179	20.84			
0439	CHE39 WH3	372	53	14.25			
0440	CHE40	354	60	16.95			
0443	CHE43,46,54 MER2,4,5,35	1468	256	17.44			
1508	MER8	653	86	13.17			
1510	MER10,28	439	43	9.79			
2802	WH2	173	37	21.39			
2804	WH4,10,12	628	135	21.50			
2805	WH5	56	11	19.64			
2807	WH7,28	683	95	13.91			
2808	WH8	1409	215	15.26			
2809	WH9	2162	396	18.32			
2813	WH13	861	104	12.08			
2818	WH18	249	17	6.83			
2819	WH19	564	66	11.70			
2820	WH20,22	1410	154	10.92			
2821	WH21	1121	107	9.55			

		VOTES	PERCENT			VOTES	PERCENT
COUNCIL MEMBER WILDWOOD WARD 1 (Vote for ) 1				03 = INVALID WRITE-IN		2	.34
01 = GLEN DeHART		271	45.70				
02 = JOHN GRAGNANI		320	53.96				
		01	02	03			
0401	CHE1	34	24	1			
0407	CHE7,48,50,55	44	98	0			
0417	CHE17,34,53	126	146	1			
0427	CHE27	61	41	0			
0435	CHE35,47	6	11	0			

		VOTES	PERCENT			VOTES	PERCENT
COUNCIL MEMBER WILDWOOD WARD 2 (Vote for ) 1				03 = INVALID WRITE-IN		2	.38
01 = RAY MANTON		318	60.92				
02 = TONY SALVATORE		202	38.70				
		01	02	03			
0413	CHE13,26	206	140	2			
0428	CHE28	112	62	0			

		VOTES	PERCENT			VOTES	PERCENT
COUNCIL MEMBER WILDWOOD WARD 3 (Vote for ) 1				03 = INVALID WRITE-IN		1	.21
01 = JIM BAUGUS		205	43.07				
02 = KEVIN J. DILLARD		270	56.72				
		01	02	03			
0405	CHE5,6	81	86	0			
0420	CHE20,25	94	152	0			
0436	CHE36	2	1	0			
0440	CHE40	28	31	1			

		VOTES	PERCENT			VOTES	PERCENT
COUNCIL MEMBER WILDWOOD WARD 4 (Vote for ) 1				03 = INVALID WRITE-IN		1	.21
01 = ANDREW BOLAZINA		224	46.38				
02 = STEVE TAYLOR		258	53.42				
		01	02	03			
0421	CHE21 WH23	173	174	1			
0424	CHE24	29	24	0			
2818	WH18	8	9	0			
2819	WH19	14	51	0			

		VOTES	PERCENT			VOTES	PERCENT
COUNCIL MEMBER WILDWOOD WARD 5 (Vote for ) 1				03 = INVALID WRITE-IN			
01 = DEBRA SMITH McCUTCHEN		219	89.75				
02 = INVALID WRITE-IN		25	10.25				
		01	02				
0429	CHE29	15	3				
2820	WH20,22	119	9				
2821	WH21	85	13				

		VOTES	PERCENT			VOTES	PERCENT
COUNCIL MEMBER WILDWOOD WARD 6							
(Vote for ) 1							
01 = CHERYL JORDAN		452	74.83				
02 = BRIAN RULL		152	25.17	03 = INVALID WRITE-IN		0	
		-----					
		01	02	03			
		-----					
0438 CHE38,49,51 MER3		131	47	0			
0439 CHE39 WH3		43	10	0			
0443 CHE43,46,54 MER2,4,5,35		194	59	0			
1508 MER8		56	28	0			
2802 WH2		28	8	0			

		VOTES	PERCENT			VOTES	PERCENT
COUNCIL MEMBER WILDWOOD WARD 7							
(Vote for ) 1							
01 = TIM D. WOERTHER		269	65.61				
02 = JEFFREY LEVITT		141	34.39	03 = INVALID WRITE-IN		0	
		-----					
		01	02	03			
		-----					
2807 WH7,28		58	37	0			
2808 WH8		149	63	0			
2813 WH13		62	41	0			

		VOTES	PERCENT			VOTES	PERCENT
COUNCIL MEMBER WILDWOOD WARD 8							
(Vote for ) 1							
01 = ROB MEINERT		283	48.54				
02 = NILES STEPHENS		299	51.29	03 = INVALID WRITE-IN		1	.17
		-----					
		01	02	03			
		-----					
1510 MER10,28		12	30	0			
2804 WH4,10,12		61	74	0			
2805 WH5		2	8	1			
2809 WH9		208	187	0			

		VOTES	PERCENT			VOTES	PERCENT
WILDWOOD - CHARTER AMENDMENT 1							
**(TERM LIMIT - CITY COUNCIL)**							
(Vote for ) 1							
01 = YES		3,017	76.55				
02 = NO		924	23.45				
		-----					
		01	02				
		-----					
0401 CHE1		45	14				
0405 CHE5,6		128	37				
0407 CHE7,48,50,55		114	29				
0413 CHE13,26		269	78				
0417 CHE17,34,53		214	58				
0420 CHE20,25		170	76				
0421 CHE21 WH23		264	81				
0424 CHE24		41	13				
0427 CHE27		79	23				
0428 CHE28		151	26				
0429 CHE29		16	3				
0435 CHE35,47		13	4				
0436 CHE36		1	2				
0438 CHE38,49,51 MER3		137	42				
0439 CHE39 WH3		41	10				
0440 CHE40		48	10				
0443 CHE43,46,54 MER2,4,5,35		189	63				
1508 MER8		67	18				
1510 MER10,28		35	8				
2802 WH2		29	8				
2804 WH4,10,12		106	28				
2805 WH5		10	0				
2807 WH7,28		67	28				
2808 WH8		139	75				
2809 WH9		327	60				
2813 WH13		66	37				
2818 WH18		16	1				
2819 WH19		48	18				
2820 WH20,22		109	45				
2821 WH21		78	29				

		VOTES	PERCENT			VOTES	PERCENT
WILDWOOD - CHARTER AMENDMENT 2							
**(TERM LIMIT - MAYOR)**							
(Vote for ) 1							
01 = YES		3,067	77.72				
02 = NO		879	22.28				
		-----					
		01	02				
		-----					
0401 CHE1		46	13				
0405 CHE5,6		131	34				
0407 CHE7,48,50,55		111	32				
0413 CHE13,26		276	72				
0417 CHE17,34,53		221	51				
0420 CHE20,25		171	75				
0421 CHE21 WH23		253	93				
0424 CHE24		40	14				
0427 CHE27		86	16				
0428 CHE28		149	28				
0429 CHE29		16	3				
0435 CHE35,47		13	4				
0436 CHE36		2	1				
0438 CHE38,49,51 MER3		136	43				



0439	CHE39	WH3	46	7
0440	CHE40		49	9
0443	CHE43,46,54	MER2,4,5,35	197	55
1508	MER8		68	17
1510	MER10,28		35	7
2802	WH2		30	7
2804	WH4,10,12		107	27
2805	WH5		10	0
2807	WH7,28		65	30
2808	WH8		144	70
2809	WH9		336	53
2813	WH13		66	37
2818	WH18		17	0
2819	WH19		49	17
2820	WH20,22		113	41
2821	WH21		84	23

VOTES PERCENT

WILDWOOD - CHARTER AMENDMENT 3  
 \*\* (PROCEDURES OF APPOINTMENTS) \*\*  
 (Vote for ) 1  
 01 = YES  
 02 = NO

3,040 77.93  
 861 22.07

-----  
 01 02  
 -----

0401	CHE1		51	9
0405	CHE5,6		122	42
0407	CHE7,48,50,55		106	37
0413	CHE13,26		251	91
0417	CHE17,34,53		219	52
0420	CHE20,25		180	60
0421	CHE21	WH23	266	73
0424	CHE24		43	8
0427	CHE27		74	25
0428	CHE28		159	17
0429	CHE29		17	2
0435	CHE35,47		13	4
0436	CHE36		2	1
0438	CHE38,49,51	MER3	123	53
0439	CHE39	WH3	45	7
0440	CHE40		46	12
0443	CHE43,46,54	MER2,4,5,35	193	57
1508	MER8		63	23
1510	MER10,28		33	10
2802	WH2		27	10
2804	WH4,10,12		114	18
2805	WH5		8	1
2807	WH7,28		64	30
2808	WH8		157	54
2809	WH9		323	60
2813	WH13		69	34
2818	WH18		16	1
2819	WH19		47	19
2820	WH20,22		121	33
2821	WH21		88	18

VOTES PERCENT

WILDWOOD - CHARTER AMENDMENT 4  
 \*\* (VOTER APPROVAL - CERTAIN CAPITAL IMPROVEMENTS) \*\*  
 (Vote for ) 1  
 01 = YES  
 02 = NO

2,562 65.04  
 1,377 34.96

-----  
 01 02  
 -----

0401	CHE1		46	13
0405	CHE5,6		119	45
0407	CHE7,48,50,55		88	54
0413	CHE13,26		236	109
0417	CHE17,34,53		209	64
0420	CHE20,25		146	98
0421	CHE21	WH23	203	142
0424	CHE24		39	15
0427	CHE27		76	24
0428	CHE28		133	44
0429	CHE29		14	5
0435	CHE35,47		11	6
0436	CHE36		3	0
0438	CHE38,49,51	MER3	104	73
0439	CHE39	WH3	36	16
0440	CHE40		46	13
0443	CHE43,46,54	MER2,4,5,35	176	76
1508	MER8		53	33
1510	MER10,28		25	18
2802	WH2		22	15
2804	WH4,10,12		79	54
2805	WH5		1	10
2807	WH7,28		66	29
2808	WH8		130	85
2809	WH9		215	175
2813	WH13		65	39
2818	WH18		15	2
2819	WH19		36	29
2820	WH20,22		98	56
2821	WH21		72	35

VOTES PERCENT

WILDWOOD - CHARTER AMENDMENT 5  
 \*\* (TERM LIMIT - BOARDS, COMMISSIONS, COMMITTEES) \*\*  
 (Vote for ) 1  
 01 = YES  
 02 = NO

2,762 70.60  
 1,150 29.40

-----  
 01 02  
 -----

0401	CHE1		38	21
------	------	--	----	----

0405	CHE5,6	116	49
0407	CHE7,48,50,55	94	49
0413	CHE13,26	250	92
0417	CHE17,34,53	184	84
0420	CHE20,25	147	97
0421	CHE21 WH23	243	102
0424	CHE24	38	16
0427	CHE27	75	24
0428	CHE28	134	42
0429	CHE29	14	5
0435	CHE35,47	12	4
0436	CHE36	1	2
0438	CHE38,49,51 MER3	119	60
0439	CHE39 WH3	41	12
0440	CHE40	48	9
0443	CHE43,46,54 MER2,4,5,35	186	63
1508	MER8	61	24
1510	MER10,28	38	5
2802	WH2	27	10
2804	WH4,10,12	96	37
2805	WH5	9	1
2807	WH7,28	62	33
2808	WH8	127	86
2809	WH9	296	88
2813	WH13	58	44
2818	WH18	14	2
2819	WH19	48	17
2820	WH20,22	112	40
2821	WH21	74	32

=====

WE, THE BOARD OF ELECTION COMMISSIONERS OF ST. LOUIS COUNTY, MISSOURI, ACTING AS THE VERIFICATION BOARD PURSUANT TO SECTION 115.507,RSMo, HEREBY CERTIFY THE FOREGOING TO BE A TRUE AND CORRECT ABSTRACT OF VOTES CAST FOR THE CANDIDATES AND ISSUES AT THE MUNICIPAL GENERAL ELECTION HELD IN ST. LOUIS COUNTY, MISSOURI, ON APRIL 3, 2018. IN TESTIMONY WHEREOF, WE HAVE HEREUNTO SET OUR HAND AT OUR OFFICE IN ST. ANN, ST. LOUIS COUNTY, MISSOURI, ON APRIL 17, 2018.

*Sharon Buchanan-McClure*

SHARON BUCHANAN-MCCLURE, CHAIR

*Trudi McCollum Foushee*

TRUDI MCCOLLUM FOUSHEE, SECRETARY

*Matthew W. Potter*

MATTHEW W. POTTER, COMMISSIONER

*Peggy Barnhart*

PEGGY BARNHART, COMMISSIONER



	TOTAL	PERCENT		TOTAL	PERCENT
01 = REGISTERED VOTERS - TOTAL ST. LOUIS CO	7,541		03 = VOTER TURNOUT - TOTAL ST. LOUIS COUNTY	1,201	15.93
02 = BALLOTS CAST - TOTAL ST. LOUIS COUNTY	1,201				
	01	02	03		
0602 CON2 GRA40	1273	246	19.32		
0605 CON5 GRA42	2014	328	16.29		
0617 CON17 GRA25,33	1977	279	14.11		
0634 CON34	309	56	18.12		
1410 LEM10,26	951	142	14.93		
1411 LEM11,19,20	773	102	13.20		
1427 LEM27	122	24	19.67		
1428 LEM28	122	24	19.67		

BAYLESS SCHOOL DIST - BOND ELECTION - PROPOSITION A  
 \*\* (BONDS - CAPITAL IMPROV (57.15% NEEDED) \*\*  
 (Vote for ) 1

	VOTES	PERCENT
01 = YES	650	54.35
02 = NO	546	45.65
	01	02
0602 CON2 GRA40	110	135
0605 CON5 GRA42	187	138
0617 CON17 GRA25,33	138	140
0634 CON34	35	21
1410 LEM10,26	77	65
1411 LEM11,19,20	66	36
1427 LEM27	19	5
1428 LEM28	18	6

BAYLESS SCHOOL DIST - PROPOSITION S  
 \*\* (OPERATING TAX LEVY) \*\*  
 (Vote for ) 1

	VOTES	PERCENT
01 = YES	649	54.04
02 = NO	552	45.96
	01	02
0602 CON2 GRA40	108	138
0605 CON5 GRA42	190	138
0617 CON17 GRA25,33	137	142
0634 CON34	36	20
1410 LEM10,26	78	64
1411 LEM11,19,20	65	37
1427 LEM27	19	5
1428 LEM28	16	8

WE, THE BOARD OF ELECTION COMMISSIONERS OF ST. LOUIS COUNTY, MISSOURI, ACTING AS THE VERIFICATION BOARD PURSUANT TO SECTION 115.507, RSMo, HEREBY CERTIFY THE FOREGOING TO BE A TRUE AND CORRECT ABSTRACT OF VOTES CAST FOR THE CANDIDATES AND ISSUES AT THE MUNICIPAL GENERAL ELECTION HELD IN ST. LOUIS COUNTY, MISSOURI, ON APRIL 3, 2018. IN TESTIMONY WHEREOF, WE HAVE HEREUNTO SET OUR HAND AT OUR OFFICE IN ST. ANN, ST. LOUIS COUNTY, MISSOURI, ON APRIL 17, 2018.

*Sharon Buchanan-McClure*  
 SHARON BUCHANAN-MCCLURE, CHAIR

*Trudi McCollum Foushee*  
 TRUDI MCCOLLUM FOUSHEE, SECRETARY

*Matthew W. Potter*  
 MATTHEW W. POTTER, COMMISSIONER

*Peggy Barnhart*  
 PEGGY BARNHART, COMMISSIONER




01 = REGISTERED VOTERS - TOTAL ST. LOUIS CO	TOTAL	PERCENT	03 = VOTER TURNOUT - TOTAL ST. LOUIS COUNTY	TOTAL	PERCENT
02 = BALLOTS CAST - TOTAL ST. LOUIS COUNTY	5,386				25.75
	1,387				
	01	02	03		
0510 CLA10	59	18	30.51		
0517 CLA17,27	185	25	13.51		
0530 CLA30,31	1113	152	13.66		
0532 CLA32	512	136	26.56		
0535 CLA35	1045	350	33.49		
0538 CLA38,39,41	1233	356	28.87		
0546 CLA46,48	1239	350	28.25		

DIRECTOR BRENTWOOD SCHOOL DISTRICT				VOTES	PERCENT					VOTES	PERCENT
(Vote for ) 2											
01 = JOE MISSEY				174	7.28	05 = JAMIE ALLEN			674	28.19	
02 = LOIS TRUMAN				545	22.79	06 = JASON MAYER			131	5.48	
03 = CHRIS PULLIAM				118	4.94	07 = INVALID WRITE-IN			8	.33	
04 = MARK WOMER				741	30.99						
	01	02	03	04	05	06	07				
0510 CLA10	2	6	3	9	9	1	0				
0517 CLA17,27	1	12	1	12	15	1	1				
0530 CLA30,31	34	95	10	52	48	17	0				
0532 CLA32	19	56	8	77	69	15	1				
0535 CLA35	42	102	16	230	219	24	1				
0538 CLA38,39,41	34	133	45	185	154	35	3				
0546 CLA46,48	42	141	35	176	160	38	2				

BRENTWOOD SCHOOL DISTRICT - BOND ELECTION - PROP B				VOTES	PERCENT
**(BONDS - CAPITAL IMPROV (57.15% NEEDED)**					
(Vote for ) 1					
01 = YES				1,231	89.14
02 = NO				150	10.86
	01	02			
0510 CLA10	15	2			
0517 CLA17,27	20	5			
0530 CLA30,31	134	17			
0532 CLA32	108	27			
0535 CLA35	319	31			
0538 CLA38,39,41	327	27			
0546 CLA46,48	308	41			

WE, THE BOARD OF ELECTION COMMISSIONERS OF ST. LOUIS COUNTY, MISSOURI, ACTING AS THE VERIFICATION BOARD PURSUANT TO SECTION 115.507, RSMo, HEREBY CERTIFY THE FOREGOING TO BE A TRUE AND CORRECT ABSTRACT OF VOTES CAST FOR THE CANDIDATES AND ISSUES AT THE MUNICIPAL GENERAL ELECTION HELD IN ST. LOUIS COUNTY, MISSOURI, ON APRIL 3, 2018. IN TESTIMONY WHEREOF, WE HAVE HEREUNTO SET OUR HAND AT OUR OFFICE IN ST. ANN, ST. LOUIS COUNTY, MISSOURI, ON APRIL 17, 2018.



SHARON BUCHANAN-MCCLURE, CHAIR      TRUDI MCCOLLUM FOUSHEE, SECRETARY      MATTHEW W. POTTER, COMMISSIONER      PEGGY BARNHART, COMMISSIONER



	TOTAL	PERCENT		TOTAL	PERCENT
01 = REGISTERED VOTERS - TOTAL ST. LOUIS CO	9,569		03 = VOTER TURNOUT - TOTAL ST. LOUIS COUNTY	2,186	22.84
02 = BALLOTS CAST - TOTAL ST. LOUIS COUNTY	2,186				
	01	02	03		
0502 CLA2	459	74	16.12		
0503 CLA3,11	1872	496	26.50		
0504 CLA4	465	119	25.59		
0508 CLA8,44	902	238	26.39		
0509 CLA9	435	59	13.56		
0519 CLA19	213	23	10.80		
0529 CLA29	62	15	24.19		
0552 CLA52	215	23	10.70		
1001 HAD1	1993	348	17.46		
1004 HAD4	471	21	4.46		
1005 HAD5	399	71	17.79		
1013 HAD13	137	18	13.14		
1014 HAD14	748	360	48.13		
1015 HAD15	855	279	32.63		
1018 HAD18	45	0	.00		
1020 HAD20	298	42	14.09		

DIRECTOR CLAYTON SCHOOL DISTRICT	VOTES PERCENT				VOTES PERCENT	
(Vote for ) 2						
01 = JENARO CENTENO	704	18.64		03 = JASON WILSON	1,433	37.95
02 = AMY RUBIN	1,618	42.85		04 = INVALID WRITE-IN	21	.56
	01	02	03	04		
0502 CLA2	18	57	59	2		
0503 CLA3,11	182	381	280	2		
0504 CLA4	37	87	81	1		
0508 CLA8,44	105	178	124	3		
0509 CLA9	22	45	37	0		
0519 CLA19	7	18	16	0		
0529 CLA29	4	15	8	0		
0552 CLA52	9	18	9	0		
1001 HAD1	108	275	226	4		
1004 HAD4	6	10	17	0		
1005 HAD5	21	56	50	2		
1013 HAD13	6	12	14	0		
1014 HAD14	104	246	265	5		
1015 HAD15	65	194	214	2		
1018 HAD18	0	0	0	0		
1020 HAD20	10	26	33	0		

WE, THE BOARD OF ELECTION COMMISSIONERS OF ST. LOUIS COUNTY, MISSOURI, ACTING AS THE VERIFICATION BOARD PURSUANT TO SECTION 115.507,RSMo, HEREBY CERTIFY THE FOREGOING TO BE A TRUE AND CORRECT ABSTRACT OF VOTES CAST FOR THE CANDIDATES AND ISSUES AT THE MUNICIPAL GENERAL ELECTION HELD IN ST. LOUIS COUNTY, MISSOURI, ON APRIL 3, 2018. IN TESTIMONY WHEREOF, WE HAVE HEREUNTO SET OUR HAND AT OUR OFFICE IN ST. ANN, ST. LOUIS COUNTY, MISSOURI, ON APRIL 17, 2018.

  
 SHARON BUCHANAN-MCCLURE, CHAIR

  
 TRUDI MCCOLLUM FOUSHEE, SECRETARY

  
 MATTHEW W. POTTER, COMMISSIONER

  
 PEGGY BARNHART, COMMISSIONER



FERGUSON R2 SCHOOL DISTRICT  
 RUN DATE:04/16/18 07:25 PM

GENERAL MUNICIPAL ELECTION  
 ST. LOUIS COUNTY, MISSOURI  
 TUESDAY, APRIL 3, 2018

OFFICIAL FINAL RESULTS

	TOTAL PERCENT			03 = VOTER TURNOUT - TOTAL ST. LOUIS COUNTY		TOTAL PERCENT
01 = REGISTERED VOTERS - TOTAL ST. LOUIS CO	39,450					13.34
02 = BALLOTS CAST - TOTAL ST. LOUIS COUNTY	5,262					
	01	02	03			
0103 AP3	343	47	13.70			
0110 AP10	919	106	11.53			
0127 AP27 NRW2,29	761	62	8.15			
0136 AP36	56	1	1.79			
0138 AP38 NRW4	1220	218	17.87			
0703 FER3	127	11	8.66			
0705 FER5	988	315	31.88			
0709 FER9	493	50	10.14			
0712 FER12,20	576	152	26.39			
0713 FER13	378	49	12.96			
0715 FER15	270	39	14.44			
0716 FER16	298	26	8.72			
0721 FER21	205	23	11.22			
0723 FER23	366	39	10.66			
0724 FER24	752	58	7.71			
0729 FER29 FLO10 SPL12,20	951	152	15.98			
0731 FER31 NRW25	624	93	14.90			
0732 FER32	672	207	30.80			
0733 FER33	733	236	32.20			
0734 FER34,35	1530	265	17.32			
0736 FER36	220	21	9.55			
0738 FER38	577	175	30.33			
0744 FER44	383	40	10.44			
0802 FLO2,5,32	1647	178	10.81			
0803 FLO3	1437	150	10.44			
0804 FLO4	1335	140	10.49			
0806 FLO6,13	1218	90	7.39			
0807 FLO7,29	869	77	8.86			
0808 FLO8	1192	126	10.57			
0811 FLO11	504	65	12.90			
0812 FLO12	361	61	16.90			
0814 FLO14	1170	162	13.85			
0816 FLO16	1225	92	7.51			
0817 FLO17 SPL18	1520	168	11.05			
0818 FLO18	483	49	10.14			
0819 FLO19,24	1557	162	10.40			
0820 FLO20,31	1004	116	11.55			
0822 FLO22	494	38	7.69			
0823 FLO23	914	68	7.44			
0830 FLO30	655	44	6.72			
1904 NOR4,10	713	83	11.64			
1912 NOR12	593	59	9.95			
1913 NOR13	125	11	8.80			
2001 NRW1	90	10	11.11			
2003 NRW3	299	65	21.74			
2005 NRW5	886	113	12.75			
2006 NRW6	139	22	15.83			
2007 NRW7,17	1452	222	15.29			
2008 NRW8,15	163	10	6.13			
2009 NRW9	18	7	38.89			
2019 NRW19	1116	192	17.20			
2021 NRW21	1169	106	9.07			
2105 NW5	3	0	.00			
2516 SPL16	708	79	11.16			
2526 SPL26	949	112	11.80			

DIRECTOR FERGUSON REORGANIZED R-2 SCHOOL DISTRICT	VOTES PERCENT				VOTES PERCENT	
(Vote for ) 2						
01 = BRIAN SCOTT EBERT	2,630	32.13	03 = MILDRED CLINES		2,271	27.74
02 = COURTNEY GRAVES	3,213	39.25	04 = INVALID WRITE-IN		72	.88
	01	02	03	04		
0103 AP3	7	31	25	0		
0110 AP10	48	59	41	0		
0127 AP27 NRW2,29	14	42	29	0		
0136 AP36	0	1	1	0		
0138 AP38 NRW4	47	165	128	0		
0703 FER3	6	7	4	0		
0705 FER5	146	217	150	1		
0709 FER9	19	32	24	0		
0712 FER12,20	66	80	83	2		
0713 FER13	29	26	16	0		
0715 FER15	16	29	23	1		
0716 FER16	8	19	18	0		
0721 FER21	11	17	7	0		
0723 FER23	24	21	14	2		
0724 FER24	31	24	27	1		
0729 FER29 FLO10 SPL12,20	46	121	92	1		
0731 FER31 NRW25	56	49	39	1		
0732 FER32	131	93	53	1		
0733 FER33	139	136	91	3		
0734 FER34,35	132	140	115	1		
0736 FER36	5	18	11	0		
0738 FER38	111	88	56	2		
0744 FER44	19	24	19	1		
0802 FLO2,5,32	114	105	68	5		
0803 FLO3	84	99	63	4		
0804 FLO4	78	87	60	2		
0806 FLO6,13	46	55	29	1		
0807 FLO7,29	68	36	19	2		
0808 FLO8	88	72	41	1		
0811 FLO11	56	23	5	6		
0812 FLO12	52	26	8	0		
0814 FLO14	137	81	33	9		
0816 FLO16	72	45	18	0		
0817 FLO17 SPL18	76	109	88	2		
0818 FLO18	28	33	22	1		
0819 FLO19,24	78	123	79	3		
0820 FLO20,31	98	56	22	2		

0822	FLO22	27	21	17	0
0823	FLO23	34	46	29	1
0830	FLO30	18	30	22	0
1904	NOR4, 10	15	63	56	2
1912	NOR12	10	51	39	1
1913	NOR13	1	9	9	0
2001	NRW1	0	6	8	0
2003	NRW3	16	47	37	0
2005	NRW5	19	75	63	1
2006	NRW6	5	10	9	0
2007	NRW7, 17	86	140	108	4
2008	NRW8, 15	1	5	5	0
2009	NRW9	2	5	1	0
2019	NRW19	112	97	78	1
2021	NRW21	24	82	70	2
2105	NW5	0	0	0	0
2516	SPL16	35	48	39	4
2526	SPL26	39	89	60	1

=====

WE, THE BOARD OF ELECTION COMMISSIONERS OF ST. LOUIS COUNTY, MISSOURI, ACTING AS THE VERIFICATION BOARD PURSUANT TO SECTION 115.507, RSMo, HEREBY CERTIFY THE FOREGOING TO BE A TRUE AND CORRECT ABSTRACT OF VOTES CAST FOR THE CANDIDATES AND ISSUES AT THE MUNICIPAL GENERAL ELECTION HELD IN ST. LOUIS COUNTY, MISSOURI, ON APRIL 3, 2018. IN TESTIMONY WHEREOF, WE HAVE HEREUNTO SET OUR HAND AT OUR OFFICE IN ST. ANN, ST. LOUIS COUNTY, MISSOURI, ON APRIL 17, 2018.



SHARON BUCHANAN-MCCLURE, CHAIR



TRUDI MCCOLLUM FOUSHEE, SECRETARY



MATTHEW W. POTTER, COMMISSIONER



PEGGY BARNHART, COMMISSIONER



	TOTAL	PERCENT		TOTAL	PERCENT
01 = REGISTERED VOTERS - TOTAL ST. LOUIS CO	70,572		03 = VOTER TURNOUT - TOTAL ST. LOUIS COUNTY		11.10
02 = BALLOTS CAST - TOTAL ST. LOUIS COUNTY	7,830				
	01	02	03		
0119 AP19	938	129	13.75		
0134 AP34 FER1,26	1237	121	9.78		
0702 FER2	485	121	24.95		
0704 FER4	98	21	21.43		
0706 FER6	305	27	8.85		
0711 FER11	277	14	5.05		
0717 FER17	295	25	8.47		
0718 FER18	225	16	7.11		
0719 FER19,45	1162	89	7.66		
0722 FER22,46	1556	118	7.58		
0725 FER25	1	0	.00		
0737 FER37	1356	132	9.73		
0740 FER40	482	83	17.22		
0742 FER42	945	61	6.46		
0801 FLO1 LC7,20	1158	106	9.15		
0809 FLO9	1266	89	7.03		
0815 FLO15 LC10,33	1347	117	8.69		
0821 FLO21,27 LC27	1134	125	11.02		
0825 FLO25 LC18	107	19	17.76		
0826 FLO26,28 LC16	858	127	14.80		
1301 LC1 NW6	439	49	11.16		
1302 LC2	641	67	10.45		
1303 LC3	666	143	21.47		
1304 LC4	453	74	16.34		
1305 LC5,19	1324	133	10.05		
1306 LC6	350	35	10.00		
1308 LC8,31	1181	104	8.81		
1309 LC9	1195	115	9.62		
1311 LC11,13,23	1492	277	18.57		
1312 LC12,28,32	2130	279	13.10		
1314 LC14	1158	84	7.25		
1315 LC15	1150	242	21.04		
1317 LC17,22	2194	210	9.57		
1321 LC21	1720	129	7.50		
1324 LC24	281	41	14.59		
1325 LC25	313	49	15.65		
1326 LC26 SPL6	1567	163	10.40		
1329 LC29 NW7	1057	206	19.49		
1330 LC30 SPL8	1816	161	8.87		
2102 NW2	1270	212	16.69		
2104 NW4	503	96	19.09		
2108 NW8	712	97	13.62		
2109 NW9,22,46	1384	295	21.32		
2110 NW10	805	39	4.84		
2115 NW15	293	30	10.24		
2118 NW18,24,25,30	867	144	16.61		
2123 NW23,34,45	1417	272	19.20		
2140 NW40	972	219	22.53		
2141 NW41,48	1691	269	15.91		
2144 NW44	21	0	.00		
2401 SF1	957	68	7.11		
2406 SF6,9	1344	51	3.79		
2407 SF7,33	1265	70	5.53		
2410 SF10	904	63	6.97		
2420 SF20 SPL5	1532	79	5.16		
2426 SF26,30	37	4	10.81		
2434 SF34	27	0	.00		
2435 SF35	97	18	18.56		
2501 SPL1	1481	111	7.49		
2502 SPL2,25	1518	120	7.91		
2503 SPL3	1437	63	4.38		
2504 SPL4	938	70	7.46		
2507 SPL7	1512	124	8.20		
2509 SPL9	14	0	.00		
2510 SPL10,27	1148	132	11.50		
2511 SPL11	1660	142	8.55		
2513 SPL13	1229	149	12.12		
2514 SPL14,24	1696	182	10.73		
2515 SPL15	1147	222	19.35		
2517 SPL17,19,23	1835	133	7.25		
2521 SPL21	590	57	9.66		
2522 SPL22	905	78	8.62		
2528 SPL28	1005	120	11.94		

DIRECTOR HAZELWOOD SCHOOL DISTRICT	VOTES					PERCENT	VOTES					PERCENT
(Vote for ) 2												
01 = ELIZABETH (BETSY) A. RACHEL	3,996					30.41	2,866					21.81
02 = RICHARD A. (RICK) ROBERTS	2,052					15.62	54					.41
03 = DIANE LIVINGSTON	4,171					31.75						
	01	02	03	04	05		04	05				
0119 AP19	72	41	68	34	1							
0134 AP34 FER1,26	43	40	45	68	0							
0702 FER2	38	24	52	55	0							
0704 FER4	5	6	8	13	0							
0706 FER6	8	7	7	15	0							
0711 FER11	5	2	9	6	0							
0717 FER17	9	8	4	18	0							
0718 FER18	8	5	3	11	0							
0719 FER19,45	29	34	27	60	0							
0722 FER22,46	48	36	40	86	0							
0725 FER25	0	0	0	0	0							
0737 FER37	38	32	51	96	0							
0740 FER40	30	12	30	48	0							
0742 FER42	18	13	29	32	2							
0801 FLO1 LC7,20	61	24	64	42	0							
0809 FLO9	59	18	67	16	1							
0815 FLO15 LC10,33	75	34	72	24	1							
0821 FLO21,27 LC27	91	31	82	19	0							



0825	FLO25 LC18	13	5	11	2	0
0826	FLO26,28 LC16	58	41	64	37	1
1301	LC1 NW6	32	10	30	11	0
1302	LC2	56	10	56	3	0
1303	LC3	102	39	63	16	1
1304	LC4	50	22	43	10	0
1305	LC5,19	87	27	88	21	5
1306	LC6	31	4	25	7	1
1308	LC8,31	67	22	70	30	1
1309	LC9	72	22	73	21	0
1311	LC11,13,23	172	87	174	45	0
1312	LC12,28,32	164	76	180	85	2
1314	LC14	53	18	52	24	0
1315	LC15	146	62	170	42	0
1317	LC17,22	73	75	97	119	2
1321	LC21	68	33	71	47	1
1324	LC24	32	9	26	5	0
1325	LC25	27	14	33	3	2
1326	LC26 SPL6	62	49	81	86	0
1329	LC29 NW7	146	62	119	38	1
1330	LC30 SPL8	66	37	84	79	0
2102	NW2	152	48	112	26	2
2104	NW4	70	16	54	20	0
2108	NW8	69	15	52	22	2
2109	NW9,22,46	211	48	205	39	0
2110	NW10	20	15	20	15	0
2115	NW15	8	6	16	15	0
2118	NW18,24,25,30	74	46	80	25	0
2123	NW23,34,45	183	65	190	52	0
2140	NW40	144	55	147	42	0
2141	NW41,48	166	55	177	37	3
2144	NW44	0	0	0	0	0
2401	SF1	10	28	17	56	0
2406	SF6,9	15	13	28	24	2
2407	SF7,33	26	22	37	30	0
2410	SF10	25	20	31	30	1
2420	SF20 SPL5	23	23	38	41	2
2426	SF26,30	2	0	0	3	0
2434	SF34	0	0	0	0	0
2435	SF35	9	8	8	2	0
2501	SPL1	30	30	37	78	1
2502	SPL2,25	42	23	46	82	0
2503	SPL3	19	13	25	37	2
2504	SPL4	24	22	28	46	2
2507	SPL7	32	37	41	88	2
2509	SPL9	0	0	0	0	0
2510	SPL10,27	66	45	77	53	3
2511	SPL11	35	44	59	91	1
2513	SPL13	51	48	65	80	0
2514	SPL14,24	72	59	95	86	2
2515	SPL15	63	45	65	158	0
2517	SPL17,19,23	36	35	49	81	4
2521	SPL21	17	23	14	33	0
2522	SPL22	20	19	23	52	1
2528	SPL28	68	35	67	48	2

WE, THE BOARD OF ELECTION COMMISSIONERS OF ST. LOUIS COUNTY, MISSOURI, ACTING AS THE VERIFICATION BOARD PURSUANT TO SECTION 115.507,RSMo, HEREBY CERTIFY THE FOREGOING TO BE A TRUE AND CORRECT ABSTRACT OF VOTES CAST FOR THE CANDIDATES AND ISSUES AT THE MUNICIPAL GENERAL ELECTION HELD IN ST. LOUIS COUNTY, MISSOURI, ON APRIL 3, 2018. IN TESTIMONY WHEREOF, WE HAVE HEREUNTO SET OUR HAND AT OUR OFFICE IN ST. ANN, ST. LOUIS COUNTY, MISSOURI, ON APRIL 17, 2018.



SHARON BUCHANAN-MCCLURE, CHAIR



TRUDI MCCOLLUM FOUSHEE, SECRETARY



MATTHEW W. POTTER, COMMISSIONER



PEGGY BARNHART, COMMISSIONER



	TOTAL PERCENT			03 = VOTER TURNOUT - TOTAL ST. LOUIS COUNTY		TOTAL PERCENT
01 = REGISTERED VOTERS - TOTAL ST. LOUIS CO	8,795					9.72
02 = BALLOTS CAST - TOTAL ST. LOUIS COUNTY	855					
	01	02	03			
1944 NOR44	536	28	5.22			
1945 NOR45	909	59	6.49			
1948 NOR48,51	530	22	4.15			
2010 NRW10,11	1002	194	19.36			
2012 NRW12,20,24,38	326	30	9.20			
2013 NRW13	470	82	17.45			
2018 NRW18	518	46	8.88			
2030 NRW30,36	794	62	7.81			
2033 NRW33,37	572	53	9.27			
2035 NRW35	157	5	3.18			
2040 NRW40	154	9	5.84			
2041 NRW41	229	13	5.68			
2042 NRW42,52	1095	164	14.98			
2047 NRW47,49	879	68	7.74			
2050 NRW50,51	624	20	3.21			

DIRECTOR SCHOOL DISTRICT OF JENNINGS				VOTES PERCENT		VOTES PERCENT	
(Vote for ) 2							
01 = ROSE MARY JOHNSON				488	39.61	03 = REGINALD (REGGIE) HALL	
02 = YOLONDA (YONNEE) FORTSON				281	22.81	444	36.04
						19	1.54
						04 = INVALID WRITE-IN	
	01	02	03	04			
1944 NOR44	17	14	13	1			
1945 NOR45	30	24	22	6			
1948 NOR48,51	13	13	6	2			
2010 NRW10,11	98	66	103	3			
2012 NRW12,20,24,38	19	13	14	0			
2013 NRW13	48	19	51	2			
2018 NRW18	27	13	24	0			
2030 NRW30,36	35	16	30	0			
2033 NRW33,37	36	8	35	1			
2035 NRW35	3	2	3	0			
2040 NRW40	5	4	5	0			
2041 NRW41	8	2	9	0			
2042 NRW42,52	99	50	86	0			
2047 NRW47,49	39	27	33	3			
2050 NRW50,51	11	10	10	1			

WE, THE BOARD OF ELECTION COMMISSIONERS OF ST. LOUIS COUNTY, MISSOURI, ACTING AS THE VERIFICATION BOARD PURSUANT TO SECTION 115.507,RSMo, HEREBY CERTIFY THE FOREGOING TO BE A TRUE AND CORRECT ABSTRACT OF VOTES CAST FOR THE CANDIDATES AND ISSUES AT THE MUNICIPAL GENERAL ELECTION HELD IN ST. LOUIS COUNTY, MISSOURI, ON APRIL 3, 2018. IN TESTIMONY WHEREOF, WE HAVE HEREUNTO SET OUR HAND AT OUR OFFICE IN ST. ANN, ST. LOUIS COUNTY, MISSOURI, ON APRIL 17, 2018.

*Sharon Buchanan-McClure*  
 SHARON BUCHANAN-MCCLURE, CHAIR

*Trudi McCollum Foushee*  
 TRUDI MCCOLLUM FOUSHEE, SECRETARY

*Matthew W. Potter*  
 MATTHEW W. POTTER, COMMISSIONER

*Peggy Barnhart*  
 PEGGY BARNHART, COMMISSIONER



	TOTAL	PERCENT		TOTAL	PERCENT
01 = REGISTERED VOTERS - TOTAL ST. LOUIS CO	31,021		03 = VOTER TURNOUT - TOTAL ST. LOUIS COUNTY	7,051	22.73
02 = BALLOTS CAST - TOTAL ST. LOUIS COUNTY	7,051				
	01	02	03		
0201 BON1,2,4,18	2659	731	27.49		
0205 BON5,24,36	2432	613	25.21		
0206 BON6	1590	505	31.76		
0207 BON7,8,22	1491	457	30.65		
0209 BON9	1757	520	29.60		
0211 BON11,33	1217	337	27.69		
0212 BON12	1643	510	31.04		
0213 BON13,23,29	1867	525	28.12		
0214 BON14,17	561	36	6.42		
0219 BON19 CLA15	1369	340	24.84		
0227 BON27,34	1329	264	19.86		
0231 BON31,32	1903	477	25.07		
0506 CLA6	1082	243	22.46		
0533 CLA33	364	77	21.15		
0536 CLA36	67	9	13.43		
0549 CLA49	165	12	7.27		
0903 GRA3	15	4	26.67		
1103 JEF3	567	84	14.81		
1104 JEF4	363	61	16.80		
1132 JEF32	1487	193	12.98		
1134 JEF34	1091	138	12.65		
1137 JEF37	1364	171	12.54		
1801 MR1,11	885	155	17.51		
1806 MR6	873	126	14.43		
1809 MR9	95	3	3.16		
1819 MR19,22	1648	230	13.96		
1834 MR34	481	125	25.99		
1837 MR37,49	656	105	16.01		

DIRECTOR KIRKWOOD SCHOOL DISTRICT R-7		VOTES		PERCENT		VOTES		PERCENT	
(Vote for ) 2									
01 = ANGIE BERNARDI		4,110	33.52			1,879	15.33		
02 = JEAN MARIE ANDREWS		3,335	27.20			38	.31		
03 = MEREDITH BYERS		2,899	23.64						
		01	02	03	04	05			
0201 BON1,2,4,18		462	336	256	216	5			
0205 BON5,24,36		347	285	227	177	1			
0206 BON6		300	219	211	139	3			
0207 BON7,8,22		271	227	215	97	1			
0209 BON9		307	251	252	113	2			
0211 BON11,33		223	149	140	77	1			
0212 BON12		315	216	224	122	1			
0213 BON13,23,29		299	267	241	100	4			
0214 BON14,17		18	21	11	7	0			
0219 BON19 CLA15		169	182	173	77	3			
0227 BON27,34		172	123	97	68	1			
0231 BON31,32		280	245	208	122	0			
0506 CLA6		134	108	79	78	2			
0533 CLA33		39	43	17	24	1			
0536 CLA36		6	4	0	4	0			
0549 CLA49		6	7	4	6	0			
0903 GRA3		1	2	0	1	0			
1103 JEF3		54	49	28	21	0			
1104 JEF4		33	42	19	20	2			
1132 JEF32		97	106	87	67	0			
1134 JEF34		74	72	65	38	2			
1137 JEF37		95	77	86	50	4			
1801 MR1,11		83	45	60	63	0			
1806 MR6		74	43	43	52	0			
1809 MR9		3	1	1	1	0			
1819 MR19,22		127	102	83	65	2			
1834 MR34		60	57	42	32	0			
1837 MR37,49		61	56	30	42	3			

WE, THE BOARD OF ELECTION COMMISSIONERS OF ST. LOUIS COUNTY, MISSOURI, ACTING AS THE VERIFICATION BOARD PURSUANT TO SECTION 115.507, RSMo, HEREBY CERTIFY THE FOREGOING TO BE A TRUE AND CORRECT ABSTRACT OF VOTES CAST FOR THE CANDIDATES AND ISSUES AT THE MUNICIPAL GENERAL ELECTION HELD IN ST. LOUIS COUNTY, MISSOURI, ON APRIL 3, 2018. IN TESTIMONY WHEREOF, WE HAVE HEREUNTO SET OUR HAND AT OUR OFFICE IN ST. ANN, ST. LOUIS COUNTY, MISSOURI, ON APRIL 17, 2018.






SHARON BUCHANAN-MCCLURE, CHAIR      TRUDI MCCOLLUM FOUSHEE, SECRETARY      MATTHEW W. POTTER, COMMISSIONER      PEGGY BARNHART, COMMISSIONER



	TOTAL	PERCENT		TOTAL	PERCENT
01 = REGISTERED VOTERS - TOTAL ST. LOUIS CO	19,809		03 = VOTER TURNOUT - TOTAL ST. LOUIS COUNTY	3,068	15.49
02 = BALLOTS CAST - TOTAL ST. LOUIS COUNTY	3,068				
	01	02	03		
0312 CC12,13,22,51 MID1,13,28+	1449	239	16.49		
0315 CC15 CLA16,26	1247	124	9.94		
0319 CC19,24	996	102	10.24		
0323 CC23	1251	275	21.98		
0327 CC27	999	226	22.62		
0333 CC33,48,58	850	119	14.00		
0334 CC34 CLA25,40	978	78	7.98		
0336 CC36,46	935	217	23.21		
0337 CC37	138	10	7.25		
0338 CC38,47	132	5	3.79		
0339 CC39	114	11	9.65		
0352 CC52	155	28	18.06		
0355 CC55	409	43	10.51		
0507 CLA7	428	47	10.98		
0512 CLA12	370	42	11.35		
0513 CLA13,14,47	1387	178	12.83		
0520 CLA20	691	45	6.51		
0524 CLA24	419	50	11.93		
0528 CLA28	154	23	14.94		
0534 CLA34	92	14	15.22		
0537 CLA37	913	92	10.08		
1716 MID16,41,54	1468	206	14.03		
1717 MID17,29,34,36,37,44,45+	2275	380	16.70		
1757 MID57,58	118	15	12.71		
1831 MR31,51	918	199	21.68		
1840 MR40	200	115	57.50		
1842 MR42	191	49	25.65		
1846 MR46	486	133	27.37		
1856 MR56	46	3	6.52		

DIRECTOR SCHOOL DISTRICT OF THE CITY OF LADUE				VOTES	PERCENT					VOTES	PERCENT	
(Vote for ) 2												
01 = NANCY LEVE GOLDSTEIN				1,937	38.73	03 = TOM O'BRIEN				948	18.96	
02 = SHERI GLANTZ				2,059	41.17	04 = INVALID WRITE-IN				57	1.14	
	01	02	03	04								
0312 CC12,13,22,51 MID1,13,28+	209	186	30	3								
0315 CC15 CLA16,26	70	86	38	1								
0319 CC19,24	65	72	32	1								
0323 CC23	173	199	78	1								
0327 CC27	127	120	92	5								
0333 CC33,48,58	85	78	33	1								
0334 CC34 CLA25,40	37	55	32	1								
0336 CC36,46	133	152	75	0								
0337 CC37	7	8	2	0								
0338 CC38,47	4	5	0	0								
0339 CC39	9	8	3	0								
0352 CC52	24	25	5	0								
0355 CC55	34	33	9	2								
0507 CLA7	31	31	14	5								
0512 CLA12	19	30	16	4								
0513 CLA13,14,47	126	131	51	3								
0520 CLA20	23	32	22	0								
0524 CLA24	21	32	18	4								
0528 CLA28	15	15	4	0								
0534 CLA34	3	9	11	1								
0537 CLA37	42	54	40	7								
1716 MID16,41,54	149	134	52	1								
1717 MID17,29,34,36,37,44,45+	314	283	64	5								
1757 MID57,58	13	7	3	0								
1831 MR31,51	58	108	113	4								
1840 MR40	60	65	39	2								
1842 MR42	28	26	17	0								
1846 MR46	55	72	55	6								
1856 MR56	3	3	0	0								

WE, THE BOARD OF ELECTION COMMISSIONERS OF ST. LOUIS COUNTY, MISSOURI, ACTING AS THE VERIFICATION BOARD PURSUANT TO SECTION 115.507, RSMo, HEREBY CERTIFY THE FOREGOING TO BE A TRUE AND CORRECT ABSTRACT OF VOTES CAST FOR THE CANDIDATES AND ISSUES AT THE MUNICIPAL GENERAL ELECTION HELD IN ST. LOUIS COUNTY, MISSOURI, ON APRIL 3, 2018. IN TESTIMONY WHEREOF, WE HAVE HEREUNTO SET OUR HAND AT OUR OFFICE IN ST. ANN, ST. LOUIS COUNTY, MISSOURI, ON APRIL 17, 2018.

*Sharon Buchanan-McClure*

SHARON BUCHANAN-MCCLURE, CHAIR

*Trudi McCollum Foushee*

TRUDI MCCOLLUM FOUSHEE, SECRETARY

*Matthew W. Potter*

MATTHEW W. POTTER, COMMISSIONER

*Peggy Barnhart*

PEGGY BARNHART, COMMISSIONER



	TOTAL	PERCENT	03 = VOTER TURNOUT - TOTAL ST. LOUIS COUNTY	TOTAL	PERCENT
01 = REGISTERED VOTERS - TOTAL ST. LOUIS CO	35,511				
02 = BALLOTS CAST - TOTAL ST. LOUIS COUNTY	4,348				12.24
	01	02	03		
0215 BON15	1388	164	11.82		
0216 BON16,20,35	1011	249	24.63		
0226 BON26	188	53	28.19		
0237 BON37	776	192	24.74		
0238 BON38	644	228	35.40		
0239 BON39	57	29	50.88		
0240 BON40 GRA2,8	399	49	12.28		
0601 CON1 GRA31	1212	261	21.53		
0603 CON3	621	56	9.02		
0606 CON6,13,47,49,52	1909	124	6.50		
0608 CON8,10,23 GRA24,43,44,45	2623	181	6.90		
0614 CON14	276	30	10.87		
0615 CON15,30,42	1807	142	7.86		
0621 CON21,33,39	632	53	8.39		
0622 CON22	718	35	4.87		
0624 CON24,28,44,46	1369	87	6.36		
0625 CON25	1053	95	9.02		
0626 CON26	180	8	4.44		
0629 CON29	14	0	.00		
0631 CON31	496	53	10.69		
0637 CON37	272	19	6.99		
0640 CON40,43,45	1743	134	7.69		
0641 CON41 TSF14	790	58	7.34		
0648 CON48	39	8	20.51		
0901 GRA1,17,20	1159	247	21.31		
0904 GRA4,36	1479	133	8.99		
0905 GRA5	1548	468	30.23		
0906 GRA6	1052	82	7.79		
0909 GRA9	777	92	11.84		
0910 GRA10,12	107	23	21.50		
0911 GRA11	554	59	10.65		
0914 GRA14,41	857	71	8.28		
0923 GRA23,30	10	0	.00		
0926 GRA26	889	61	6.86		
0927 GRA27	284	19	6.69		
0928 GRA28,29	978	176	18.00		
0932 GRA32	948	74	7.81		
0934 GRA34	72	3	4.17		
0937 GRA37,47	880	248	28.18		
0938 GRA38	123	12	9.76		
0946 GRA46	440	40	9.09		
2605 TSF5,18	1246	98	7.87		
2619 TSF19,23	1891	134	7.09		

DIRECTOR LINDBERGH SCHOOLS	VOTES PERCENT				VOTES PERCENT	
(Vote for ) 2						
01 = KAREN ROUSH SCHUSTER	3,489	46.85			923	12.39
02 = MIKE SHAMIA	2,990	40.15			45	.60
	01	02	03	04		
0215 BON15	130	112	26	0		
0216 BON16,20,35	164	134	70	5		
0226 BON26	34	33	20	2		
0237 BON37	122	114	57	0		
0238 BON38	163	132	44	0		
0239 BON39	18	16	6	1		
0240 BON40 GRA2,8	33	26	11	0		
0601 CON1 GRA31	195	138	78	0		
0603 CON3	48	40	13	1		
0606 CON6,13,47,49,52	108	100	18	0		
0608 CON8,10,23 GRA24,43,44,45	163	132	37	2		
0614 CON14	21	24	10	0		
0615 CON15,30,42	128	112	24	5		
0621 CON21,33,39	47	40	7	2		
0622 CON22	31	29	5	0		
0624 CON24,28,44,46	76	70	12	1		
0625 CON25	83	79	17	0		
0626 CON26	6	4	1	1		
0629 CON29	0	0	0	0		
0631 CON31	47	42	12	1		
0637 CON37	14	8	4	0		
0640 CON40,43,45	111	105	27	1		
0641 CON41 TSF14	48	43	14	0		
0648 CON48	8	5	1	0		
0901 GRA1,17,20	201	166	45	4		
0904 GRA4,36	117	102	23	1		
0905 GRA5	369	328	83	3		
0906 GRA6	73	48	22	1		
0909 GRA9	74	66	22	1		
0910 GRA10,12	17	13	6	1		
0911 GRA11	51	40	13	1		
0914 GRA14,41	62	54	18	0		
0923 GRA23,30	0	0	0	0		
0926 GRA26	55	47	11	0		
0927 GRA27	16	13	7	0		
0928 GRA28,29	149	125	45	1		
0932 GRA32	67	56	13	1		
0934 GRA34	2	3	1	0		
0937 GRA37,47	190	167	60	7		
0938 GRA38	12	12	0	0		
0946 GRA46	34	32	2	1		
2605 TSF5,18	83	81	14	0		
2619 TSF19,23	119	99	24	1		


115.507,RSMo, HEREBY  
CERTIFY THE FOREGOING TO BE A TRUE AND CORRECT ABSTRACT OF VOTES CAST FOR THE CANDIDATES AND ISSUES AT THE MUNICIPAL GENERAL  
ELECTION HELD IN ST. LOUIS COUNTY,  
MISSOURI, ON APRIL 3, 2018. IN TESTIMONY WHEREOF, WE HAVE HEREUNTO SET OUR HAND AT OUR OFFICE IN ST. ANN, ST. LOUIS COUNTY,  
MISSOURI, ON APRIL 17, 2018.



SHARON BUCHANAN-MCCLURE, CHAIR



TRUDI MCCOLLUM FOUSHEE, SECRETARY



MATTHEW W. POTTER, COMMISSIONER



PEGGY BARNHART, COMMISSIONER







	TOTAL	PERCENT		TOTAL	PERCENT
01 = REGISTERED VOTERS - TOTAL ST. LOUIS CO	8,699		03 = VOTER TURNOUT - TOTAL ST. LOUIS COUNTY	1,283	14.75
02 = BALLOTS CAST - TOTAL ST. LOUIS COUNTY	1,283				
	01	02	03		
1002 HAD2	137	20	14.60		
1003 HAD3	277	61	22.02		
1019 HAD19	108	12	11.11		
1021 HAD21	1012	76	7.51		
1022 HAD22	364	38	10.44		
1023 HAD23	271	27	9.96		
1025 HAD25,27	1081	114	10.55		
1026 HAD26	221	15	6.79		
1028 HAD28	654	137	20.95		
1029 HAD29	478	60	12.55		
1030 HAD30	1167	223	19.11		
1032 HAD32	1264	207	16.38		
1033 HAD33	1665	293	17.60		

DIRECTOR MAPLEWOOD RICHMOND HEIGHTS SCHOOL DISTRI				VOTES	PERCENT			VOTES	PERCENT
(Vote for ) 2									
01 = WESLEY ROBB				713	37.23	03 = KATHLEEN S. SELINGER		587	30.65
02 = RALPH E. POSLEY				595	31.07	04 = INVALID WRITE-IN		20	1.04
	01	02	03	04					
1002 HAD2	10	5	8	1					
1003 HAD3	40	21	31	2					
1019 HAD19	5	7	4	0					
1021 HAD21	40	29	45	1					
1022 HAD22	17	15	17	0					
1023 HAD23	13	18	14	1					
1025 HAD25,27	46	71	51	1					
1026 HAD26	6	2	14	0					
1028 HAD28	85	76	53	1					
1029 HAD29	46	40	23	0					
1030 HAD30	93	85	121	3					
1032 HAD32	115	91	95	8					
1033 HAD33	197	135	111	2					

DIRECTOR MAPLEWOOD RICHMOND HEIGHTS SCHOOL DISTRI				VOTES	PERCENT			VOTES	PERCENT
**(UNEXPIRED TERM)**									
(Vote for ) 1									
01 = BRANDI R. HERNDON-MILLER				708	61.73	03 = INVALID WRITE-IN		10	.87
02 = LORI KRISTJANSSON				429	37.40				
	01	02	03						
1002 HAD2	6	7	0						
1003 HAD3	30	22	3						
1019 HAD19	6	4	0						
1021 HAD21	40	29	1						
1022 HAD22	16	17	0						
1023 HAD23	11	15	0						
1025 HAD25,27	79	29	0						
1026 HAD26	7	7	0						
1028 HAD28	91	35	0						
1029 HAD29	42	18	0						
1030 HAD30	96	89	1						
1032 HAD32	140	45	4						
1033 HAD33	144	112	1						

WE, THE BOARD OF ELECTION COMMISSIONERS OF ST. LOUIS COUNTY, MISSOURI, ACTING AS THE VERIFICATION BOARD PURSUANT TO SECTION 115.507, RSMo, HEREBY CERTIFY THE FOREGOING TO BE A TRUE AND CORRECT ABSTRACT OF VOTES CAST FOR THE CANDIDATES AND ISSUES AT THE MUNICIPAL GENERAL ELECTION HELD IN ST. LOUIS COUNTY, MISSOURI, ON APRIL 3, 2018. IN TESTIMONY WHEREOF, WE HAVE HEREUNTO SET OUR HAND AT OUR OFFICE IN ST. ANN, ST. LOUIS COUNTY, MISSOURI, ON APRIL 17, 2018.

SHARON BUCHANAN-MCCLURE, CHAIR      TRUDI MCCOLLUM FOUSHEE, SECRETARY      MATTHEW W. POTTER, COMMISSIONER      PEGGY BARNHART, COMMISSIONER



	TOTAL PERCENT			TOTAL PERCENT	
01 = REGISTERED VOTERS - TOTAL ST. LOUIS CO	63,578			03 = VOTER TURNOUT - TOTAL ST. LOUIS COUNTY	7.13
02 = BALLOTS CAST - TOTAL ST. LOUIS COUNTY	4,536				
	01	02	03		
0611 CON11	467	47	10.06		
0612 CON12	4	0	.00		
0616 CON16	437	24	5.49		
0618 CON18	945	33	3.49		
0620 CON20,32,50	1172	74	6.31		
1403 LEM3,16,32,33 OAK12 TSF7	3100	209	6.74		
1404 LEM4,6,8	1165	61	5.24		
1405 LEM5,30	1462	66	4.51		
1409 LEM9,17,29	1451	100	6.89		
1412 LEM12,18	573	23	4.01		
1413 LEM13	1334	70	5.25		
1414 LEM14	197	9	4.57		
1415 LEM15	1610	90	5.59		
1421 LEM21	978	55	5.62		
1422 LEM22,24	2277	107	4.70		
1423 LEM23,31	1525	97	6.36		
2201 OAK1,6	1268	93	7.33		
2202 OAK2,14	1736	107	6.16		
2203 OAK3,23,28,29	1756	124	7.06		
2204 OAK4,18,25 TSF4	1674	166	9.92		
2205 OAK5	1276	114	8.93		
2207 OAK7	1241	103	8.30		
2208 OAK8,22	1867	188	10.07		
2209 OAK9,24	1728	167	9.66		
2210 OAK10,27	1710	151	8.83		
2211 OAK11,16	1438	89	6.19		
2213 OAK13	1668	101	6.06		
2215 OAK15	2256	178	7.89		
2217 OAK17,20	1773	186	10.49		
2219 OAK19	2090	187	8.95		
2221 OAK21,26	1860	179	9.62		
2601 TSF1,9,20	1852	77	4.16		
2602 TSF2	1040	102	9.81		
2603 TSF3	1904	151	7.93		
2606 TSF6,8	2061	178	8.64		
2610 TSF10,22	1218	87	7.14		
2611 TSF11,12	2167	99	4.57		
2613 TSF13,17	1757	134	7.63		
2615 TSF15,27	1176	106	9.01		
2616 TSF16	1798	125	6.95		
2621 TSF21	1167	92	7.88		
2624 TSF24	1641	77	4.69		
2625 TSF25,26	1759	110	6.25		

DIRECTOR MEHLVILLE SCHOOL DISTRICT R-9	VOTES PERCENT				VOTES PERCENT	
(Vote for ) 2						
01 = LISA MESSMER	3,167	38.65	03 = RONALD J. FEDORCHAK	1,777	21.69	
02 = VICTORIA (TORI) BEHLKE	3,209	39.16	04 = INVALID WRITE-IN	41	.50	
	01	02	03	04		
0611 CON11	25	29	17	0		
0612 CON12	0	0	0	0		
0616 CON16	19	18	4	0		
0618 CON18	24	23	11	2		
0620 CON20,32,50	61	48	28	2		
1403 LEM3,16,32,33 OAK12 TSF7	147	146	86	2		
1404 LEM4,6,8	47	48	14	0		
1405 LEM5,30	51	46	22	0		
1409 LEM9,17,29	68	65	46	1		
1412 LEM12,18	9	11	13	0		
1413 LEM13	61	45	27	0		
1414 LEM14	7	6	4	0		
1415 LEM15	52	50	42	1		
1421 LEM21	39	37	21	2		
1422 LEM22,24	71	71	42	2		
1423 LEM23,31	65	60	40	1		
2201 OAK1,6	59	66	48	0		
2202 OAK2,14	70	72	39	0		
2203 OAK3,23,28,29	90	92	48	0		
2204 OAK4,18,25 TSF4	119	141	47	0		
2205 OAK5	85	78	45	0		
2207 OAK7	68	75	38	2		
2208 OAK8,22	128	139	75	1		
2209 OAK9,24	110	118	67	3		
2210 OAK10,27	110	101	71	0		
2211 OAK11,16	63	73	28	0		
2213 OAK13	84	73	28	1		
2215 OAK15	123	109	83	2		
2217 OAK17,20	144	147	55	1		
2219 OAK19	126	137	74	3		
2221 OAK21,26	129	135	63	0		
2601 TSF1,9,20	51	46	38	0		
2602 TSF2	75	70	45	0		
2603 TSF3	107	116	58	0		
2606 TSF6,8	122	135	68	2		
2610 TSF10,22	52	59	44	0		
2611 TSF11,12	73	68	29	3		
2613 TSF13,17	86	92	68	1		
2615 TSF15,27	81	81	28	1		
2616 TSF16	83	87	53	3		
2621 TSF21	57	62	43	2		
2624 TSF24	53	56	31	1		
2625 TSF25,26	73	78	46	2		



115.507,RSMo, HEREBY  
CERTIFY THE FOREGOING TO BE A TRUE AND CORRECT ABSTRACT OF VOTES CAST FOR THE CANDIDATES AND ISSUES AT THE MUNICIPAL GENERAL  
ELECTION HELD IN ST. LOUIS COUNTY,  
MISSOURI, ON APRIL 3, 2018. IN TESTIMONY WHEREOF, WE HAVE HEREUNTO SET OUR HAND AT OUR OFFICE IN ST. ANN, ST. LOUIS COUNTY,  
MISSOURI, ON APRIL 17, 2018.



SHARON BUCHANAN-MCCLURE, CHAIR



TRUDI MCCOLLUM FOUSHEE, SECRETARY



MATTHEW W. POTTER, COMMISSIONER



PEGGY BARNHART, COMMISSIONER



PARKWAY SCHOOL DISTRICT  
 RUN DATE:04/16/18 07:29 PM

GENERAL MUNICIPAL ELECTION  
 ST. LOUIS COUNTY, MISSOURI  
 TUESDAY, APRIL 3, 2018

OFFICIAL FINAL RESULTS

	TOTAL	PERCENT		TOTAL	PERCENT
01 = REGISTERED VOTERS - TOTAL ST. LOUIS CO	96,310		03 = VOTER TURNOUT - TOTAL ST. LOUIS COUNTY	20,43	
02 = BALLOTS CAST - TOTAL ST. LOUIS COUNTY	19,680				
	01	02	03		
0301 CC1	1147	200	17.44		
0302 CC2,7,MHT13,43	1388	252	18.16		
0303 CC3,5	935	158	16.90		
0304 CC4,54	368	19	5.16		
0306 CC6	1065	213	20.00		
0308 CC8	14	1	7.14		
0309 CC9,11,16,21,28	1591	280	17.60		
0310 CC10	213	49	23.00		
0314 CC14 MHT53	1557	288	18.50		
0320 CC20,59 MHT54	1159	134	11.56		
0325 CC25	574	65	11.32		
0326 CC26	82	9	10.98		
0329 CC29 MR39	519	62	11.95		
0332 CC32,56	52	14	26.92		
0335 CC35,50	1513	334	22.08		
0340 CC40,60	138	14	10.14		
0345 CC45	39	1	2.56		
0349 CC49	639	99	15.49		
0412 CHE12 LAF31	1233	240	19.46		
0419 CHE19	788	161	20.43		
0422 CHE22 LAF12	1681	307	18.26		
0431 CHE31,32 LAF26	216	44	20.37		
0442 CHE42,45	1325	261	19.70		
0444 CHE44 LAF1,30	1585	324	20.44		
0452 CHE52	12	1	8.33		
1202 LAF2	1255	394	31.39		
1203 LAF3	108	26	24.07		
1204 LAF4	1213	283	23.33		
1205 LAF5,21	1349	238	17.64		
1206 LAF6,20	999	164	16.42		
1207 LAF7,34,36	449	94	20.94		
1208 LAF8,11,15	1777	400	22.51		
1214 LAF14,33	1288	273	21.20		
1216 LAF16	538	87	16.17		
1217 LAF17	392	70	17.86		
1218 LAF18	1043	252	24.16		
1225 LAF25	1302	321	24.65		
1228 LAF28	871	205	23.54		
1229 LAF29	963	230	23.88		
1232 LAF32	883	218	24.69		
1235 LAF35	223	28	12.56		
1244 LAF44 QUE27	264	23	8.71		
1245 LAF45 QUE26	413	38	9.20		
1246 LAF46 MR3	976	259	26.54		
1529 MER29 QUE19	1460	191	13.08		
1541 MER41	447	72	16.11		
1601 MHT1,4	1100	212	19.27		
1602 MHT2,5,7,26	2051	468	22.82		
1603 MHT3,24 MR50	1348	342	25.37		
1606 MHT6,14,49	1530	439	28.69		
1608 MHT8,28	540	72	13.33		
1609 MHT9	1375	257	18.69		
1610 MHT10,11,21,25,31,33,40	2706	465	17.18		
1616 MHT16,58	35	4	11.43		
1619 MHT19,27	1465	288	19.66		
1620 MHT20,48	1066	383	35.93		
1623 MHT23	878	212	24.15		
1629 MHT29,57,59	189	23	12.17		
1630 MHT30,36,38,45,47,52	1176	264	22.45		
1632 MHT32,41	633	63	9.95		
1634 MHT34	1578	352	22.31		
1635 MHT35,56	1182	148	12.52		
1637 MHT37	1	1	100.0		
1639 MHT39 MR52	489	94	19.22		
1642 MHT42	437	157	35.93		
1644 MHT44	79	7	8.86		
1646 MHT46	71	6	8.45		
1650 MHT50	880	164	18.64		
1651 MHT51	146	13	8.90		
1655 MHT55	182	27	14.84		
1802 MR2	110	19	17.27		
1804 MR4	973	154	15.83		
1805 MR5,28	956	235	24.58		
1807 MR7	611	82	13.42		
1808 MR8,12,15,24,41,47	1340	336	25.07		
1810 MR10,17,23	878	216	24.60		
1813 MR13,55	724	136	18.78		
1814 MR14	288	80	27.78		
1816 MR16	899	230	25.58		
1818 MR18,20,32,38	1900	459	24.16		
1821 MR21 QUE1,5	1217	148	12.16		
1825 MR25	1155	465	40.26		
1826 MR26,36	1175	186	15.83		
1827 MR27	1920	315	16.41		
1829 MR29	776	173	22.29		
1830 MR30	482	108	22.41		
1833 MR33,54	503	96	19.09		
1835 MR35	1068	187	17.51		
1843 MR43	452	38	8.41		
1844 MR44	683	157	22.99		
1845 MR45,53	534	75	14.04		
1848 MR48	473	159	33.62		
1857 MR57	502	161	32.07		
1858 MR58	1150	342	29.74		
1859 MR59	71	1	1.41		
2129 NW29	235	44	18.72		
2302 QUE2,14,22	1389	305	21.96		
2303 QUE3	127	27	21.26		
2304 QUE4	466	151	32.40		
2307 QUE7	710	163	22.96		
2308 QUE8	288	35	12.15		
2310 QUE10	386	117	30.31		
2312 QUE12	514	69	13.42		

2313	QUE13,15,24,41,43	2219	. 348	15.68
2316	QUE16	447	. 99	22.15
2318	QUE18	892	. 258	28.92
2321	QUE21	69	. 9	13.04
2323	QUE23	798	. 202	25.31
2329	QUE29	1347	. 345	25.61
2330	QUE30	119	. 36	30.25
2331	QUE31,47,48	824	. 83	10.07
2333	QUE33	416	. 120	28.85
2337	QUE37	1172	. 137	11.69
2344	QUE44	838	. 295	35.20
2345	QUE45 WH11,41	1375	. 182	13.24
2349	QUE49	279	. 28	10.04
2815	WH15	554	. 93	16.79
2824	WH24	510	. 75	14.71
2833	WH33	313	. 44	14.06

DIRECTOR PARKWAY SCHOOL DISTRICT

(Vote for ) 2  
01 = JEANIE AMES  
02 = KEVIN SELTZER  
03 = JONATHAN TAYLOR

VOTES PERCENT

VOTES PERCENT

4,441	12.21	04 = MATTHEW SCHINDLER
9,879	27.17	05 = AMY BONNETT
4,406	12.12	06 = INVALID WRITE-IN

11,026	30.32
6,535	17.97
73	.20

	01	02	03	04	05	06	
0301	CC1	31	140	26	139	49	0
0302	CC2,7,MHT13,43	49	169	45	156	64	3
0303	CC3,5	21	109	24	110	40	0
0304	CC4,54	2	11	4	10	7	0
0306	CC6	36	153	39	142	38	0
0308	CC8	0	0	0	0	1	0
0309	CC9,11,16,21,28	72	172	58	177	59	0
0310	CC10	8	35	9	28	16	0
0314	CC14 MHT53	51	205	47	188	37	2
0320	CC20,59 MHT54	33	56	31	65	62	0
0325	CC25	13	41	12	36	17	0
0326	CC26	1	4	3	3	5	0
0329	CC29 MR39	23	21	19	23	22	0
0332	CC32,56	1	8	1	10	5	1
0335	CC35,50	42	253	42	229	63	0
0340	CC40,60	2	11	3	10	1	0
0345	CC45	0	1	0	0	1	0
0349	CC49	15	71	14	79	14	0
0412	CHE12 LAF31	68	116	67	117	64	3
0419	CHE19	28	98	32	112	35	0
0422	CHE22 LAF12	54	171	53	168	106	1
0431	CHE31,32 LAF26	6	14	9	22	27	0
0442	CHE42,45	53	127	59	149	83	2
0444	CHE44 LAF1,30	68	159	57	182	117	0
0452	CHE52	0	1	0	1	0	0
1202	LAF2	120	126	108	174	184	4
1203	LAF3	0	10	1	14	15	0
1204	LAF4	69	127	70	155	118	1
1205	LAF5,21	52	99	66	129	103	1
1206	LAF6,20	38	69	36	80	77	0
1207	LAF7,34,36	21	44	21	49	38	0
1208	LAF8,11,15	94	144	93	165	212	1
1214	LAF14,33	64	119	67	152	117	0
1216	LAF16	25	39	23	41	36	0
1217	LAF17	20	20	27	31	33	0
1218	LAF18	61	96	66	135	125	0
1225	LAF25	68	113	80	170	174	0
1228	LAF28	54	66	59	93	101	0
1229	LAF29	43	102	49	126	106	0
1232	LAF32	50	128	52	134	49	0
1235	LAF35	12	13	6	14	11	0
1244	LAF44 QUE27	10	4	10	3	8	0
1245	LAF45 QUE26	11	13	10	17	17	0
1246	LAF46 MR3	46	112	49	122	125	0
1529	MER29 QUE19	29	103	35	129	70	0
1541	MER41	5	41	9	50	33	0
1601	MHT1,4	52	121	52	130	48	1
1602	MHT2,5,7,26	100	290	88	305	115	0
1603	MHT3,24 MR50	69	227	70	240	58	1
1606	MHT6,14,49	100	243	91	237	108	4
1608	MHT8,28	17	43	11	42	26	0
1609	MHT9	54	166	45	173	44	5
1610	MHT10,11,21,25,31,33,40	86	313	85	293	103	4
1616	MHT16,58	0	3	0	3	0	0
1619	MHT19,27	74	164	78	162	76	1
1620	MHT20,48	83	207	66	189	97	2
1623	MHT23	55	120	64	114	57	3
1629	MHT29,57,59	8	9	6	10	7	0
1630	MHT30,36,38,45,47,52	68	126	59	113	76	1
1632	MHT32,41	17	22	13	29	24	0
1634	MHT34	100	206	94	216	67	1
1635	MHT35,56	35	88	42	93	31	0
1637	MHT37	1	0	1	0	0	0
1639	MHT39 MR52	21	55	24	61	19	0
1642	MHT42	43	66	35	75	45	0
1644	MHT44	3	3	2	0	4	0
1646	MHT46	1	5	0	4	0	0
1650	MHT50	19	121	26	112	38	0
1651	MHT51	5	6	3	9	1	0
1655	MHT55	8	18	4	18	3	0
1802	MR2	6	5	6	8	9	0
1804	MR4	38	56	57	72	66	0
1805	MR5,28	46	126	41	152	63	0
1807	MR7	15	42	14	61	20	0
1808	MR8,12,15,24,41,47	72	182	61	212	75	2
1810	MR10,17,23	25	151	26	166	49	0
1813	MR13,55	34	77	32	71	37	0
1814	MR14	20	24	18	36	44	4
1816	MR16	55	130	42	122	75	2
1818	MR18,20,32,38	114	298	112	280	86	0
1821	MR21 QUE1,5	28	79	29	96	44	1
1825	MR25	125	157	104	191	204	2
1826	MR26,36	45	78	60	101	75	0
1827	MR27	78	149	80	202	103	0
1829	MR29	48	66	50	57	77	4

1830	MR30	23	57	11	67	44	1
1833	MR33, 54	23	32	19	49	33	0
1835	MR35	27	91	27	126	85	2
1843	MR43	6	13	7	22	26	0
1844	MR44	44	64	44	77	59	0
1845	MR45, 53	24	32	21	32	30	0
1848	MR48	52	46	50	54	70	0
1857	MR57	35	64	47	78	56	0
1858	MR58	72	176	72	214	102	2
1859	MR59	0	0	0	1	1	0
2129	NW29	10	19	10	15	17	0
2302	QUE2, 14, 22	80	110	78	143	120	2
2303	QUE3	8	13	8	13	10	0
2304	QUE4	43	61	36	69	65	0
2307	QUE7	31	80	32	97	48	0
2308	QUE8	3	14	10	23	12	0
2310	QUE10	36	29	42	51	48	0
2312	QUE12	15	21	21	35	32	1
2313	QUE13, 15, 24, 41, 43	85	151	91	191	144	0
2316	QUE16	24	42	17	52	35	0
2318	QUE18	61	83	61	124	123	2
2321	QUE21	0	4	1	4	7	0
2323	QUE23	50	89	52	97	80	1
2329	QUE29	79	131	97	186	135	3
2330	QUE30	10	9	8	19	13	0
2331	QUE31, 47, 48	36	32	22	38	28	0
2333	QUE33	32	51	26	64	32	0
2337	QUE37	34	63	40	81	43	1
2344	QUE44	76	125	81	153	101	1
2345	QUE45 WH11, 41	31	85	38	115	81	0
2349	QUE49	9	13	7	12	12	0
2815	WH15	16	47	16	61	39	0
2824	WH24	20	32	14	47	33	0
2833	WH33	9	24	18	22	12	0

WE, THE BOARD OF ELECTION COMMISSIONERS OF ST. LOUIS COUNTY, MISSOURI, ACTING AS THE VERIFICATION BOARD PURSUANT TO SECTION 115.507, RSMo, HEREBY CERTIFY THE FOREGOING TO BE A TRUE AND CORRECT ABSTRACT OF VOTES CAST FOR THE CANDIDATES AND ISSUES AT THE MUNICIPAL GENERAL ELECTION HELD IN ST. LOUIS COUNTY, MISSOURI, ON APRIL 3, 2018. IN TESTIMONY WHEREOF, WE HAVE HEREUNTO SET OUR HAND AT OUR OFFICE IN ST. ANN, ST. LOUIS COUNTY, MISSOURI, ON APRIL 17, 2018.

*Sharon Buchanan-McClure*

SHARON BUCHANAN-MCCLURE, CHAIR

*Trudi McCollum Foushee*

TRUDI MCCOLLUM FOUSHEE, SECRETARY

*Matthew W. Potter*

MATTHEW W. POTTER, COMMISSIONER

*Peggy Barnhart*

PEGGY BARNHART, COMMISSIONER



		TOTAL	PERCENT			TOTAL	PERCENT
01 = REGISTERED VOTERS - TOTAL ST. LOUIS CO		26,631		03 = VOTER TURNOUT - TOTAL ST. LOUIS COUNTY			15.86
02 = BALLOTS CAST - TOTAL ST. LOUIS COUNTY		4,224					
		01	02	03			
0104	AP4,28 MID50	1279	214	16.73			
0112	AP12	445	29	6.52			
0117	AP17,42	1705	201	11.79			
0123	AP23,26 NW14	123	8	6.50			
0129	AP29,35	268	10	3.73			
0131	AP31	669	83	12.41			
0132	AP32	821	157	19.12			
0133	AP33	255	70	27.45			
0141	AP41 MHT17	614	154	25.08			
0144	AP44	364	66	18.13			
0146	AP46	59	20	33.90			
0147	AP47	43	3	6.98			
0317	CC17	699	46	6.58			
0318	CC18 MHT18	2	0	.00			
0330	CC30	95	1	1.05			
0331	CC31	862	82	9.51			
0341	CC41	377	24	6.37			
0342	CC42,43,44	1955	143	7.31			
0353	CC53	1214	86	7.08			
0357	CC57 MID11,24,35,61	1539	90	5.85			
1612	MHT12	35	3	8.57			
1615	MHT15 NW38,53	1326	370	27.90			
1622	MHT22	827	220	26.60			
1742	MID42	470	35	7.45			
2101	NW1	1561	406	26.01			
2103	NW3,17,28	714	71	9.94			
2111	NW11	556	76	13.67			
2112	NW12,39	683	93	13.62			
2113	NW13	906	268	29.58			
2116	NW16,27,31	474	60	12.66			
2119	NW19,33,35	1355	276	20.37			
2120	NW20	540	151	27.96			
2121	NW21	10	2	20.00			
2126	NW26	83	13	15.66			
2132	NW32,42,43	890	101	11.35			
2136	NW36	4	0	.00			
2137	NW37	477	71	14.88			
2147	NW47	416	122	29.33			
2149	NW49,52	1157	311	26.88			
2150	NW50	73	4	5.48			
2151	NW51	686	84	12.24			

		VOTES	PERCENT			VOTES	PERCENT
DIRECTOR PATTONVILLE R-3 SCHOOL DISTRICT (Vote for ) 2				03 = AMANDA LIENAU PURNELL		2,302	36.64
01 = JEANNE SCHOTTMUELLER		2,693	42.87	04 = INVALID WRITE-IN		49	.78
02 = TOBY MEYER		1,238	19.71				
		01	02	03	04		
0104	AP4,28 MID50	126	73	109	2		
0112	AP12	24	10	17	0		
0117	AP17,42	147	56	128	3		
0123	AP23,26 NW14	6	1	3	0		
0129	AP29,35	6	2	6	0		
0131	AP31	48	22	42	1		
0132	AP32	106	36	103	1		
0133	AP33	43	17	36	0		
0141	AP41 MHT17	84	36	93	2		
0144	AP44	39	13	25	3		
0146	AP46	14	5	11	0		
0147	AP47	1	1	3	0		
0317	CC17	31	23	21	2		
0318	CC18 MHT18	0	0	0	0		
0330	CC30	0	0	0	0		
0331	CC31	51	19	57	2		
0341	CC41	19	5	14	0		
0342	CC42,43,44	100	41	83	4		
0353	CC53	64	23	55	0		
0357	CC57 MID11,24,35,61	59	22	57	3		
1612	MHT12	2	2	0	0		
1615	MHT15 NW38,53	220	98	195	4		
1622	MHT22	132	58	113	4		
1742	MID42	27	8	23	2		
2101	NW1	262	120	202	0		
2103	NW3,17,28	52	16	41	0		
2111	NW11	51	19	44	0		
2112	NW12,39	64	31	63	0		
2113	NW13	169	89	131	0		
2116	NW16,27,31	38	21	35	2		
2119	NW19,33,35	180	103	144	1		
2120	NW20	87	51	76	2		
2121	NW21	2	0	2	0		
2126	NW26	8	3	5	0		
2132	NW32,42,43	64	37	54	2		
2136	NW36	0	0	0	0		
2137	NW37	46	16	42	2		
2147	NW47	78	39	51	1		
2149	NW49,52	179	98	164	6		
2150	NW50	4	1	2	0		
2151	NW51	60	23	52	0		

WE, THE BOARD OF ELECTION COMMISSIONERS OF ST. LOUIS COUNTY, MISSOURI, ACTING AS THE VERIFICATION BOARD PURSUANT TO SECTION 115.507, RSMo, HEREBY CERTIFY THE FOREGOING TO BE A TRUE AND CORRECT ABSTRACT OF VOTES CAST FOR THE CANDIDATES AND ISSUES AT THE MUNICIPAL GENERAL ELECTION HELD IN ST. LOUIS COUNTY, MISSOURI, ON APRIL 3, 2018. IN TESTIMONY WHEREOF, WE HAVE HEREUNTO SET OUR HAND AT OUR OFFICE IN ST. ANN, ST. LOUIS COUNTY,

MISSOURI, ON APRIL 17, 2018.



SHARON BUCHANAN-MCCLURE, CHAIR



TRUDI MCCOLLUM FOUSHEE, SECRETARY



MATTHEW W. POTTER, COMMISSIONER



PEGGY BARNHART, COMMISSIONER



RITENOUR SCHOOL DISTRICT  
 RUN DATE:04/16/18 07:29 PM

GENERAL MUNICIPAL ELECTION  
 ST. LOUIS COUNTY, MISSOURI  
 TUESDAY, APRIL 3, 2018

OFFICIAL FINAL RESULTS

	TOTAL	PERCENT		TOTAL	PERCENT
01 = REGISTERED VOTERS - TOTAL ST. LOUIS CO	22,698		03 = VOTER TURNOUT - TOTAL ST. LOUIS COUNTY		8.16
02 = BALLOTS CAST - TOTAL ST. LOUIS COUNTY	1,853				
	01	02	03		
0101 AP1	543	38	7.00		
0102 AP2	390	28	7.18		
0105 AP5	556	26	4.68		
0106 AP6,9,13,37	1314	103	7.84		
0107 AP7,43	362	13	3.59		
0108 AP8,24	849	55	6.48		
0111 AP11,20	548	59	10.77		
0114 AP14 NOR27	416	30	7.21		
0115 AP15	283	21	7.42		
0118 AP18	228	17	7.46		
0121 AP21	51	1	1.96		
0122 AP22 MID7	419	21	5.01		
0125 AP25	4	2	50.00		
0130 AP30	146	2	1.37		
0139 AP39	393	31	7.89		
0140 AP40 MID56	849	77	9.07		
0148 AP48	95	4	4.21		
0149 AP49	646	63	9.75		
1702 MID2	1353	155	11.46		
1703 MID3,12	1284	165	12.85		
1704 MID4	790	56	7.09		
1705 MID5	1015	65	6.40		
1706 MID6	424	40	9.43		
1708 MID8	399	31	7.77		
1709 MID9	745	73	9.80		
1714 MID14 NOR23	1096	88	8.03		
1715 MID15	434	17	3.92		
1719 MID19	323	8	2.48		
1720 MID20,60	24	8	33.33		
1721 MID21 NOR53	424	13	3.07		
1722 MID22	568	26	4.58		
1723 MID23	477	32	6.71		
1725 MID25	45	14	31.11		
1726 MID26	85	1	1.18		
1727 MID27	326	29	8.90		
1733 MID33,59	567	25	4.41		
1743 MID43	915	104	11.37		
1746 MID46	238	9	3.78		
1747 MID47	504	20	3.97		
1752 MID52	282	21	7.45		
1753 MID53	423	45	10.64		
1925 NOR25,43	415	65	15.66		
1926 NOR26	1215	135	11.11		
1932 NOR32	230	16	6.96		
1947 NOR47	5	1	20.00		

DIRECTOR RITENOUR SCHOOL DISTRICT	VOTES	PERCENT		VOTES	PERCENT
(Vote for ) 2					
01 = ORLANDO LEWIS, JR.	849	30.77	03 = DAWN EDDINS-FRAZIER	692	25.08
02 = LISA GLOVER-JONES	1,193	43.24	04 = INVALID WRITE-IN	25	.91
	01	02	03	04	
0101 AP1	17	23	14	0	
0102 AP2	12	16	12	2	
0105 AP5	11	16	11	0	
0106 AP6,9,13,37	30	59	46	2	
0107 AP7,43	4	5	7	1	
0108 AP8,24	31	32	22	2	
0111 AP11,20	30	42	17	0	
0114 AP14 NOR27	13	18	7	0	
0115 AP15	5	17	16	0	
0118 AP18	7	11	6	0	
0121 AP21	0	0	0	0	
0122 AP22 MID7	5	17	10	0	
0125 AP25	0	2	1	0	
0130 AP30	0	2	0	0	
0139 AP39	14	22	11	0	
0140 AP40 MID56	41	59	23	0	
0148 AP48	1	2	3	0	
0149 AP49	40	37	19	3	
1702 MID2	85	107	57	0	
1703 MID3,12	67	107	58	2	
1704 MID4	21	38	22	0	
1705 MID5	24	38	30	3	
1706 MID6	22	28	16	1	
1708 MID8	16	20	11	1	
1709 MID9	42	51	27	0	
1714 MID14 NOR23	36	64	35	1	
1715 MID15	9	13	6	1	
1719 MID19	1	5	2	0	
1720 MID20,60	3	5	1	0	
1721 MID21 NOR53	2	9	5	0	
1722 MID22	17	15	9	0	
1723 MID23	18	19	12	0	
1725 MID25	8	8	6	0	
1726 MID26	1	1	0	0	
1727 MID27	14	15	15	2	
1733 MID33,59	17	16	10	1	
1743 MID43	58	76	41	0	
1746 MID46	3	6	3	0	
1747 MID47	11	12	2	0	
1752 MID52	11	6	11	0	
1753 MID53	17	23	9	0	
1925 NOR25,43	27	41	21	2	
1926 NOR26	51	81	51	1	
1932 NOR32	7	8	7	0	
1947 NOR47	0	1	0	0	


WE, THE BOARD OF ELECTION COMMISSIONERS OF ST. LOUIS COUNTY, MISSOURI, ACTING AS THE VERIFICATION BOARD PURSUANT TO SECTION 115.507, RSMO, HEREBY CERTIFY THE FOREGOING TO BE A TRUE AND CORRECT ABSTRACT OF VOTES CAST FOR THE CANDIDATES AND ISSUES AT THE MUNICIPAL GENERAL ELECTION HELD IN ST. LOUIS COUNTY, MISSOURI, ON APRIL 3, 2018. IN TESTIMONY WHEREOF, WE HAVE HEREUNTO SET OUR HAND AT OUR OFFICE IN ST. ANN, ST. LOUIS COUNTY, MISSOURI, ON APRIL 17, 2018.



SHARON BUCHANAN-MCCLURE, CHAIR



TRUDI MCCOLLUM FOUSHEE, SECRETARY



MATTHEW W. POTTER, COMMISSIONER



PEGGY BARNHART, COMMISSIONER









	TOTAL PERCENT			TOTAL PERCENT	
01 = REGISTERED VOTERS - TOTAL ST. LOUIS CO	18,871			03 = VOTER TURNOUT - TOTAL ST. LOUIS COUNTY	9.76
02 = BALLOTS CAST - TOTAL ST. LOUIS COUNTY	1,842				
	01	02	03		
0707 FER7	348	33	9.48		
0708 FER8	638	75	11.76		
0710 FER10,39	206	14	6.80		
0714 FER14,43	687	28	4.08		
0727 FER27,41 NRW39	1362	88	6.46		
0728 FER28,30	776	86	11.08		
2014 NRW14,34	90	9	10.00		
2016 NRW16	0	0			
2022 NRW22	185	17	9.19		
2023 NRW23	340	23	6.76		
2026 NRW26	285	64	22.46		
2027 NRW27	34	1	2.94		
2028 NRW28,32	587	32	5.45		
2031 NRW31	11	4	36.36		
2043 NRW43	648	107	16.51		
2044 NRW44	328	42	12.80		
2045 NRW45	0	1			
2046 NRW46	364	50	13.74		
2048 NRW48	559	33	5.90		
2402 SF2,24	641	57	8.89		
2403 SF3,22	636	29	4.56		
2404 SF4	1163	60	5.16		
2405 SF5,8	75	10	13.33		
2411 SF11,17,21,27	902	42	4.66		
2412 SF12,19	495	72	14.55		
2413 SF13,14	1758	181	10.30		
2415 SF15,16	1598	265	16.58		
2418 SF18	1025	101	9.85		
2423 SF23,29	853	49	5.74		
2425 SF25	932	130	13.95		
2428 SF28	250	20	8.00		
2431 SF31,32	1095	119	10.87		

RIVERVIEW GARDENS SCH DIST - BOND ELECTION - PROP R  
 \*\* (BONDS - CAPITAL IMPROV (57.15% NEEDED)\*\*  
 (Vote for ) 1

	VOTES	PERCENT
01 = YES	1,444	79.87
02 = NO	364	20.13

	01	02
0707 FER7	23	9
0708 FER8	57	16
0710 FER10,39	13	1
0714 FER14,43	24	4
0727 FER27,41 NRW39	70	15
0728 FER28,30	73	11
2014 NRW14,34	5	4
2016 NRW16	0	0
2022 NRW22	15	2
2023 NRW23	20	3
2026 NRW26	46	18
2027 NRW27	0	1
2028 NRW28,32	25	7
2031 NRW31	0	4
2043 NRW43	76	20
2044 NRW44	32	9
2045 NRW45	1	0
2046 NRW46	43	7
2048 NRW48	23	10
2402 SF2,24	46	9
2403 SF3,22	24	5
2404 SF4	47	12
2405 SF5,8	8	2
2411 SF11,17,21,27	39	3
2412 SF12,19	60	12
2413 SF13,14	153	24
2415 SF15,16	193	70
2418 SF18	82	18
2423 SF23,29	44	5
2425 SF25	103	27
2428 SF28	15	5
2431 SF31,32	84	31

WE, THE BOARD OF ELECTION COMMISSIONERS OF ST. LOUIS COUNTY, MISSOURI, ACTING AS THE VERIFICATION BOARD PURSUANT TO SECTION 115.507, RSMO, HEREBY CERTIFY THE FOREGOING TO BE A TRUE AND CORRECT ABSTRACT OF VOTES CAST FOR THE CANDIDATES AND ISSUES AT THE MUNICIPAL GENERAL ELECTION HELD IN ST. LOUIS COUNTY, MISSOURI, ON APRIL 3, 2018. IN TESTIMONY WHEREOF, WE HAVE HEREUNTO SET OUR HAND AT OUR OFFICE IN ST. ANN, ST. LOUIS COUNTY, MISSOURI, ON APRIL 17, 2018.

SHARON BUCHANAN-MCCLURE, CHAIR      TRUDI MCCOLLUM FOUSHEE, SECRETARY      MATTHEW W. POTTER, COMMISSIONER      PEGGY BARNHART, COMMISSIONER





	TOTAL	PERCENT		TOTAL	PERCENT
01 = REGISTERED VOTERS - TOTAL ST. LOUIS CO	23,641		03 = VOTER TURNOUT - TOTAL ST. LOUIS COUNTY	3,298	13.95
02 = BALLOTS CAST - TOTAL ST. LOUIS COUNTY	3,298				
	01	02	03		
0501 CLA1	1098	180	16.39		
0505 CLA5,43 UNV32,41	1753	210	11.98		
1008 HAD8	673	138	20.51		
1009 HAD9,10,11	1767	283	16.02		
1012 HAD12	1155	168	14.55		
1016 HAD16,34,35 UNV20	1488	253	17.00		
1017 HAD17	279	0	.00		
1731 MID31	0	1	.00		
1738 MID38	50	20	40.00		
1755 MID55	213	47	22.07		
2704 UNV4	957	87	9.09		
2714 UNV14	1209	116	9.59		
2715 UNV15,16	1293	139	10.75		
2718 UNV18	11	0	.00		
2719 UNV19	1146	180	15.71		
2722 UNV22,35,38,42	1590	151	9.50		
2723 UNV23	1275	206	16.16		
2724 UNV24,29	1807	322	17.82		
2725 UNV25,26	1266	163	12.88		
2727 UNV27	1368	152	11.11		
2728 UNV28,43	1067	160	15.00		
2731 UNV31	697	95	13.63		
2733 UNV33,39,40,44	1408	221	15.70		
2734 UNV34	71	6	8.45		

DIRECTOR SCHOOL DISTRICT OF UNIVERSITY CITY							VOTES	PERCENT			VOTES	PERCENT	
(Vote for ) 2													
01 = JOANNE SOUDAH						2,239	38.91	04 = ROMERO SUMPTER			77	1.34	
02 = KRISTINE HENDRIX						1,988	34.55	05 = PATRICIA WASHINGTON			1,077	18.72	
03 = MATT BELLOWS						355	6.17	06 = INVALID WRITE-IN			18	.31	
	01	02	03	04	05	06							
0501 CLA1	161	124	16	1	41	0							
0505 CLA5,43 UNV32,41	128	98	36	8	73	1							
1008 HAD8	122	100	7	0	25	0							
1009 HAD9,10,11	259	227	21	2	34	2							
1012 HAD12	143	106	33	1	31	1							
1016 HAD16,34,35 UNV20	191	147	51	6	63	1							
1017 HAD17	0	0	0	0	0	0							
1731 MID31	1	0	0	0	1	0							
1738 MID38	4	4	1	0	10	0							
1755 MID55	10	14	1	3	24	0							
2704 UNV4	47	41	11	5	37	2							
2714 UNV14	59	62	6	2	52	0							
2715 UNV15,16	63	78	7	9	71	0							
2718 UNV18	0	0	0	0	0	0							
2719 UNV19	94	94	9	2	95	4							
2722 UNV22,35,38,42	65	76	11	3	79	0							
2723 UNV23	162	137	30	4	37	0							
2724 UNV24,29	230	198	48	14	90	2							
2725 UNV25,26	93	100	9	4	71	1							
2727 UNV27	59	83	6	6	87	2							
2728 UNV28,43	94	77	14	0	83	2							
2731 UNV31	81	66	13	2	17	0							
2733 UNV33,39,40,44	171	153	25	3	52	0							
2734 UNV34	2	3	0	2	4	0							

WE, THE BOARD OF ELECTION COMMISSIONERS OF ST. LOUIS COUNTY, MISSOURI, ACTING AS THE VERIFICATION BOARD PURSUANT TO SECTION 115.507,RSMo, HEREBY CERTIFY THE FOREGOING TO BE A TRUE AND CORRECT ABSTRACT OF VOTES CAST FOR THE CANDIDATES AND ISSUES AT THE MUNICIPAL GENERAL ELECTION HELD IN ST. LOUIS COUNTY, MISSOURI, ON APRIL 3, 2018. IN TESTIMONY WHEREOF, WE HAVE HEREUNTO SET OUR HAND AT OUR OFFICE IN ST. ANN, ST. LOUIS COUNTY, MISSOURI, ON APRIL 17, 2018.

*Sharon Buchanan-McClure*

SHARON BUCHANAN-MCCLURE, CHAIR

*Trudi McCollum Foushee*

TRUDI MCCOLLUM FOUSHEE, SECRETARY

*Matthew W. Potter*

MATTHEW W. POTTER, COMMISSIONER

*Peggy Barnhart*

PEGGY BARNHART, COMMISSIONER



	TOTAL	PERCENT		TOTAL	PERCENT
01 = REGISTERED VOTERS - TOTAL ST. LOUIS CO	4,942		03 = VOTER TURNOUT - TOTAL ST. LOUIS COUNTY	23.01	
02 = BALLOTS CAST - TOTAL ST. LOUIS COUNTY	1,137				
	01	02	03		
2311 QUE11,36	545	33	6.06		
2317 QUE17,40	736	169	22.96		
2325 QUE25,38	775	214	27.61		
2328 QUE28,34	255	70	27.45		
2332 QUE32	278	91	32.73		
2335 QUE35	647	253	39.10		
2339 QUE39	972	120	12.35		
2342 QUE42	574	178	31.01		
2346 QUE46	160	9	5.63		

DIRECTOR VALLEY PARK SCHOOL DISTRICT		VOTES		PERCENT		VOTES		PERCENT	
(Vote for ) 2									
01 = WILLIAM T. DAINS		535	29.97	03 = FAYE PEATS		630	35.29		
02 = PETER TOBIN COATES		609	34.12	04 = INVALID WRITE-IN		11	.62		
		01	02	03	04				
2311 QUE11,36		16	20	18	0				
2317 QUE17,40		75	104	88	2				
2325 QUE25,38		100	104	123	3				
2328 QUE28,34		32	33	45	2				
2332 QUE32		43	42	57	0				
2335 QUE35		146	131	126	1				
2339 QUE39		38	63	71	1				
2342 QUE42		84	107	95	2				
2346 QUE46		1	5	7	0				

WE, THE BOARD OF ELECTION COMMISSIONERS OF ST. LOUIS COUNTY, MISSOURI, ACTING AS THE VERIFICATION BOARD PURSUANT TO SECTION 115.507,RSMo, HEREBY CERTIFY THE FOREGOING TO BE A TRUE AND CORRECT ABSTRACT OF VOTES CAST FOR THE CANDIDATES AND ISSUES AT THE MUNICIPAL GENERAL ELECTION HELD IN ST. LOUIS COUNTY, MISSOURI, ON APRIL 3, 2018. IN TESTIMONY WHEREOF, WE HAVE HEREUNTO SET OUR HAND AT OUR OFFICE IN ST. ANN, ST. LOUIS COUNTY, MISSOURI, ON APRIL 17, 2018.

  
 SHARON BUCHANAN-MCCLURE, CHAIR

  
 TRUDI MCCOLLUM FOUSHEE, SECRETARY

  
 MATTHEW W. POTTER, COMMISSIONER

  
 PEGGY BARNHART, COMMISSIONER

